



Doomben QLD Professional

Race 5: COUNTRY CUPS CHALLENGE (FINAL) NO METRO WINS LAST 2 YEARS - 1600m

02 December 2023 - 14:29



BRISBANE
RACING CLUB

Track Rating: Soft 6, Weather: Fine, Rail Position: +1m Entire

Section		Overall	1400m	1200m	1000m	800m	600m	400m	Last 600m				
Field Times		1:36.74 (0:13.60)	1:23.14 (0:11.42)	1:11.72 (0:11.68)	1:00.04 (0:11.87)	0:48.17 (0:12.22)	0:35.95 (0:11.84)	0:24.11 (0:11.70)	0:35.95				
Rank	TAB Horse/Jockey	Barrier	Top Speed [km/h]	Fastest Section									Distance Travelled [m]
1	8 FIRE KING Adam Sewell	2	64.8 1400m	0:11.52 1400m	1:36.74 [1] (0:14.29)	1:22.45 [9] (0:11.52)	1:10.93 [8] (0:11.79)	0:59.14 [8] (0:11.84)	0:47.30 [8] (0:12.09)	0:35.21 [8] (0:11.75)	0:23.46 [6] (0:11.54)	0:35.21	
2	5 OFFICE JIM Les Tilley	18	67.0 Overall	0:11.47 1400m	1:37.00 [2] (0:13.60)	1:23.40 [1] (0:11.47)	1:11.93 [2] (0:11.91)	1:00.02 [4] (0:11.82)	0:48.20 [4] (0:12.10)	0:36.10 [3] (0:11.73)	0:24.37 [1] (0:11.70)	0:36.10	-2
3	2 ART BY CONCORDE Kyle Wilson-Taylor	11	64.9 1400m	0:11.54 1400m	1:37.12 [3] (0:13.95)	1:23.17 [5] (0:11.54)	1:11.63 [5] (0:11.79)	0:59.84 [6] (0:11.85)	0:47.99 [5] (0:12.15)	0:35.84 [5] (0:11.79)	0:24.05 [4] (0:11.60)	0:35.84	+3
4	14 VIVENZO Robbie Dolan	16	65.7 400m	0:11.40 400m	1:37.70 [4] (0:14.71)	1:22.99 [14] (0:11.71)	1:11.28 [15] (0:11.89)	0:59.39 [15] (0:11.95)	0:47.44 [15] (0:12.00)	0:35.44 [15] (0:11.69)	0:23.75 [11] (0:11.40)	0:35.44	+10
5	12 SUCH A WHIT Ben Thompson	10	65.0 Overall	0:11.57 1400m	1:37.75 [5] (0:14.18)	1:23.57 [7] (0:11.57)	1:12.00 [7] (0:11.76)	1:00.24 [7] (0:11.91)	0:48.33 [7] (0:12.10)	0:36.23 [7] (0:11.94)	0:24.29 [8] (0:11.71)	0:36.23	+5
6	4 THE DRILLER Ryan Maloney	7	64.9 1400m	0:11.36 1400m	1:37.86 [6] (0:14.66)	1:23.20 [13] (0:11.36)	1:11.84 [10] (0:11.80)	1:00.04 [10] (0:11.91)	0:48.13 [11] (0:12.07)	0:36.06 [10] (0:12.02)	0:24.04 [10] (0:11.71)	0:36.06	+5
7	11 CENTAUR Samantha Collett	15	66.2 1400m	0:11.27 1400m	1:37.87 [7] (0:13.75)	1:24.12 [2] (0:11.27)	1:12.85 [1] (0:11.68)	1:01.17 [1] (0:11.87)	0:49.30 [1] (0:12.25)	0:37.05 [2] (0:11.87)	0:25.18 [2] (0:11.94)	0:37.05	+3
8	10 LOVE ON SUNDAY Adrian Layt	8	63.7 1400m	0:11.47 1400m	1:37.87 [8] (0:14.59)	1:23.28 [12] (0:11.47)	1:11.81 [12] (0:11.79)	1:00.02 [12] (0:11.86)	0:48.16 [10] (0:12.13)	0:36.03 [11] (0:11.85)	0:24.18 [9] (0:11.85)	0:36.03	-3
9	7 STAMPEDE WARRIOR Tyler Leslight	4	63.2 1000m	0:11.45 1400m	1:37.96 [9] (0:14.91)	1:23.05 [15] (0:11.45)	1:11.60 [14] (0:11.91)	0:59.69 [14] (0:11.82)	0:47.87 [14] (0:11.95)	0:35.92 [12] (0:11.98)	0:23.94 [13] (0:11.66)	0:35.92	-1
10	3 MENINDEE Paul Hamblin	20	65.9 Overall	0:11.39 1400m	1:38.06 [10] (0:14.14)	1:23.92 [6] (0:11.39)	1:12.53 [6] (0:11.74)	1:00.79 [5] (0:11.88)	0:48.91 [6] (0:12.25)	0:36.66 [6] (0:12.05)	0:24.61 [7] (0:11.90)	0:36.66	+7

Scratched: Savvy Legend (#21), Sole Heir (#22), Springthorpe (#20), Torbreck (#19), Valley Of Dreams (#17), Sammy (#16), Parko (#18)

Report Created: Sat 2 December 2023 15:18 GMT+ (Note: Timing is based on position data)

Page 1/19

[] Ranking at each section and finish
 -:-:- No data available at this section
 NA No data available
 SCN Saddle cloth number
 DNF Did not finish
 DNT Did not track

data processed by TRIPLESDATA



Doomben QLD Professional
Race 5: COUNTRY CUPS CHALLENGE (FINAL) NO METRO WINS LAST 2 YEARS - 1600m
02 December 2023 - 14:29



BRISBANE
RACING CLUB

Track Rating: Soft 6, Weather: Fine, Rail Position: +1m Entire

Section		Overall	1400m	1200m	1000m	800m	600m	400m	Last 600m				
Field Times		1:36.74 (0:13.60)	1:23.14 (0:11.42)	1:11.72 (0:11.68)	1:00.04 (0:11.87)	0:48.17 (0:12.22)	0:35.95 (0:11.84)	0:24.11 (0:11.70)	0:35.95				
Rank	TAB Horse/Jockey	Barrier	Top Speed [km/h]	Fastest Section	Distance Travelled [m]								
11	1 ECHO POINT Dan Ballard	13	65.1	0:11.36	1:38.65 [11] (0:13.82)	1:24.83 [3] (0:11.36)	1:13.47 [3] (0:11.58)	1:01.89 [2] (0:12.00)	0:49.89 [3] (0:12.26)	0:37.63 [4] (0:12.07)	0:25.56 [5] (0:12.22)	0:37.63	+9
12	6 VINASTA Gary Geran	21	64.8	0:11.59	1:38.70 [12] (0:14.45)	1:24.25 [11] (0:11.59)	1:12.66 [11] (0:11.85)	1:00.81 [13] (0:12.02)	0:48.79 [12] (0:12.18)	0:36.61 [13] (0:11.89)	0:24.72 [12] (0:11.71)	0:36.61	+8
13	13 VIGOROUS FLOW James Orman	6	66.7	0:11.48	1:38.99 [13] (0:13.84)	1:25.15 [4] (0:11.48)	1:13.67 [4] (0:11.48)	1:02.19 [3] (0:11.83)	0:50.36 [2] (0:12.16)	0:38.20 [1] (0:12.19)	0:26.01 [3] (0:12.26)	0:38.20	+1
14	9 BURDEN Emma Bell	14	64.1	0:11.64	1:39.15 [14] (0:14.23)	1:24.92 [8] (0:11.64)	1:13.28 [9] (0:11.96)	1:01.32 [11] (0:12.14)	0:49.18 [13] (0:12.27)	0:36.91 [14] (0:12.35)	0:24.56 [15] (0:12.04)	0:36.91	+10
15	15 ANCIENT ECHOES Angela Jones	17	63.3	0:11.68	1:40.51 [15] (0:14.43)	1:26.08 [10] (0:11.68)	1:14.40 [13] (0:11.68)	1:02.72 [9] (0:11.86)	0:50.86 [9] (0:12.12)	0:38.74 [9] (0:12.47)	0:26.27 [14] (0:12.51)	0:38.74	+8

Scratched: Savvy Legend (#21), Sole Heir (#22), Springthorpe (#20), Torbreck (#19), Valley Of Dreams (#17), Sammy (#16), Parko (#18)

[] Ranking at each section and finish
 -:-:-:- No data available at this section
 NA No data available

SCN Saddle cloth number
 DNF Did not finish
 DNT Did not track



Doomben QLD Professional
Race 5: COUNTRY CUPS CHALLENGE (FINAL) NO METRO WINS LAST 2 YEARS - 1600m

02 December 2023 - 14:29



BRISBANE
RACING CLUB

Track Rating: Soft 6, Weather: Fine, Rail Position: +1m Entire

Section				200m				Last 600m	
Field Times				0:12.41 (0:12.41)				0:35.95	
Rank	TAB Horse/Jockey	Barrier	Top Speed [km/h]	Fastest Section	Margin				Distance Travelled [m]
1	8 FIRE KING Adam Sewell	2	64.8 1400m	0:11.52 1400m	0:11.92 [4] (0:11.92)	1:36.74		0:35.21	
2	5 OFFICE JIM Les Tilley	18	67.0 Overall	0:11.47 1400m	0:12.67 [1] (0:12.67)	1.52L		0:36.10	-2
3	2 ART BY CONCORDE Kyle Wilson-Taylor	11	64.9 1400m	0:11.54 1400m	0:12.45 [3] (0:12.45)	2.25L		0:35.84	+3
4	14 VIVENZO Robbie Dolan	16	65.7 400m	0:11.40 400m	0:12.35 [9] (0:12.35)	5.63L		0:35.44	+10
5	12 SUCH A WHIT Ben Thompson	10	65.0 Overall	0:11.57 1400m	0:12.58 [5] (0:12.58)	5.96L		0:36.23	+5
6	4 THE DRILLER Ryan Maloney	7	64.9 1400m	0:11.36 1400m	0:12.33 [10] (0:12.33)	6.58L		0:36.06	+5
7	11 CENTAUR Samantha Collett	15	66.2 1400m	0:11.27 1400m	0:13.24 [2] (0:13.24)	6.63L		0:37.05	+3
8	10 LOVE ON SUNDAY Adrian Layt	8	63.7 1400m	0:11.47 1400m	0:12.33 [11] (0:12.33)	6.63L		0:36.03	-3
9	7 STAMPEDE WARRIOR Tyler Leslight	4	63.2 1000m	0:11.45 1400m	0:12.28 [12] (0:12.28)	7.17L		0:35.92	-1
10	3 MENINDEE Paul Hamblin	20	65.9 Overall	0:11.39 1400m	0:12.71 [8] (0:12.71)	7.77L		0:36.66	+7

Scratched: Savvy Legend (#21), Sole Heir (#22), Springthorpe (#20), Torbreck (#19), Valley Of Dreams (#17), Sammy (#16), Parko (#18)

Report Created: Sat 2 December 2023 15:18 GMT+ (Note: Timing is based on position data)

Page 3/19

[] Ranking at each section and finish
 -:-:- No data available at this section
 NA No data available

SCN Saddle cloth number
 DNF Did not finish
 DNT Did not track

data processed by  TRIPLESDATA



Doomben QLD Professional
Race 5: COUNTRY CUPS CHALLENGE (FINAL) NO METRO WINS LAST 2 YEARS - 1600m
02 December 2023 - 14:29



Track Rating: Soft 6, Weather: Fine, Rail Position: +1m Entire

Section				200m				Last 600m	
Field Times				0:12.41 (0:12.41)				0:35.95	
Rank	TAB	Horse/Jockey	Barrier	Top Speed [km/h]	Fastest Section	Margin			Distance Travelled [m]
11	1	ECHO POINT Dan Ballard	13	65.1 Overall	0:11.36 1400m	0:13.34 [7] (0:13.34)	11.23L		0:37.63 +9
12	6	VINASTA Gary Geran	21	64.8 Overall	0:11.59 1400m	0:13.01 [13] (0:13.01)	11.51L		0:36.61 +8
13	13	VIGOROUS FLOW James Orman	6	66.7 Overall	0:11.48 1400m	0:13.75 [6] (0:13.75)	13.27L		0:38.20 +1
14	9	BURDEN Emma Bell	14	64.1 Overall	0:11.64 1400m	0:12.52 [14] (0:12.52)	14.18L		0:36.91 +10
15	15	ANCIENT ECHOES Angela Jones	17	63.3 1400m	0:11.68 1400m	0:13.76 [15] (0:13.76)	22.21L		0:38.74 +8

Scratched: Savvy Legend (#21), Sole Heir (#22), Springthorpe (#20), Torbreck (#19), Valley Of Dreams (#17), Sammy (#16), Parko (#18)



Horse/Jockey Name	Fire King
Final Rank	1
Fastest Section Time (Section)	0:11.52 (1400m)
Top Speed [km/h] (Section)	64.8 (1400m)
Race State	Finished

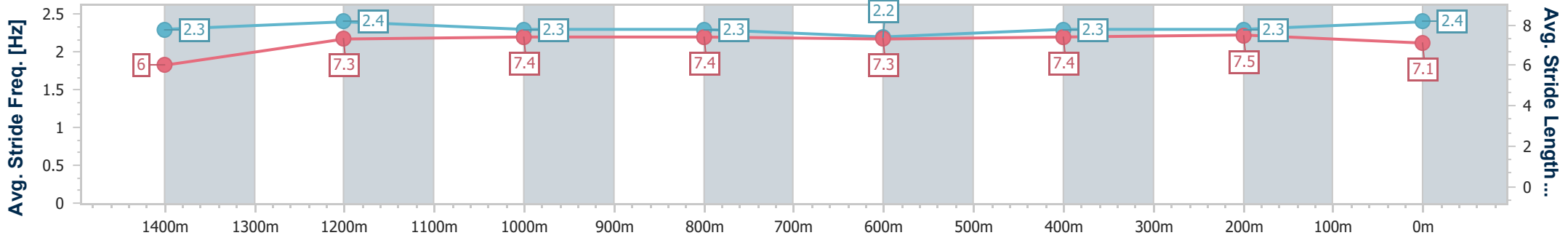
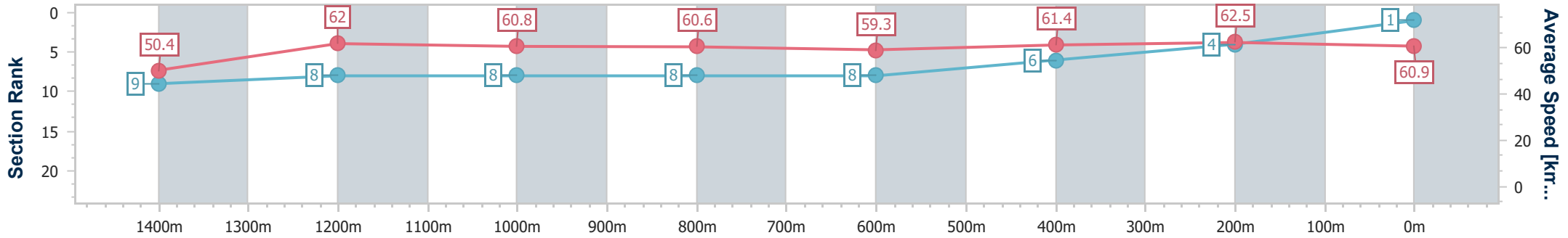


Doomben QLD Professional
Race 5: COUNTRY CUPS CHALLENGE (FINAL) NO METRO
WINS LAST 2 YEARS - 1600m
 02 December 2023 - 14:29
 Track Rating: Soft 6, Weather: Fine, Rail Position: +1m Entire



BRISBANE
RACING CLUB

Section	Overall	1400m	1200m	1000m	800m	600m	400m	200m
Section Times	1:36.74 [1] (0:14.29)	1:22.45 [9] (0:11.52)	1:10.93 [8] (0:11.79)	0:59.14 [8] (0:11.84)	0:47.30 [8] (0:12.09)	0:35.21 [8] (0:11.75)	0:23.46 [6] (0:11.54)	0:11.92 [4] (0:11.92)
Average Speed [km/h]	50.4	62.0	60.8	60.6	59.3	61.4	62.5	60.9
Top Speed [km/h]	64.5	64.8	61.9	61.2	60.5	62.0	63.8	62.6
Avg. Dist. to Rail [m]	0.7	1.6	1.5	1.4	0.9	0.2	1.5	3.9
Avg. Stride Freq. [Hz]	2.3	2.4	2.3	2.3	2.2	2.3	2.3	2.4
Avg. Stride Length [m]	6.0	7.3	7.4	7.4	7.3	7.4	7.5	7.1



- [] Ranking at each section and finish
- .-.- No data available at this section
- NA No data available



Horse/Jockey Name	Office Jim
Final Rank	2
Fastest Section Time (Section)	0:11.47 (1400m)
Top Speed [km/h] (Section)	67.0 (Overall)
Race State	Finished

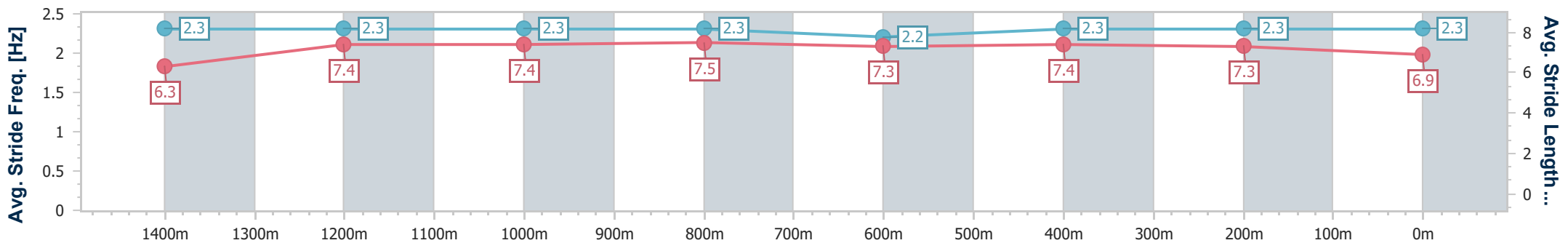
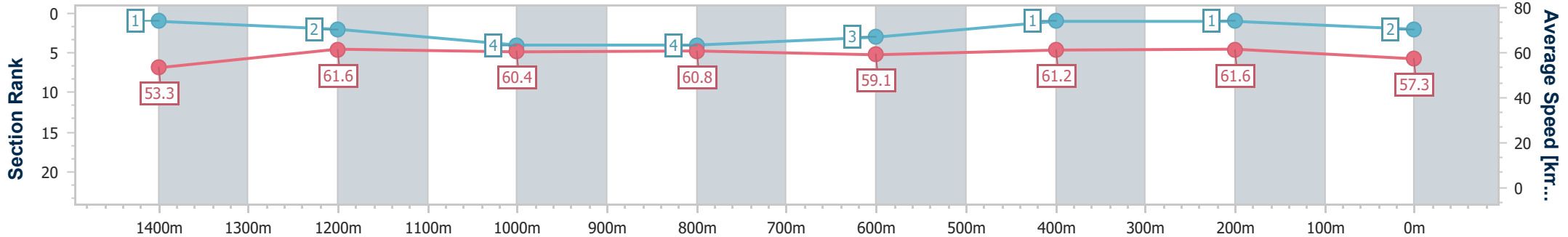


Doomben QLD Professional
Race 5: COUNTRY CUPS CHALLENGE (FINAL) NO METRO
WINS LAST 2 YEARS - 1600m
 02 December 2023 - 14:29
 Track Rating: Soft 6, Weather: Fine, Rail Position: +1m Entire



BRISBANE
RACING CLUB

Section	Overall	1400m	1200m	1000m	800m	600m	400m	200m
Section Times	1:37.00 [2] (0:13.60)	1:23.40 [1] (0:11.47)	1:11.93 [2] (0:11.91)	1:00.02 [4] (0:11.82)	0:48.20 [4] (0:12.10)	0:36.10 [3] (0:11.73)	0:24.37 [1] (0:11.70)	0:12.67 [1] (0:12.67)
Average Speed [km/h]	53.3	61.6	60.4	60.8	59.1	61.2	61.6	57.3
Top Speed [km/h]	67.0	65.8	61.9	61.8	60.6	62.1	63.0	60.2
Avg. Dist. to Rail [m]	7.6	2.6	2.0	1.6	1.3	0.6	1.3	0.5
Avg. Stride Freq. [Hz]	2.3	2.3	2.3	2.3	2.2	2.3	2.3	2.3
Avg. Stride Length [m]	6.3	7.4	7.4	7.5	7.3	7.4	7.3	6.9



- [] Ranking at each section and finish
- .-.- No data available at this section
- NA No data available



Horse/Jockey Name	Art By Concorde
Final Rank	3
Fastest Section Time (Section)	0:11.54 (1400m)
Top Speed [km/h] (Section)	64.9 (1400m)
Race State	Finished

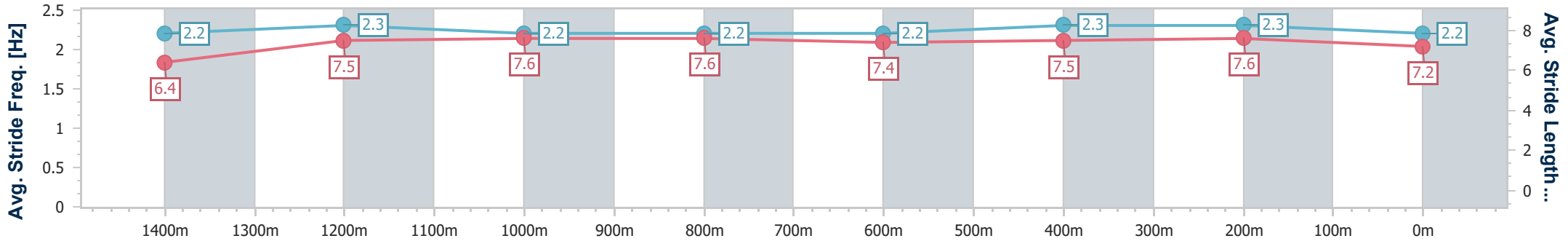
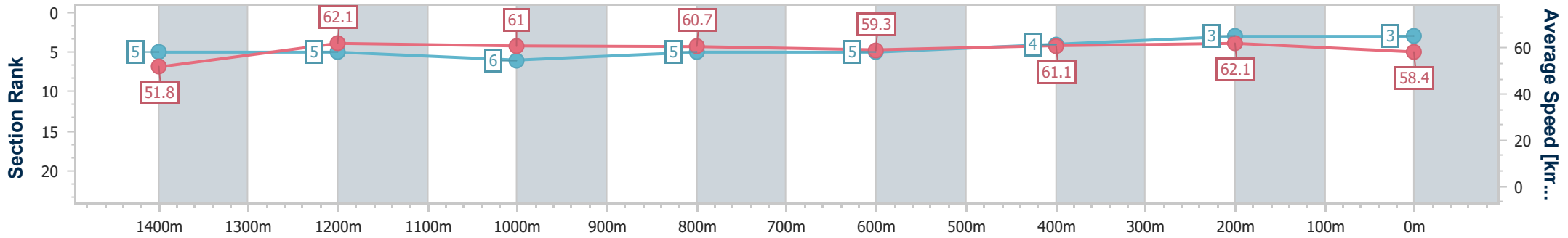


Doomben QLD Professional
Race 5: COUNTRY CUPS CHALLENGE (FINAL) NO METRO
WINS LAST 2 YEARS - 1600m
 02 December 2023 - 14:29
 Track Rating: Soft 6, Weather: Fine, Rail Position: +1m Entire



BRISBANE
RACING CLUB

Section	Overall	1400m	1200m	1000m	800m	600m	400m	200m
Section Times	1:37.12 [3] (0:13.95)	1:23.17 [5] (0:11.54)	1:11.63 [5] (0:11.79)	0:59.84 [6] (0:11.85)	0:47.99 [5] (0:12.15)	0:35.84 [5] (0:11.79)	0:24.05 [4] (0:11.60)	0:12.45 [3] (0:12.45)
Average Speed [km/h]	51.8	62.1	61.0	60.7	59.3	61.1	62.1	58.4
Top Speed [km/h]	64.5	64.9	62.1	61.7	61.2	62.8	63.1	61.2
Avg. Dist. to Rail [m]	3.0	0.5	0.1	0.1	0.3	0.6	0.8	0.5
Avg. Stride Freq. [Hz]	2.2	2.3	2.2	2.2	2.2	2.3	2.3	2.2
Avg. Stride Length [m]	6.4	7.5	7.6	7.6	7.4	7.5	7.6	7.2



- [] Ranking at each section and finish
- .-.-.- No data available at this section
- NA No data available



Horse/Jockey Name	Vivenco
Final Rank	4
Fastest Section Time (Section)	0:11.40 (400m)
Top Speed [km/h] (Section)	65.7 (400m)
Race State	Finished

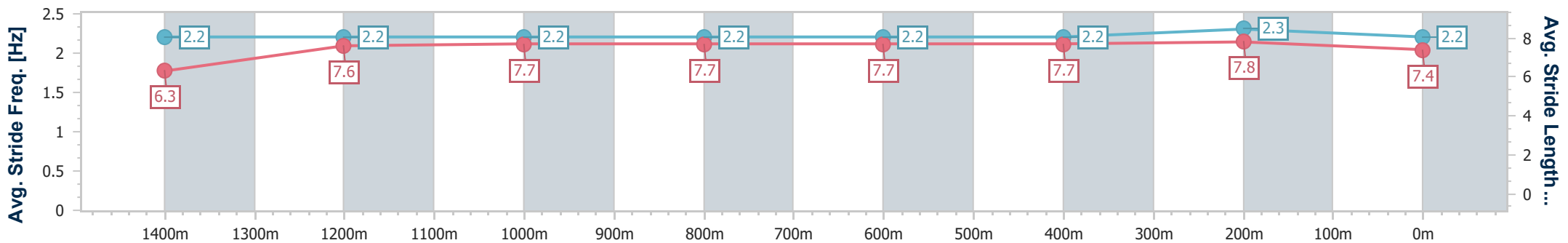
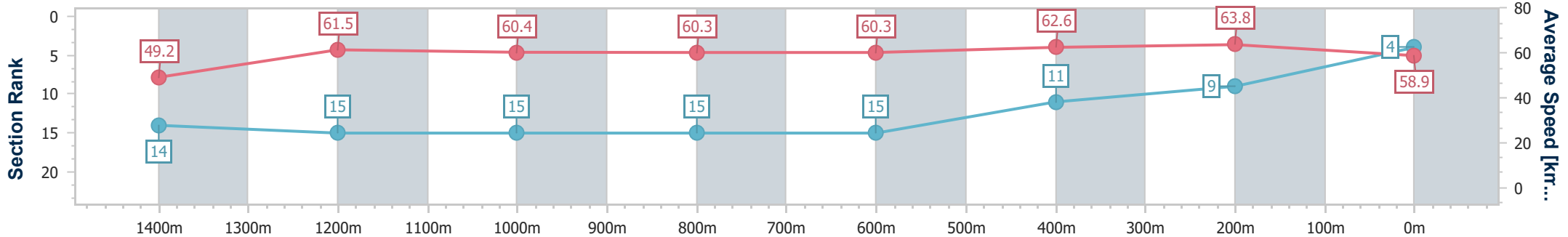


Doomben QLD Professional
Race 5: COUNTRY CUPS CHALLENGE (FINAL) NO METRO
WINS LAST 2 YEARS - 1600m
 02 December 2023 - 14:29
 Track Rating: Soft 6, Weather: Fine, Rail Position: +1m Entire



BRISBANE
RACING CLUB

Section	Overall	1400m	1200m	1000m	800m	600m	400m	200m
Section Times	1:37.70 [4] (0:14.71)	1:22.99 [14] (0:11.71)	1:11.28 [15] (0:11.89)	0:59.39 [15] (0:11.95)	0:47.44 [15] (0:12.00)	0:35.44 [15] (0:11.69)	0:23.75 [11] (0:11.40)	0:12.35 [9] (0:12.35)
Average Speed [km/h]	49.2	61.5	60.4	60.3	60.3	62.6	63.8	58.9
Top Speed [km/h]	62.2	62.6	62.0	62.4	61.2	64.6	65.7	61.6
Avg. Dist. to Rail [m]	4.3	0.1	0.3	0.3	1.2	2.9	5.8	8.5
Avg. Stride Freq. [Hz]	2.2	2.2	2.2	2.2	2.2	2.2	2.3	2.2
Avg. Stride Length [m]	6.3	7.6	7.7	7.7	7.7	7.7	7.8	7.4



- [] Ranking at each section and finish
- .-.- No data available at this section
- NA No data available



Horse/Jockey Name	Such A Whit
Final Rank	5
Fastest Section Time (Section)	0:11.57 (1400m)
Top Speed [km/h] (Section)	65.0 (Overall)
Race State	Finished

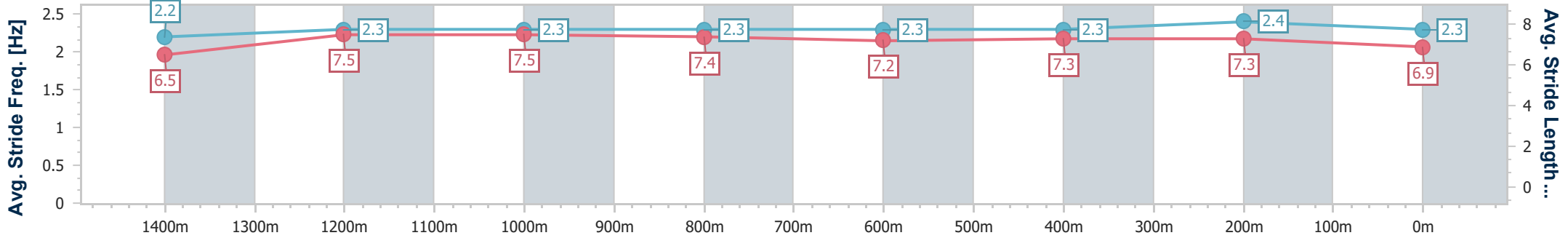
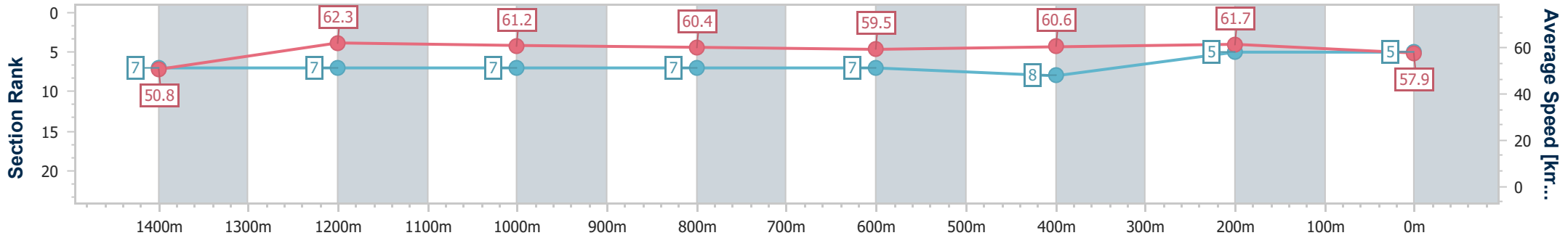


Doomben QLD Professional
Race 5: COUNTRY CUPS CHALLENGE (FINAL) NO METRO
WINS LAST 2 YEARS - 1600m
 02 December 2023 - 14:29
 Track Rating: Soft 6, Weather: Fine, Rail Position: +1m Entire



BRISBANE
RACING CLUB

Section	Overall	1400m	1200m	1000m	800m	600m	400m	200m
Section Times	1:37.75 [5] (0:14.18)	1:23.57 [7] (0:11.57)	1:12.00 [7] (0:11.76)	1:00.24 [7] (0:11.91)	0:48.33 [7] (0:12.10)	0:36.23 [7] (0:11.94)	0:24.29 [8] (0:11.71)	0:12.58 [5] (0:12.58)
Average Speed [km/h]	50.8	62.3	61.2	60.4	59.5	60.6	61.7	57.9
Top Speed [km/h]	65.0	64.7	62.4	61.2	60.2	61.6	62.5	60.5
Avg. Dist. to Rail [m]	3.8	0.2	0.3	0.3	0.3	1.0	4.0	7.1
Avg. Stride Freq. [Hz]	2.2	2.3	2.3	2.3	2.3	2.3	2.4	2.3
Avg. Stride Length [m]	6.5	7.5	7.5	7.4	7.2	7.3	7.3	6.9



- [] Ranking at each section and finish
- .-.- No data available at this section
- NA No data available



Horse/Jockey Name	The Driller
Final Rank	6
Fastest Section Time (Section)	0:11.36 (1400m)
Top Speed [km/h] (Section)	64.9 (1400m)
Race State	Finished

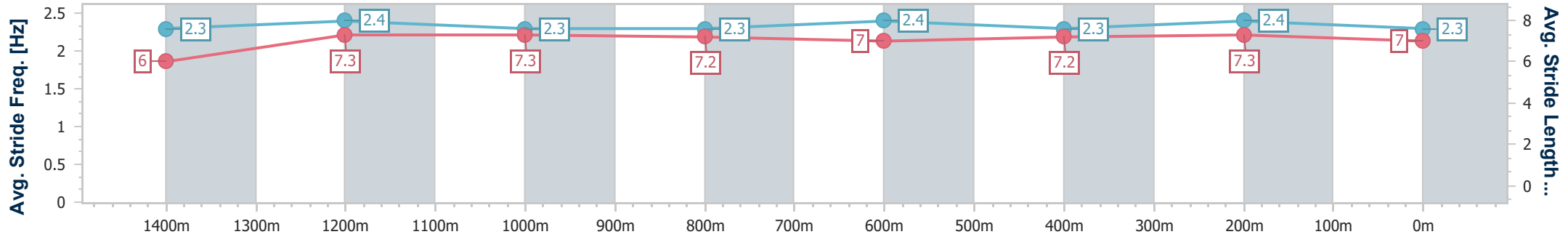
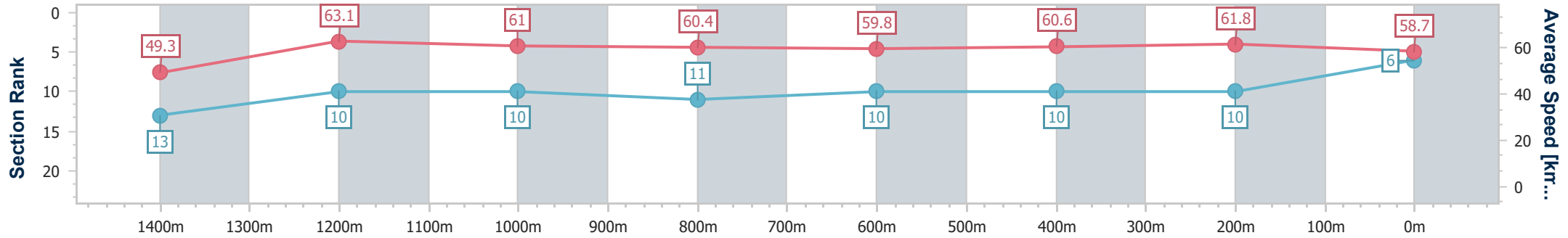


Doomben QLD Professional
 Race 5: COUNTRY CUPS CHALLENGE (FINAL) NO METRO
 WINS LAST 2 YEARS - 1600m
 02 December 2023 - 14:29
 Track Rating: Soft 6, Weather: Fine, Rail Position: +1m Entire



BRISBANE
 RACING CLUB

Section	Overall	1400m	1200m	1000m	800m	600m	400m	200m
Section Times	1:37.86 [6] (0:14.66)	1:23.20 [13] (0:11.36)	1:11.84 [10] (0:11.80)	1:00.04 [10] (0:11.91)	0:48.13 [11] (0:12.07)	0:36.06 [10] (0:12.02)	0:24.04 [10] (0:11.71)	0:12.33 [10] (0:12.33)
Average Speed [km/h]	49.3	63.1	61.0	60.4	59.8	60.6	61.8	58.7
Top Speed [km/h]	62.9	64.9	62.6	62.4	60.9	61.3	63.1	60.5
Avg. Dist. to Rail [m]	1.3	0.6	0.2	0.3	0.8	1.5	4.4	5.5
Avg. Stride Freq. [Hz]	2.3	2.4	2.3	2.3	2.4	2.3	2.4	2.3
Avg. Stride Length [m]	6.0	7.3	7.3	7.2	7.0	7.2	7.3	7.0



- [] Ranking at each section and finish
- .-.- No data available at this section
- NA No data available



Horse/Jockey Name	Centaur
Final Rank	7
Fastest Section Time (Section)	0:11.27 (1400m)
Top Speed [km/h] (Section)	66.2 (1400m)
Race State	Finished

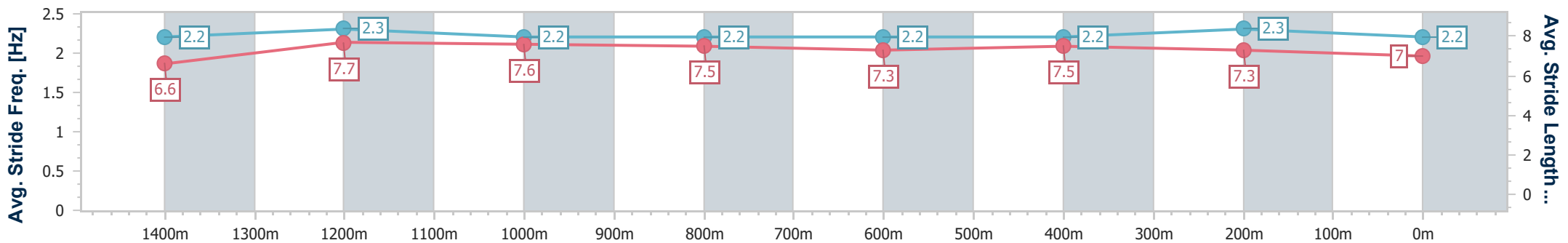
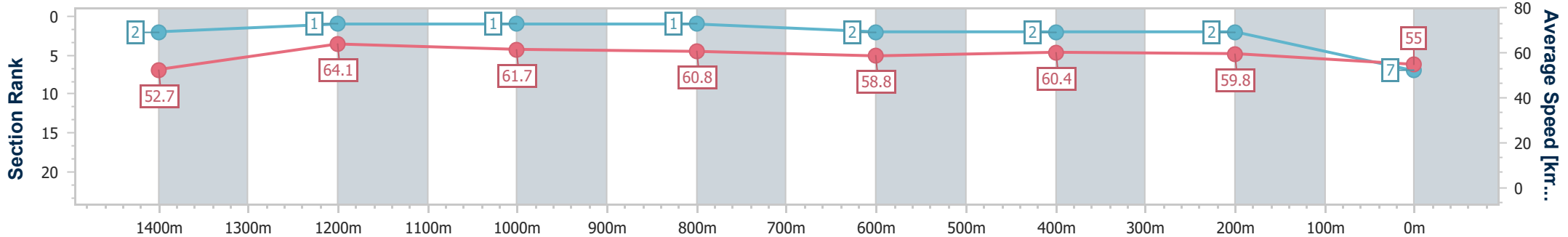


Doomben QLD Professional
Race 5: COUNTRY CUPS CHALLENGE (FINAL) NO METRO
WINS LAST 2 YEARS - 1600m
 02 December 2023 - 14:29
 Track Rating: Soft 6, Weather: Fine, Rail Position: +1m Entire



BRISBANE
RACING CLUB

Section	Overall	1400m	1200m	1000m	800m	600m	400m	200m
Section Times	1:37.87 [7] (0:13.75)	1:24.12 [2] (0:11.27)	1:12.85 [1] (0:11.68)	1:01.17 [1] (0:11.87)	0:49.30 [1] (0:12.25)	0:37.05 [2] (0:11.87)	0:25.18 [2] (0:11.94)	0:13.24 [2] (0:13.24)
Average Speed [km/h]	52.7	64.1	61.7	60.8	58.8	60.4	59.8	55.0
Top Speed [km/h]	65.2	66.2	62.5	62.9	60.9	61.3	61.0	58.4
Avg. Dist. to Rail [m]	5.9	1.1	0.3	0.2	0.6	1.1	1.5	0.8
Avg. Stride Freq. [Hz]	2.2	2.3	2.2	2.2	2.2	2.2	2.3	2.2
Avg. Stride Length [m]	6.6	7.7	7.6	7.5	7.3	7.5	7.3	7.0



- [] Ranking at each section and finish
- .-.- No data available at this section
- NA No data available



Horse/Jockey Name	Love On Sunday
Final Rank	8
Fastest Section Time (Section)	0:11.47 (1400m)
Top Speed [km/h] (Section)	63.7 (1400m)
Race State	Finished

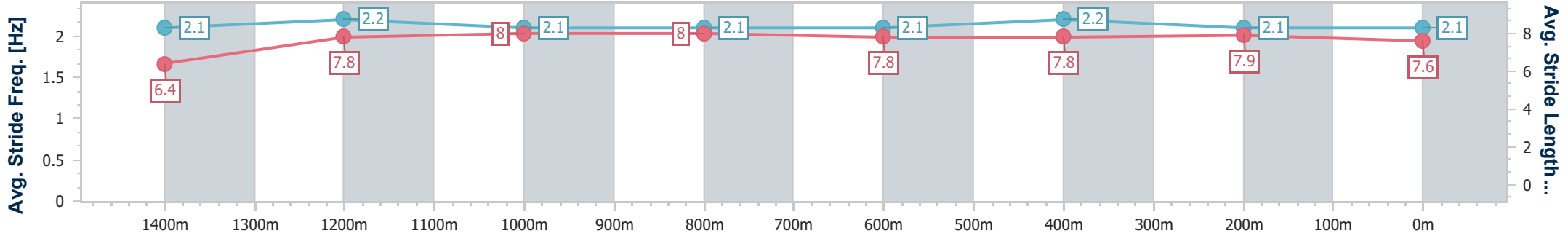
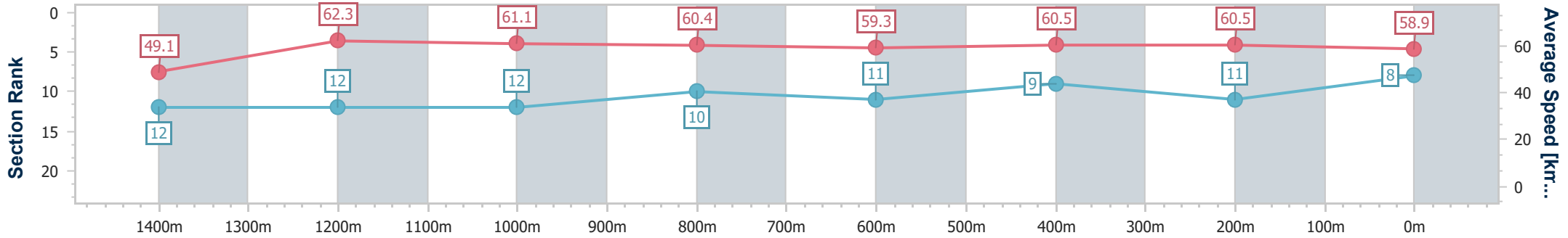


Doomben QLD Professional
Race 5: COUNTRY CUPS CHALLENGE (FINAL) NO METRO
WINS LAST 2 YEARS - 1600m
 02 December 2023 - 14:29
 Track Rating: Soft 6, Weather: Fine, Rail Position: +1m Entire



BRISBANE
RACING CLUB

Section	Overall	1400m	1200m	1000m	800m	600m	400m	200m
Section Times	1:37.87 [8] (0:14.59)	1:23.28 [12] (0:11.47)	1:11.81 [12] (0:11.79)	1:00.02 [12] (0:11.86)	0:48.16 [10] (0:12.13)	0:36.03 [11] (0:11.85)	0:24.18 [9] (0:11.85)	0:12.33 [11] (0:12.33)
Average Speed [km/h]	49.1	62.3	61.1	60.4	59.3	60.5	60.5	58.9
Top Speed [km/h]	63.0	63.7	62.6	61.8	60.2	61.1	61.5	59.3
Avg. Dist. to Rail [m]	1.8	1.5	1.0	0.8	0.6	0.7	1.1	0.7
Avg. Stride Freq. [Hz]	2.1	2.2	2.1	2.1	2.1	2.2	2.1	2.1
Avg. Stride Length [m]	6.4	7.8	8.0	8.0	7.8	7.8	7.9	7.6



- [] Ranking at each section and finish
- .-.- No data available at this section
- NA No data available



Horse/Jockey Name	Stampede Warrior
Final Rank	9
Fastest Section Time (Section)	0:11.45 (1400m)
Top Speed [km/h] (Section)	63.2 (1000m)
Race State	Finished

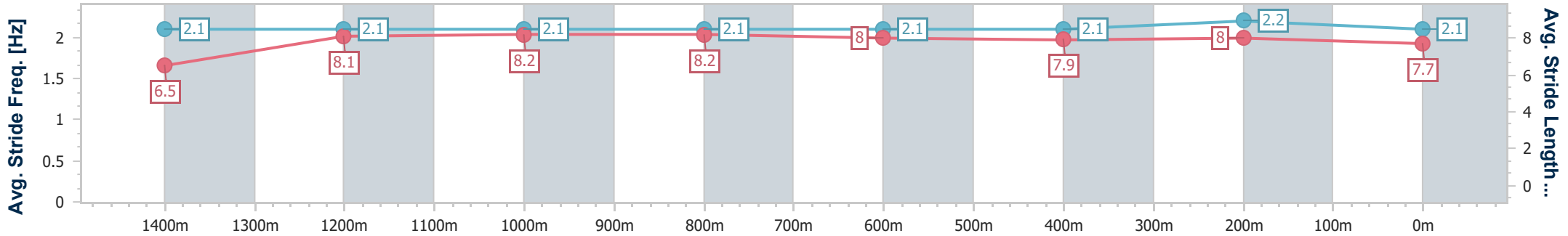
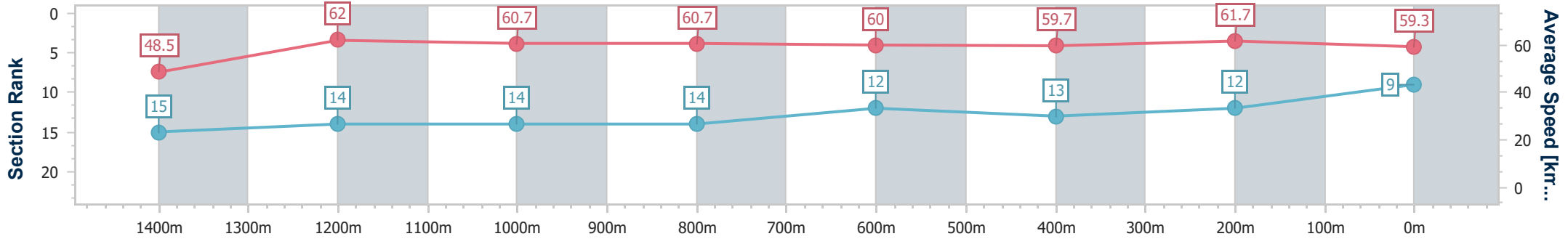


Doomben QLD Professional
Race 5: COUNTRY CUPS CHALLENGE (FINAL) NO METRO
WINS LAST 2 YEARS - 1600m
 02 December 2023 - 14:29
 Track Rating: Soft 6, Weather: Fine, Rail Position: +1m Entire



BRISBANE
RACING CLUB

Section	Overall	1400m	1200m	1000m	800m	600m	400m	200m
Section Times	1:37.96 [9] (0:14.91)	1:23.05 [15] (0:11.45)	1:11.60 [14] (0:11.91)	0:59.69 [14] (0:11.82)	0:47.87 [14] (0:11.95)	0:35.92 [12] (0:11.98)	0:23.94 [13] (0:11.66)	0:12.28 [12] (0:12.28)
Average Speed [km/h]	48.5	62.0	60.7	60.7	60.0	59.7	61.7	59.3
Top Speed [km/h]	62.5	63.0	62.7	63.2	60.8	61.1	62.7	61.0
Avg. Dist. to Rail [m]	0.9	1.5	0.6	0.7	0.7	0.8	0.5	0.7
Avg. Stride Freq. [Hz]	2.1	2.1	2.1	2.1	2.1	2.1	2.2	2.1
Avg. Stride Length [m]	6.5	8.1	8.2	8.2	8.0	7.9	8.0	7.7



- [] Ranking at each section and finish
- .-.- No data available at this section
- NA No data available



Horse/Jockey Name	Menindee
Final Rank	10
Fastest Section Time (Section)	0:11.39 (1400m)
Top Speed [km/h] (Section)	65.9 (Overall)
Race State	Finished

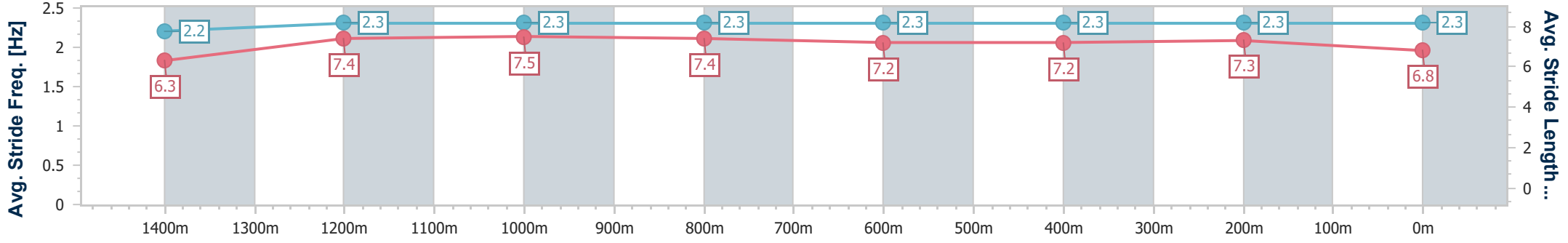
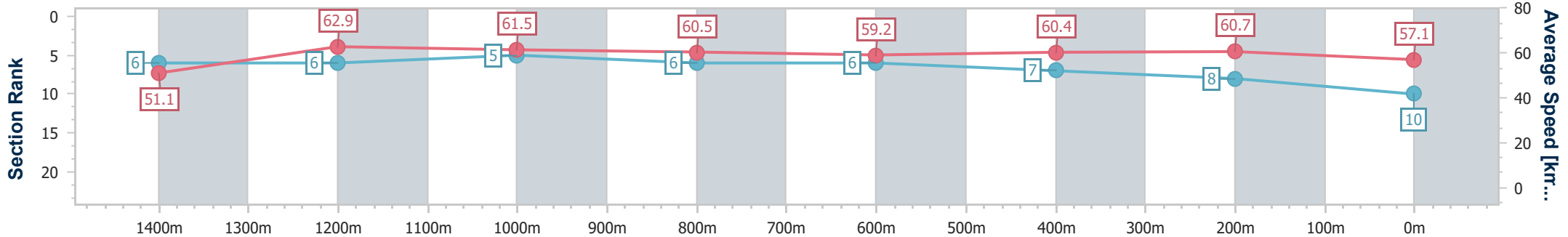


Doomben QLD Professional
Race 5: COUNTRY CUPS CHALLENGE (FINAL) NO METRO
WINS LAST 2 YEARS - 1600m
02 December 2023 - 14:29
Track Rating: Soft 6, Weather: Fine, Rail Position: +1m Entire



BRISBANE
 RACING CLUB

Section	Overall	1400m	1200m	1000m	800m	600m	400m	200m
Section Times	1:38.06 [10] (0:14.14)	1:23.92 [6] (0:11.39)	1:12.53 [6] (0:11.74)	1:00.79 [5] (0:11.88)	0:48.91 [6] (0:12.25)	0:36.66 [6] (0:12.05)	0:24.61 [7] (0:11.90)	0:12.71 [8] (0:12.71)
Average Speed [km/h]	51.1	62.9	61.5	60.5	59.2	60.4	60.7	57.1
Top Speed [km/h]	65.9	65.8	62.5	61.1	60.3	60.8	61.9	59.3
Avg. Dist. to Rail [m]	6.2	0.8	1.2	0.9	1.3	1.9	2.1	2.6
Avg. Stride Freq. [Hz]	2.2	2.3	2.3	2.3	2.3	2.3	2.3	2.3
Avg. Stride Length [m]	6.3	7.4	7.5	7.4	7.2	7.2	7.3	6.8



- [] Ranking at each section and finish
- .-.- No data available at this section
- NA No data available



Horse/Jockey Name	Echo Point
Final Rank	11
Fastest Section Time (Section)	0:11.36 (1400m)
Top Speed [km/h] (Section)	65.1 (Overall)
Race State	Finished

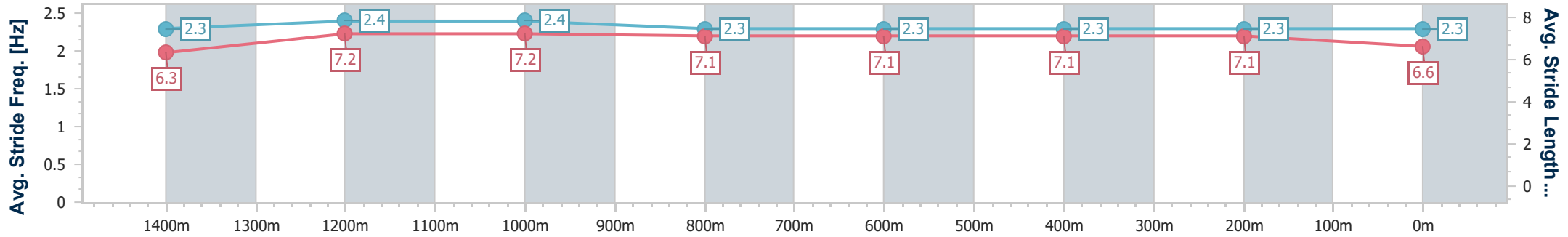
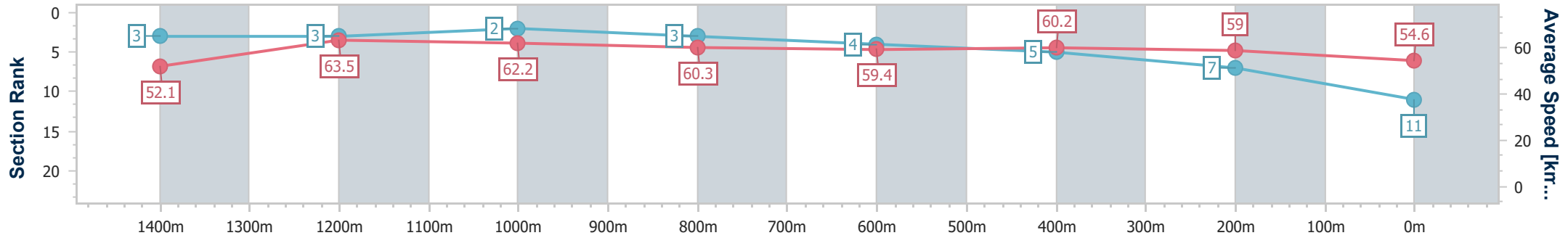


Doomben QLD Professional
Race 5: COUNTRY CUPS CHALLENGE (FINAL) NO METRO WINS LAST 2 YEARS - 1600m
 02 December 2023 - 14:29
 Track Rating: Soft 6, Weather: Fine, Rail Position: +1m Entire



BRISBANE
RACING CLUB

Section	Overall	1400m	1200m	1000m	800m	600m	400m	200m
Section Times	1:38.65 [11] (0:13.82)	1:24.83 [3] (0:11.36)	1:13.47 [3] (0:11.58)	1:01.89 [2] (0:12.00)	0:49.89 [3] (0:12.26)	0:37.63 [4] (0:12.07)	0:25.56 [5] (0:12.22)	0:13.34 [7] (0:13.34)
Average Speed [km/h]	52.1	63.5	62.2	60.3	59.4	60.2	59.0	54.6
Top Speed [km/h]	65.1	64.6	63.8	60.8	60.3	61.0	61.3	56.9
Avg. Dist. to Rail [m]	4.2	0.7	2.3	2.2	2.1	1.6	3.0	4.7
Avg. Stride Freq. [Hz]	2.3	2.4	2.4	2.3	2.3	2.3	2.3	2.3
Avg. Stride Length [m]	6.3	7.2	7.2	7.1	7.1	7.1	7.1	6.6



- [] Ranking at each section and finish
- .-.- No data available at this section
- NA No data available



Horse/Jockey Name	Vinasta
Final Rank	12
Fastest Section Time (Section)	0:11.59 (1400m)
Top Speed [km/h] (Section)	64.8 (Overall)
Race State	Finished

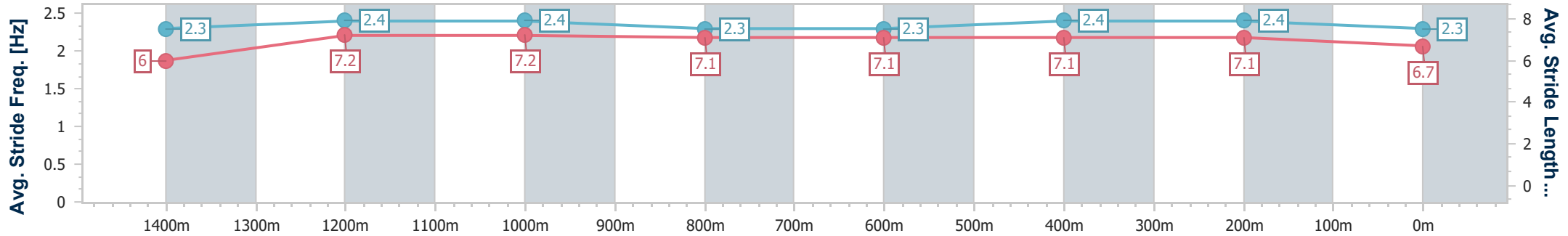
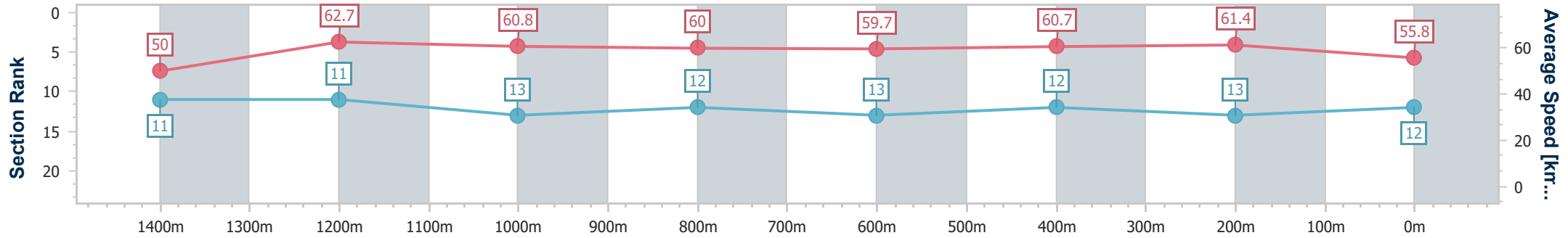


Doomben QLD Professional
Race 5: COUNTRY CUPS CHALLENGE (FINAL) NO METRO WINS LAST 2 YEARS - 1600m
 02 December 2023 - 14:29
 Track Rating: Soft 6, Weather: Fine, Rail Position: +1m Entire



BRISBANE
RACING CLUB

Section	Overall	1400m	1200m	1000m	800m	600m	400m	200m
Section Times	1:38.70 [12] (0:14.45)	1:24.25 [11] (0:11.59)	1:12.66 [11] (0:11.85)	1:00.81 [13] (0:12.02)	0:48.79 [12] (0:12.18)	0:36.61 [13] (0:11.89)	0:24.72 [12] (0:11.71)	0:13.01 [13] (0:13.01)
Average Speed [km/h]	50.0	62.7	60.8	60.0	59.7	60.7	61.4	55.8
Top Speed [km/h]	64.8	64.3	61.8	62.1	60.5	62.3	62.4	59.7
Avg. Dist. to Rail [m]	7.9	1.4	2.7	1.9	1.9	0.6	1.4	1.3
Avg. Stride Freq. [Hz]	2.3	2.4	2.4	2.3	2.3	2.4	2.4	2.3
Avg. Stride Length [m]	6.0	7.2	7.2	7.1	7.1	7.1	7.1	6.7



- [] Ranking at each section and finish
- .-.- No data available at this section
- NA No data available



Horse/Jockey Name	Vigorous Flow
Final Rank	13
Fastest Section Time (Section)	0:11.48 (1400m)
Top Speed [km/h] (Section)	66.7 (Overall)
Race State	Finished

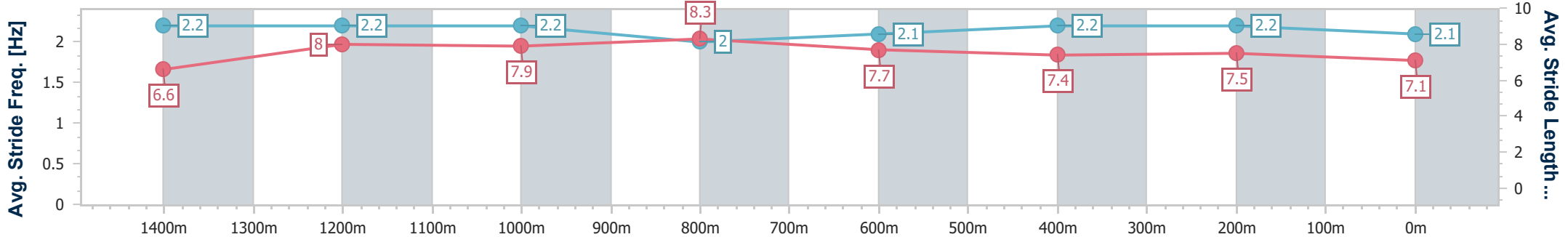
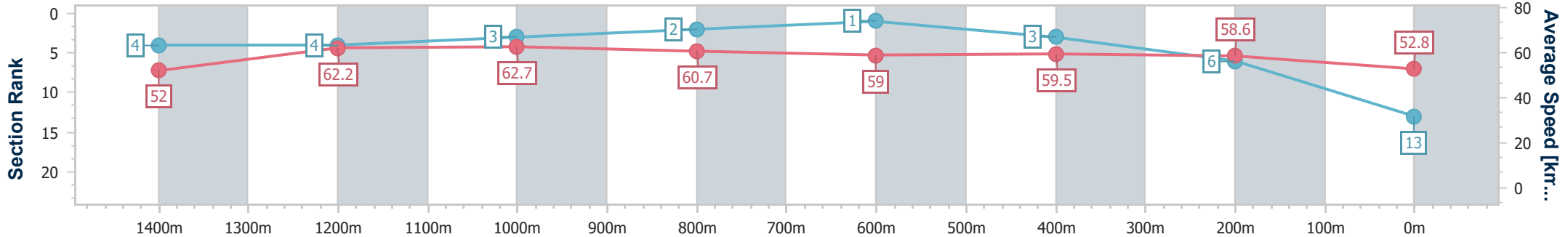


Doomben QLD Professional
Race 5: COUNTRY CUPS CHALLENGE (FINAL) NO METRO
WINS LAST 2 YEARS - 1600m
02 December 2023 - 14:29
Track Rating: Soft 6, Weather: Fine, Rail Position: +1m Entire



BRISBANE
 RACING CLUB

Section	Overall	1400m	1200m	1000m	800m	600m	400m	200m
Section Times	1:38.99 [13] (0:13.84)	1:25.15 [4] (0:11.48)	1:13.67 [4] (0:11.48)	1:02.19 [3] (0:11.83)	0:50.36 [2] (0:12.16)	0:38.20 [1] (0:12.19)	0:26.01 [3] (0:12.26)	0:13.75 [6] (0:13.75)
Average Speed [km/h]	52.0	62.2	62.7	60.7	59.0	59.5	58.6	52.8
Top Speed [km/h]	66.7	66.4	63.8	62.9	60.7	60.7	60.3	57.0
Avg. Dist. to Rail [m]	0.7	1.3	0.3	0.9	0.6	0.9	1.7	3.6
Avg. Stride Freq. [Hz]	2.2	2.2	2.2	2.0	2.1	2.2	2.2	2.1
Avg. Stride Length [m]	6.6	8.0	7.9	8.3	7.7	7.4	7.5	7.1



- [] Ranking at each section and finish
- .-.- No data available at this section
- NA No data available



Horse/Jockey Name	Burden
Final Rank	14
Fastest Section Time (Section)	0:11.64 (1400m)
Top Speed [km/h] (Section)	64.1 (Overall)
Race State	Finished

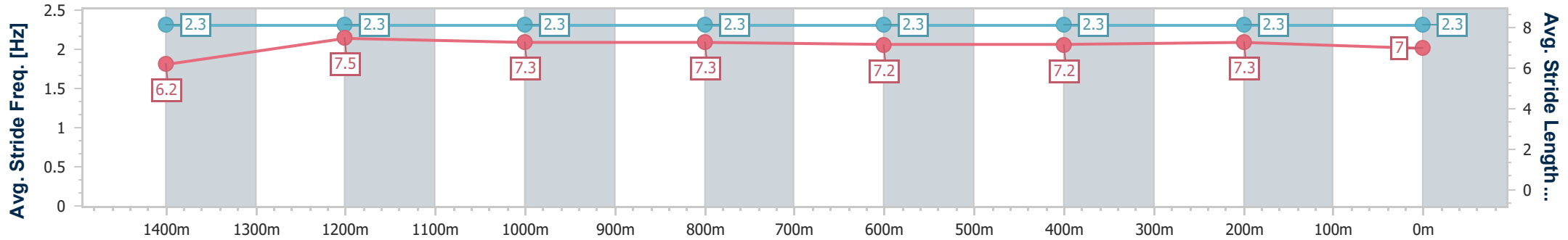
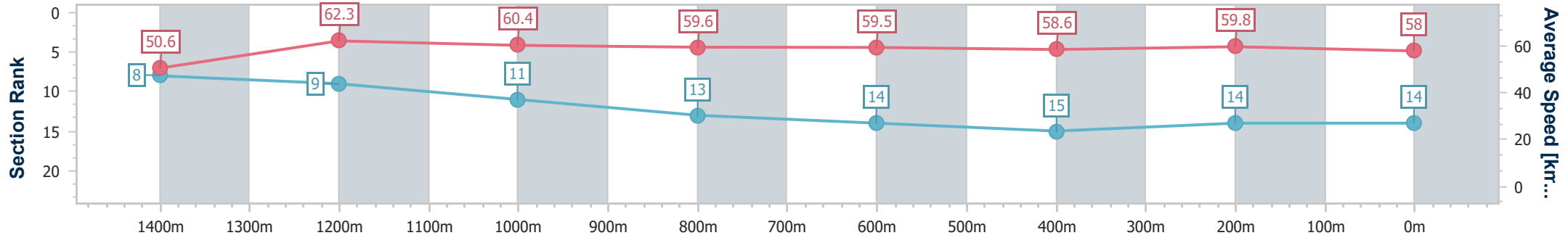


Doomben QLD Professional
Race 5: COUNTRY CUPS CHALLENGE (FINAL) NO METRO
WINS LAST 2 YEARS - 1600m
 02 December 2023 - 14:29
 Track Rating: Soft 6, Weather: Fine, Rail Position: +1m Entire



BRISBANE
RACING CLUB

Section	Overall	1400m	1200m	1000m	800m	600m	400m	200m
Section Times	1:39.15 [14] (0:14.23)	1:24.92 [8] (0:11.64)	1:13.28 [9] (0:11.96)	1:01.32 [11] (0:12.14)	0:49.18 [13] (0:12.27)	0:36.91 [14] (0:12.35)	0:24.56 [15] (0:12.04)	0:12.52 [14] (0:12.52)
Average Speed [km/h]	50.6	62.3	60.4	59.6	59.5	58.6	59.8	58.0
Top Speed [km/h]	64.1	63.9	61.7	61.8	60.0	59.4	61.1	60.9
Avg. Dist. to Rail [m]	3.8	1.4	2.6	2.2	2.9	1.0	0.5	1.3
Avg. Stride Freq. [Hz]	2.3	2.3	2.3	2.3	2.3	2.3	2.3	2.3
Avg. Stride Length [m]	6.2	7.5	7.3	7.3	7.2	7.2	7.3	7.0



- [] Ranking at each section and finish
- .-.- No data available at this section
- NA No data available



Horse/Jockey Name	Ancient Echoes
Final Rank	15
Fastest Section Time (Section)	0:11.68 (1400m)
Top Speed [km/h] (Section)	63.3 (1400m)
Race State	Finished

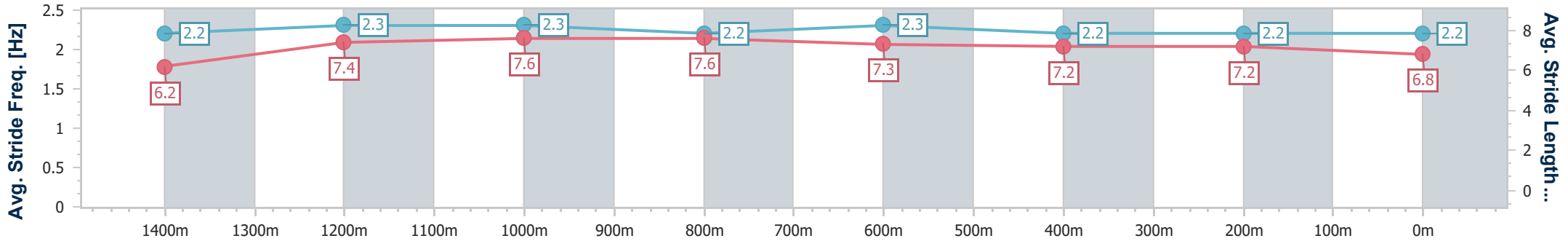
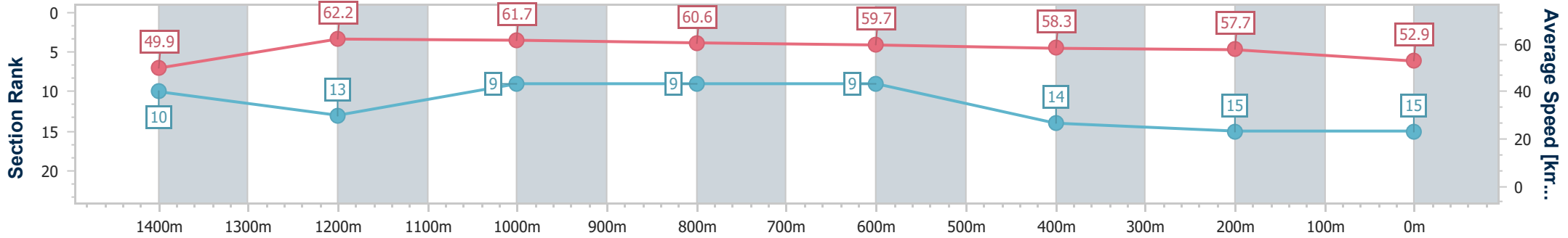


Doomben QLD Professional
Race 5: COUNTRY CUPS CHALLENGE (FINAL) NO METRO WINS LAST 2 YEARS - 1600m
 02 December 2023 - 14:29
 Track Rating: Soft 6, Weather: Fine, Rail Position: +1m Entire



BRISBANE
RACING CLUB

Section	Overall	1400m	1200m	1000m	800m	600m	400m	200m
Section Times	1:40.51 [15] (0:14.43)	1:26.08 [10] (0:11.68)	1:14.40 [13] (0:11.68)	1:02.72 [9] (0:11.86)	0:50.86 [9] (0:12.12)	0:38.74 [9] (0:12.47)	0:26.27 [14] (0:12.51)	0:13.76 [15] (0:13.76)
Average Speed [km/h]	49.9	62.2	61.7	60.6	59.7	58.3	57.7	52.9
Top Speed [km/h]	62.8	63.3	62.9	63.1	60.5	60.0	59.0	55.9
Avg. Dist. to Rail [m]	5.7	1.0	2.0	1.2	1.0	1.9	2.3	4.9
Avg. Stride Freq. [Hz]	2.2	2.3	2.3	2.2	2.3	2.2	2.2	2.2
Avg. Stride Length [m]	6.2	7.4	7.6	7.6	7.3	7.2	7.2	6.8



- [] Ranking at each section and finish
- .-.- No data available at this section
- NA No data available