



Doomben QLD Professional

Race 7: CHANNEL 7 MODE STAKES - 1200m

02 December 2023 - 15:48



BRISBANE
RACING CLUB

Track Rating: Soft 6, Weather: Fine, Rail Position: +1m Entire

Section		Overall	1000m	800m	600m	400m	200m	Last 600m				
Field Times		1:09.96 (0:12.86)	0:57.10 (0:10.28)	0:46.82 (0:11.05)	0:35.77 (0:11.73)	0:24.04 (0:11.48)	0:12.56 (0:12.56)	0:35.77				
Rank	TAB Horse/Jockey	Barrier	Top Speed [km/h]	Fastest Section	Margin						Distance Travelled [m]	
1	9 WEST OF DALBY Brock Ryan	6	69.6 1000m	0:10.63 1000m	1:09.96 [1] (0:13.67)	0:56.29 [12] (0:10.63)	0:45.66 [12] (0:10.88)	0:34.78 [10] (0:11.49)	0:23.29 [9] (0:11.21)	0:12.08 [4] (0:12.08)	1:09.96 0:34.78	
2	3 ABOUNDING Martin Harley	3	71.0 1000m	0:10.55 1000m	1:10.13 [2] (0:13.24)	0:56.89 [8] (0:10.55)	0:46.34 [7] (0:11.10)	0:35.24 [7] (0:11.53)	0:23.71 [6] (0:11.32)	0:12.39 [3] (0:12.39)	0.99L 0:35.24	+3
3	11 MIXED SPICE Taylor Marshall	1	68.9 Overall	0:10.64 1000m	1:10.24 [3] (0:13.38)	0:56.86 [10] (0:10.64)	0:46.22 [9] (0:10.96)	0:35.26 [8] (0:11.42)	0:23.84 [5] (0:11.50)	0:12.34 [5] (0:12.34)	1.66L 0:35.26	+1
4	5 TIGER SHARK Damien Thornton	11	69.8 1000m	0:10.28 1000m	1:10.44 [4] (0:12.86)	0:57.58 [1] (0:10.28)	0:47.30 [1] (0:11.05)	0:36.25 [1] (0:11.80)	0:24.45 [2] (0:11.41)	0:13.04 [1] (0:13.04)	2.84L 0:36.25	+2
5	15 GREYZOUS Sean Cormack	12	70.2 1000m	0:10.52 1000m	1:10.73 [5] (0:13.95)	0:56.78 [14] (0:10.52)	0:46.26 [13] (0:11.08)	0:35.18 [13] (0:11.51)	0:23.67 [13] (0:11.37)	0:12.30 [12] (0:12.30)	4.56L 0:35.18	+11
6	7 MINTO'S D'ORO Adin Thompson	2	70.6 1000m	0:10.47 1000m	1:10.74 [6] (0:13.06)	0:57.68 [5] (0:10.47)	0:47.21 [5] (0:11.01)	0:36.20 [5] (0:11.38)	0:24.82 [1] (0:11.62)	0:13.20 [2] (0:13.20)	4.62L 0:36.20	+0
7	14 CERTAINLYCAN Angela Jones	7	70.7 1000m	0:10.61 1000m	1:10.76 [7] (0:14.12)	0:56.64 [15] (0:10.61)	0:46.03 [15] (0:11.16)	0:34.87 [15] (0:11.34)	0:23.53 [15] (0:11.18)	0:12.35 [11] (0:12.35)	4.73L 0:34.87	+10
8	13 RUBAAHY Samantha Collett	9	68.4 1000m	0:10.84 1000m	1:10.82 [8] (0:13.68)	0:57.14 [13] (0:10.84)	0:46.30 [14] (0:11.28)	0:35.02 [14] (0:11.40)	0:23.62 [14] (0:11.32)	0:12.30 [14] (0:12.30)	5.07L 0:35.02	+8
9	2 PARTY FOR TWO Cejay Graham	13	69.1 1000m	0:10.42 1000m	1:10.90 [9] (0:12.97)	0:57.93 [4] (0:10.42)	0:47.51 [4] (0:11.15)	0:36.36 [4] (0:11.80)	0:24.56 [4] (0:11.80)	0:12.76 [7] (0:12.76)	5.53L 0:36.36	+4
10	12 KEYBOARD Michael Rodd	10	71.6 1000m	0:10.68 1000m	1:10.99 [10] (0:13.37)	0:57.62 [9] (0:10.68)	0:46.94 [10] (0:11.21)	0:35.73 [11] (0:11.47)	0:24.26 [10] (0:11.59)	0:12.67 [9] (0:12.67)	6.05L 0:35.73	+10

[] Ranking at each section and finish
 -:-:- No data available at this section
 NA No data available

SCN Saddle cloth number
 DNF Did not finish
 DNT Did not track



Doomben QLD Professional

Race 7: CHANNEL 7 MODE STAKES - 1200m

02 December 2023 - 15:48



BRISBANE
RACING CLUB

Track Rating: Soft 6, Weather: Fine, Rail Position: +1m Entire

Section		Overall	1000m	800m	600m	400m	200m	Last 600m					
Field Times		1:09.96 (0:12.86)	0:57.10 (0:10.28)	0:46.82 (0:11.05)	0:35.77 (0:11.73)	0:24.04 (0:11.48)	0:12.56 (0:12.56)	0:35.77					
Rank	TAB Horse/Jockey	Barrier	Top Speed [km/h]	Fastest Section	Margin								Distance Travelled [m]
11	10 INSTAGOOD Ben Thompson	8	70.3	0:10.76	1:11.03 [11]	0:57.53 [11]	0:46.77 [11]	0:35.51 [12]	0:24.25 [12]	0:12.68 [10]	6.32L	0:35.51	+11
			Overall	1000m	(0:13.50)	(0:10.76)	(0:11.26)	(0:11.26)	(0:11.57)	(0:12.68)			
12	4 MISS COOTA Robbie Dolan	4	68.8	0:10.59	1:11.19 [12]	0:58.12 [6]	0:47.53 [6]	0:36.33 [6]	0:24.77 [7]	0:13.04 [8]	7.26L	0:36.33	-1
			Overall	1000m	(0:13.07)	(0:10.59)	(0:11.20)	(0:11.56)	(0:11.73)	(0:13.04)			
13	8 SHE'S A ROGUE Kyle Wilson-Taylor	5	69.4	0:10.74	1:11.51 [13]	0:58.38 [7]	0:47.64 [8]	0:36.44 [9]	0:24.74 [11]	0:12.99 [13]	9.15L	0:36.44	+9
			Overall	1000m	(0:13.13)	(0:10.74)	(0:11.20)	(0:11.70)	(0:11.75)	(0:12.99)			
14	1 MISHANI ROYALE Mark Du Plessis	14	68.4	0:10.22	1:12.45 [14]	0:59.51 [3]	0:49.29 [2]	0:38.12 [2]	0:26.31 [3]	0:14.38 [6]	14.62L	0:38.12	+10
			Overall	1000m	(0:12.94)	(0:10.22)	(0:11.17)	(0:11.81)	(0:11.93)	(0:14.38)			
15	6 TAORMINA James Orman	15	71.9	0:10.35	1:15.79 [15]	1:02.89 [2]	0:52.54 [3]	0:41.25 [3]	0:29.28 [8]	0:16.10 [15]	34.33L	0:41.25	+4
			1000m	1000m	(0:12.90)	(0:10.35)	(0:11.29)	(0:11.97)	(0:13.18)	(0:16.10)			



Horse/Jockey Name	West Of Dalby
Final Rank	1
Fastest Section Time (Section)	0:10.63 (1000m)
Top Speed [km/h] (Section)	69.6 (1000m)
Race State	Finished

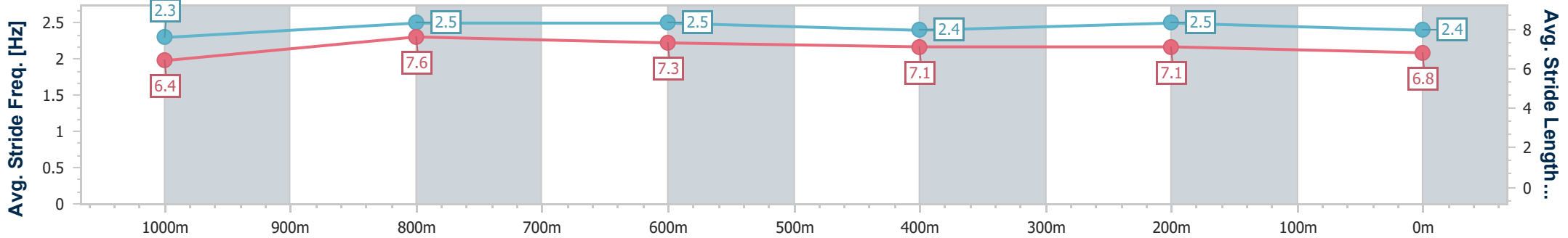
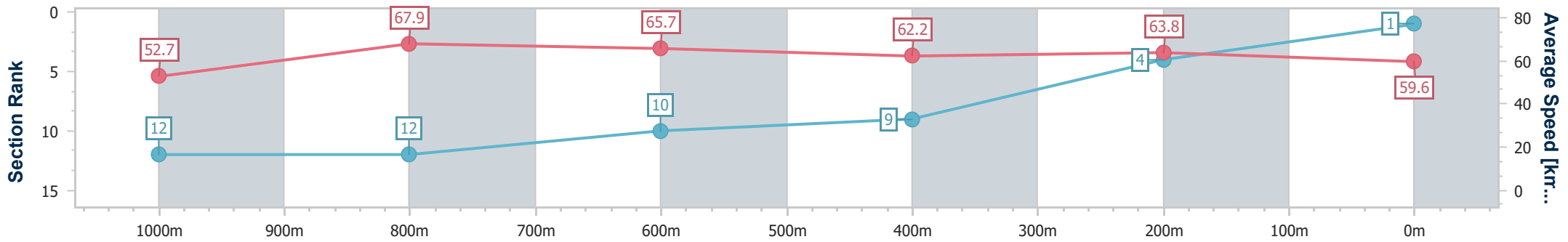


Doomben QLD Professional
Race 7: CHANNEL 7 MODE STAKES - 1200m
 02 December 2023 - 15:48
 Track Rating: Soft 6, Weather: Fine, Rail Position: +1m Entire



BRISBANE
RACING CLUB

Section	Overall	1000m	800m	600m	400m	200m
Section Times	1:09.96 [1] (0:13.67)	0:56.29 [12] (0:10.63)	0:45.66 [12] (0:10.88)	0:34.78 [10] (0:11.49)	0:23.29 [9] (0:11.21)	0:12.08 [4]
Average Speed [km/h]	52.7	67.9	65.7	62.2	63.8	59.6
Top Speed [km/h]	68.5	69.6	66.4	65.7	64.9	62.2
Avg. Dist. to Rail [m]	3.1	0.6	1.0	1.5	1.9	1.4
Avg. Stride Freq. [Hz]	2.3	2.5	2.5	2.4	2.5	2.4
Avg. Stride Length [m]	6.4	7.6	7.3	7.1	7.1	6.8



- [] Ranking at each section and finish
- .-.-.- No data available at this section
- NA No data available



Horse/Jockey Name	Abounding
Final Rank	2
Fastest Section Time (Section)	0:10.55 (1000m)
Top Speed [km/h] (Section)	71.0 (1000m)
Race State	Finished

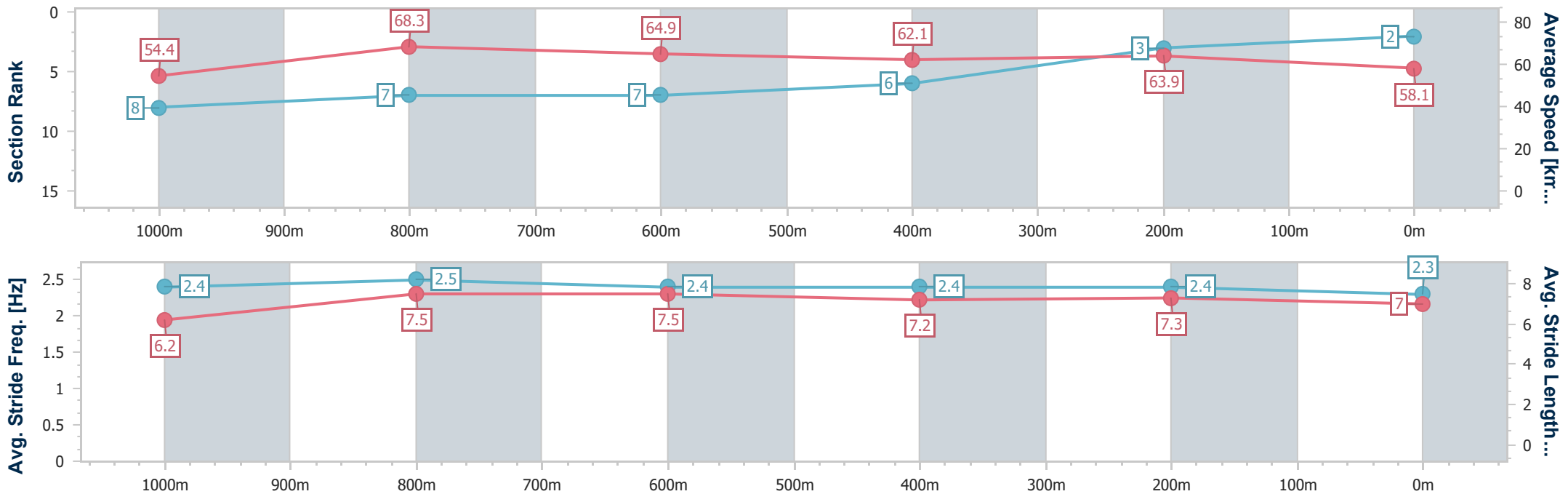


Doomben QLD Professional
Race 7: CHANNEL 7 MODE STAKES - 1200m
 02 December 2023 - 15:48
 Track Rating: Soft 6, Weather: Fine, Rail Position: +1m Entire



BRISBANE
RACING CLUB

Section	Overall	1000m	800m	600m	400m	200m
Section Times	1:10.13 [2] (0:13.24)	0:56.89 [8] (0:10.55)	0:46.34 [7] (0:11.10)	0:35.24 [7] (0:11.53)	0:23.71 [6] (0:11.32)	0:12.39 [3] (0:12.39)
Average Speed [km/h]	54.4	68.3	64.9	62.1	63.9	58.1
Top Speed [km/h]	70.4	71.0	66.5	66.0	65.6	61.7
Avg. Dist. to Rail [m]	3.1	1.4	0.6	1.3	1.7	3.9
Avg. Stride Freq. [Hz]	2.4	2.5	2.4	2.4	2.4	2.3
Avg. Stride Length [m]	6.2	7.5	7.5	7.2	7.3	7.0



- [] Ranking at each section and finish
- .-.- No data available at this section
- NA No data available



Horse/Jockey Name	Mixed Spice
Final Rank	3
Fastest Section Time (Section)	0:10.64 (1000m)
Top Speed [km/h] (Section)	68.9 (Overall)
Race State	Finished



Doomben QLD Professional

Race 7: CHANNEL 7 MODE STAKES - 1200m

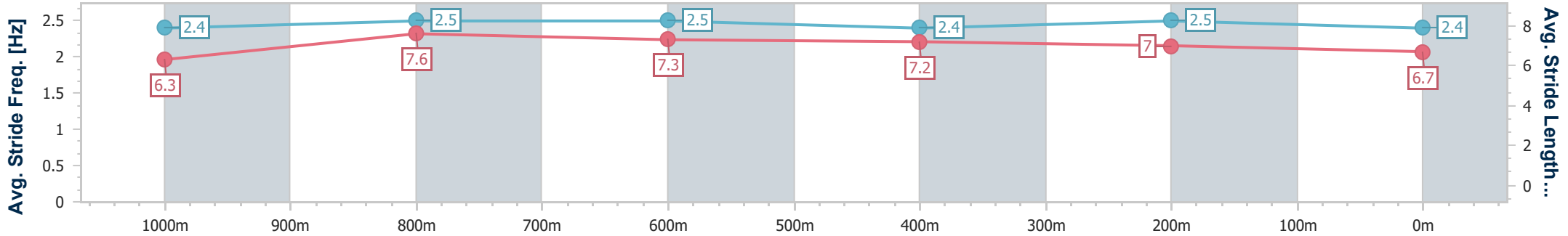
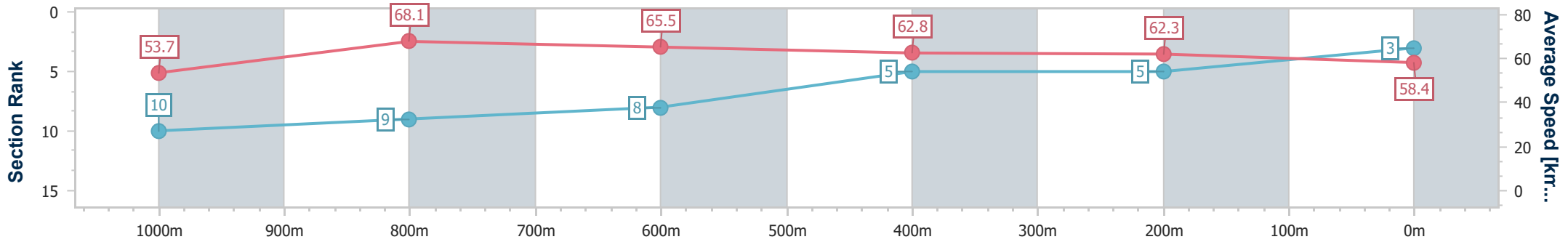
02 December 2023 - 15:48

Track Rating: Soft 6, Weather: Fine, Rail Position: +1m Entire



BRISBANE RACING CLUB

Section	Overall	1000m	800m	600m	400m	200m
Section Times	1:10.24 [3] (0:13.38)	0:56.86 [10] (0:10.64)	0:46.22 [9] (0:10.96)	0:35.26 [8] (0:11.42)	0:23.84 [5] (0:11.50)	0:12.34 [5] (0:12.34)
Average Speed [km/h]	53.7	68.1	65.5	62.8	62.3	58.4
Top Speed [km/h]	68.9	68.8	66.9	65.1	63.0	61.6
Avg. Dist. to Rail [m]	0.9	2.1	1.0	0.6	1.4	1.8
Avg. Stride Freq. [Hz]	2.4	2.5	2.5	2.4	2.5	2.4
Avg. Stride Length [m]	6.3	7.6	7.3	7.2	7.0	6.7



- [] Ranking at each section and finish
- .-.-.- No data available at this section
- NA No data available



Horse/Jockey Name	Tiger Shark
Final Rank	4
Fastest Section Time (Section)	0:10.28 (1000m)
Top Speed [km/h] (Section)	69.8 (1000m)
Race State	Finished

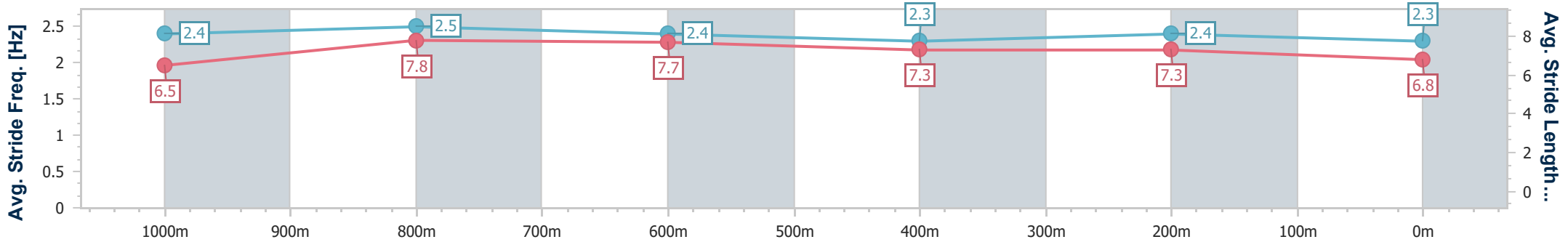
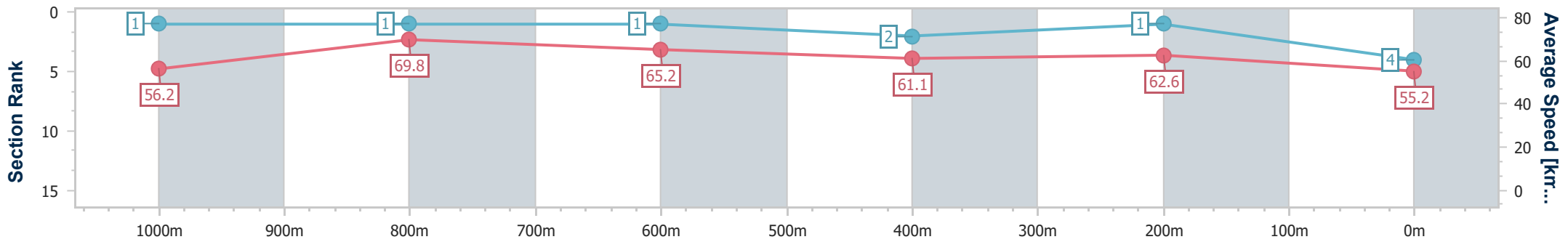


Doomben QLD Professional
Race 7: CHANNEL 7 MODE STAKES - 1200m
 02 December 2023 - 15:48
 Track Rating: Soft 6, Weather: Fine, Rail Position: +1m Entire



BRISBANE
RACING CLUB

Section	Overall	1000m	800m	600m	400m	200m
Section Times	1:10.44 [4] (0:12.86)	0:57.58 [1] (0:10.28)	0:47.30 [1] (0:11.05)	0:36.25 [1] (0:11.80)	0:24.45 [2] (0:11.41)	0:13.04 [1] (0:13.04)
Average Speed [km/h]	56.2	69.8	65.2	61.1	62.6	55.2
Top Speed [km/h]	69.1	69.8	67.2	63.8	64.2	60.2
Avg. Dist. to Rail [m]	7.2	1.0	0.4	0.6	3.1	1.9
Avg. Stride Freq. [Hz]	2.4	2.5	2.4	2.3	2.4	2.3
Avg. Stride Length [m]	6.5	7.8	7.7	7.3	7.3	6.8



- [] Ranking at each section and finish
- .-.- No data available at this section
- NA No data available



Horse/Jockey Name	Greyzous
Final Rank	5
Fastest Section Time (Section)	0:10.52 (1000m)
Top Speed [km/h] (Section)	70.2 (1000m)
Race State	Finished

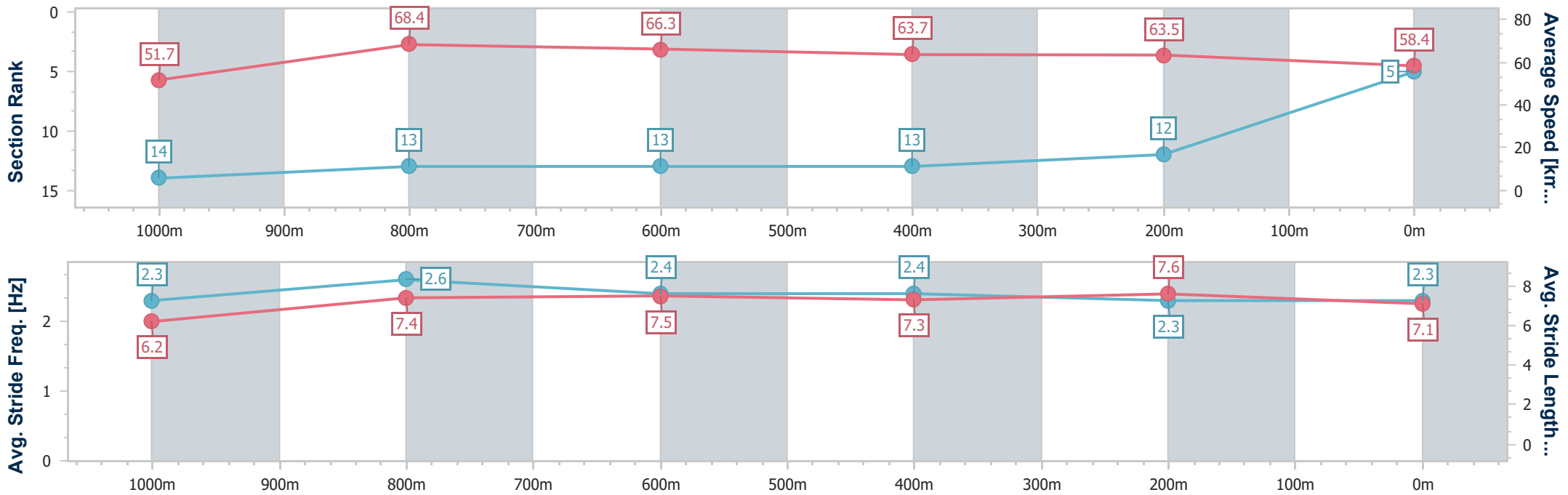


Doomben QLD Professional
Race 7: CHANNEL 7 MODE STAKES - 1200m
 02 December 2023 - 15:48
 Track Rating: Soft 6, Weather: Fine, Rail Position: +1m Entire



BRISBANE
RACING CLUB

Section	Overall	1000m	800m	600m	400m	200m
Section Times	1:10.73 [5] (0:13.95)	0:56.78 [14] (0:10.52)	0:46.26 [13] (0:11.08)	0:35.18 [13] (0:11.51)	0:23.67 [13] (0:11.37)	0:12.30 [12] (0:12.30)
Average Speed [km/h]	51.7	68.4	66.3	63.7	63.5	58.4
Top Speed [km/h]	70.2	70.2	67.7	65.8	64.4	62.8
Avg. Dist. to Rail [m]	4.7	0.7	3.6	3.4	0.4	0.8
Avg. Stride Freq. [Hz]	2.3	2.6	2.4	2.4	2.3	2.3
Avg. Stride Length [m]	6.2	7.4	7.5	7.3	7.6	7.1



- [] Ranking at each section and finish
- .-.- No data available at this section
- NA No data available



Horse/Jockey Name	Minto's D'oro
Final Rank	6
Fastest Section Time (Section)	0:10.47 (1000m)
Top Speed [km/h] (Section)	70.6 (1000m)
Race State	Finished

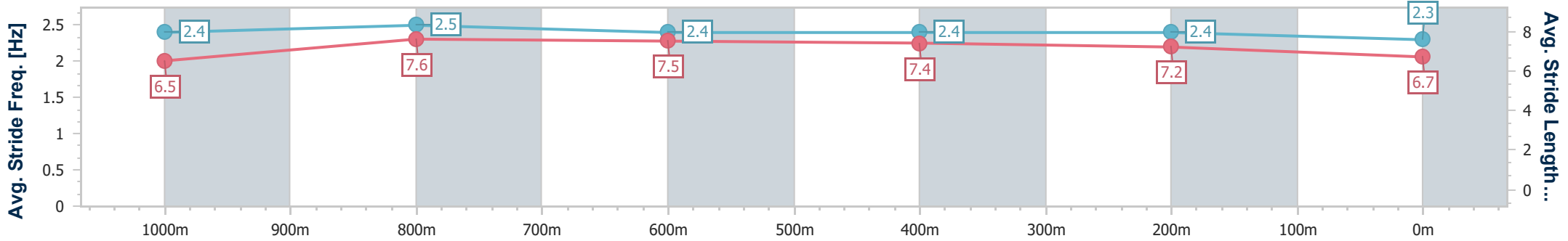
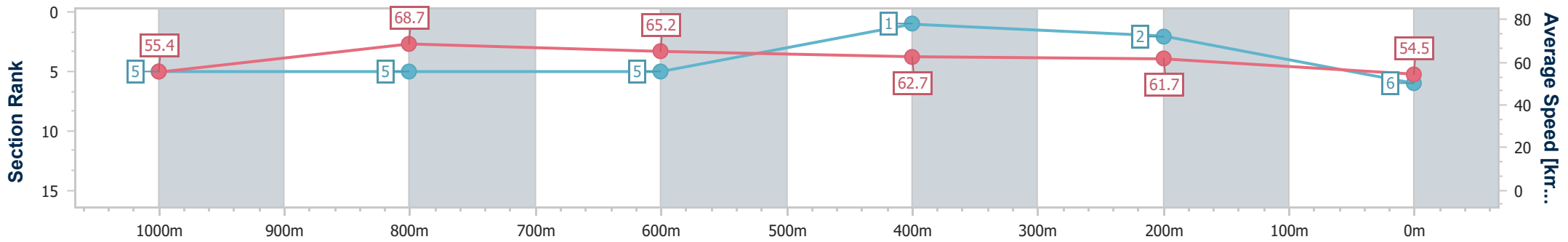


Doomben QLD Professional
Race 7: CHANNEL 7 MODE STAKES - 1200m
 02 December 2023 - 15:48
 Track Rating: Soft 6, Weather: Fine, Rail Position: +1m Entire



BRISBANE
RACING CLUB

Section	Overall	1000m	800m	600m	400m	200m
Section Times	1:10.74 [6] (0:13.06)	0:57.68 [5] (0:10.47)	0:47.21 [5] (0:11.01)	0:36.20 [5] (0:11.38)	0:24.82 [1] (0:11.62)	0:13.20 [2] (0:13.20)
Average Speed [km/h]	55.4	68.7	65.2	62.7	61.7	54.5
Top Speed [km/h]	70.5	70.6	67.2	64.4	63.0	59.5
Avg. Dist. to Rail [m]	1.3	0.5	0.8	1.1	1.9	0.8
Avg. Stride Freq. [Hz]	2.4	2.5	2.4	2.4	2.4	2.3
Avg. Stride Length [m]	6.5	7.6	7.5	7.4	7.2	6.7



- [] Ranking at each section and finish
- .-.- No data available at this section
- NA No data available



Horse/Jockey Name	Certainlycan
Final Rank	7
Fastest Section Time (Section)	0:10.61 (1000m)
Top Speed [km/h] (Section)	70.7 (1000m)
Race State	Finished

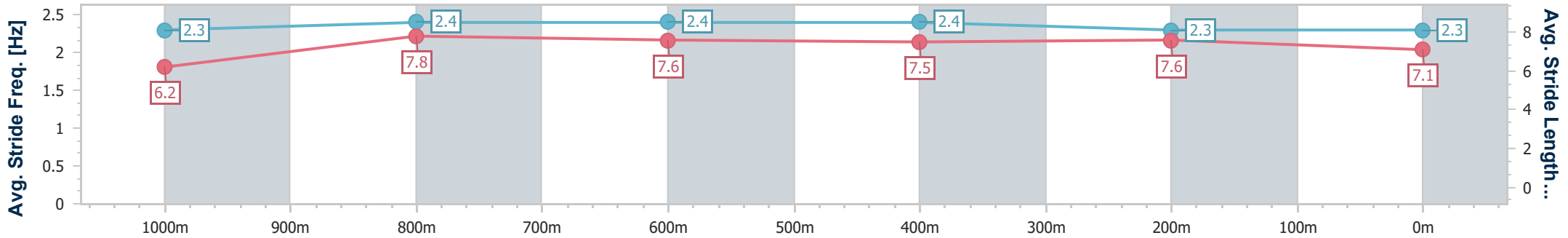
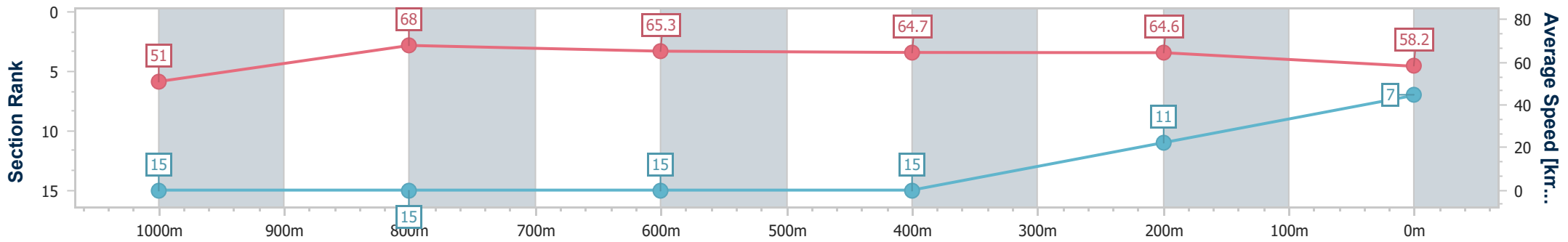


Doomben QLD Professional
Race 7: CHANNEL 7 MODE STAKES - 1200m
 02 December 2023 - 15:48
 Track Rating: Soft 6, Weather: Fine, Rail Position: +1m Entire



BRISBANE
RACING CLUB

Section	Overall	1000m	800m	600m	400m	200m
Section Times	1:10.76 [7] (0:14.12)	0:56.64 [15] (0:10.61)	0:46.03 [15] (0:11.16)	0:34.87 [15] (0:11.34)	0:23.53 [15] (0:11.18)	0:12.35 [11] (0:12.35)
Average Speed [km/h]	51.0	68.0	65.3	64.7	64.6	58.2
Top Speed [km/h]	70.6	70.7	66.5	66.9	65.6	63.4
Avg. Dist. to Rail [m]	4.3	1.8	1.6	4.1	1.9	4.6
Avg. Stride Freq. [Hz]	2.3	2.4	2.4	2.4	2.3	2.3
Avg. Stride Length [m]	6.2	7.8	7.6	7.5	7.6	7.1



- [] Ranking at each section and finish
- .-.- No data available at this section
- NA No data available



Horse/Jockey Name	Rubaahy
Final Rank	8
Fastest Section Time (Section)	0:10.84 (1000m)
Top Speed [km/h] (Section)	68.4 (1000m)
Race State	Finished

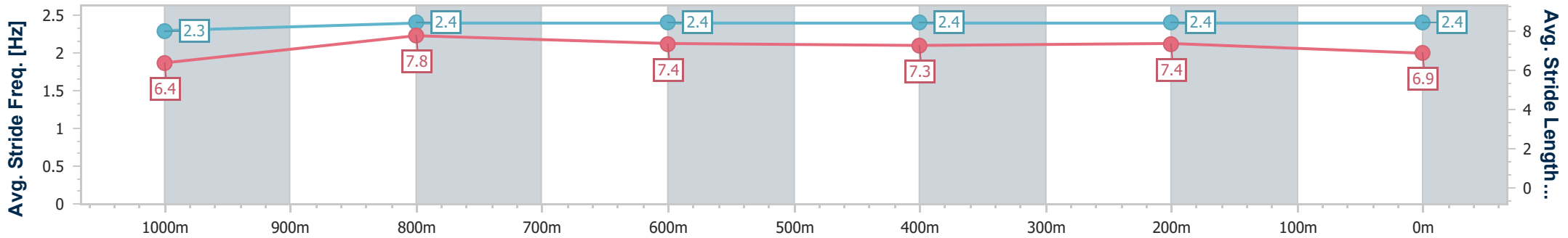
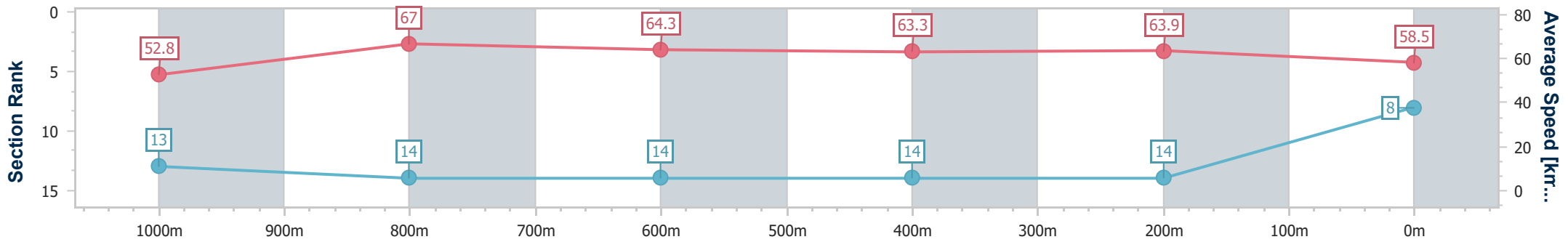


Doomben QLD Professional
 Race 7: CHANNEL 7 MODE STAKES - 1200m
 02 December 2023 - 15:48
 Track Rating: Soft 6, Weather: Fine, Rail Position: +1m Entire



BRISBANE
 RACING CLUB

Section	Overall	1000m	800m	600m	400m	200m
Section Times	1:10.82 [8] (0:13.68)	0:57.14 [13] (0:10.84)	0:46.30 [14] (0:11.28)	0:35.02 [14] (0:11.40)	0:23.62 [14] (0:11.32)	0:12.30 [14] (0:12.30)
Average Speed [km/h]	52.8	67.0	64.3	63.3	63.9	58.5
Top Speed [km/h]	67.0	68.4	65.8	65.6	64.9	63.0
Avg. Dist. to Rail [m]	5.2	2.2	1.4	0.9	4.0	10.7
Avg. Stride Freq. [Hz]	2.3	2.4	2.4	2.4	2.4	2.4
Avg. Stride Length [m]	6.4	7.8	7.4	7.3	7.4	6.9



- [] Ranking at each section and finish
- .-.-.- No data available at this section
- NA No data available



Horse/Jockey Name	Party For Two
Final Rank	9
Fastest Section Time (Section)	0:10.42 (1000m)
Top Speed [km/h] (Section)	69.1 (1000m)
Race State	Finished

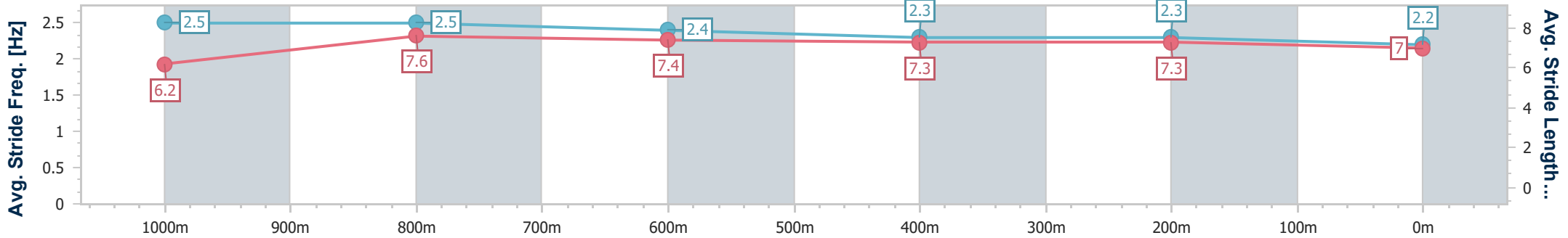
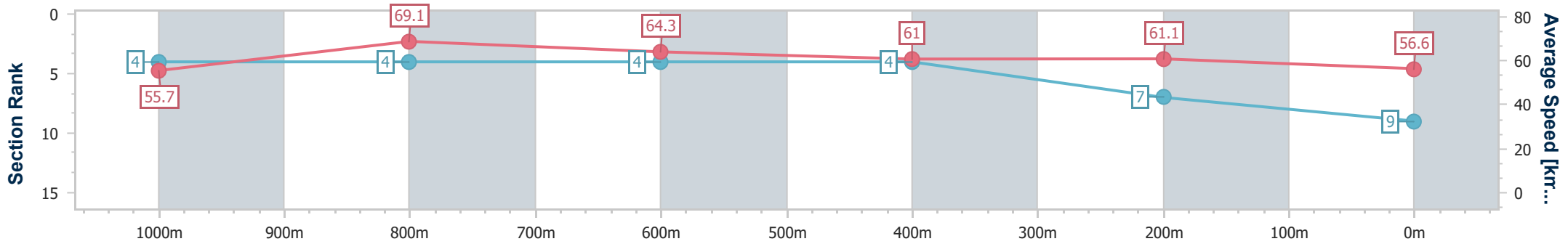


Doomben QLD Professional
Race 7: CHANNEL 7 MODE STAKES - 1200m
 02 December 2023 - 15:48
 Track Rating: Soft 6, Weather: Fine, Rail Position: +1m Entire



BRISBANE
RACING CLUB

Section	Overall	1000m	800m	600m	400m	200m
Section Times	1:10.90 [9] (0:12.97)	0:57.93 [4] (0:10.42)	0:47.51 [4] (0:11.15)	0:36.36 [4] (0:11.80)	0:24.56 [4] (0:11.80)	0:12.76 [7] (0:12.76)
Average Speed [km/h]	55.7	69.1	64.3	61.0	61.1	56.6
Top Speed [km/h]	68.4	69.1	67.1	63.0	62.4	58.9
Avg. Dist. to Rail [m]	9.4	0.3	0.5	0.6	1.8	4.1
Avg. Stride Freq. [Hz]	2.5	2.5	2.4	2.3	2.3	2.2
Avg. Stride Length [m]	6.2	7.6	7.4	7.3	7.3	7.0



- [] Ranking at each section and finish
- .-.-.- No data available at this section
- NA No data available



Horse/Jockey Name	Keyboard
Final Rank	10
Fastest Section Time (Section)	0:10.68 (1000m)
Top Speed [km/h] (Section)	71.6 (1000m)
Race State	Finished

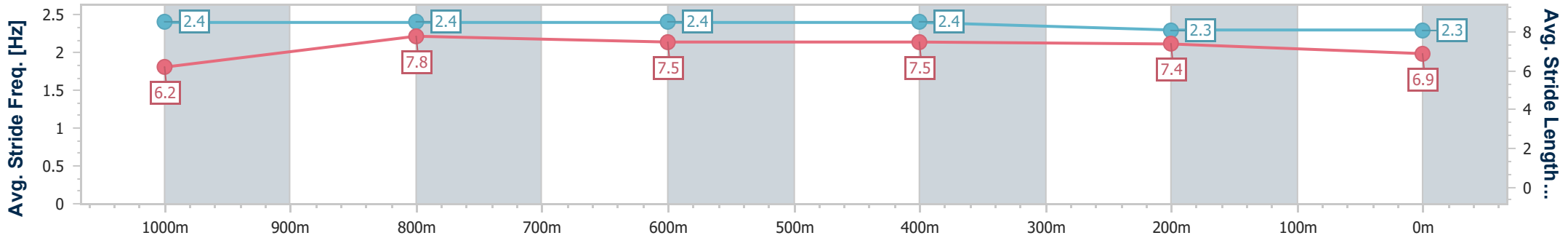
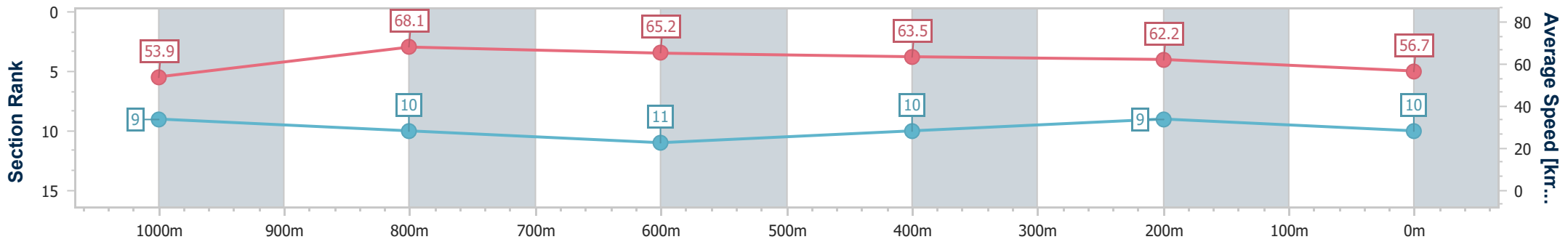


Doomben QLD Professional
Race 7: CHANNEL 7 MODE STAKES - 1200m
 02 December 2023 - 15:48
 Track Rating: Soft 6, Weather: Fine, Rail Position: +1m Entire



BRISBANE
RACING CLUB

Section	Overall	1000m	800m	600m	400m	200m
Section Times	1:10.99 [10] (0:13.37)	0:57.62 [9] (0:10.68)	0:46.94 [10] (0:11.21)	0:35.73 [11] (0:11.47)	0:24.26 [10] (0:11.59)	0:12.67 [9] (0:12.67)
Average Speed [km/h]	53.9	68.1	65.2	63.5	62.2	56.7
Top Speed [km/h]	70.0	71.6	66.3	65.9	63.4	60.5
Avg. Dist. to Rail [m]	6.8	4.1	3.1	2.1	2.8	7.4
Avg. Stride Freq. [Hz]	2.4	2.4	2.4	2.4	2.3	2.3
Avg. Stride Length [m]	6.2	7.8	7.5	7.5	7.4	6.9



- [] Ranking at each section and finish
- .-.- No data available at this section
- NA No data available



Horse/Jockey Name	Instagood
Final Rank	11
Fastest Section Time (Section)	0:10.76 (1000m)
Top Speed [km/h] (Section)	70.3 (Overall)
Race State	Finished

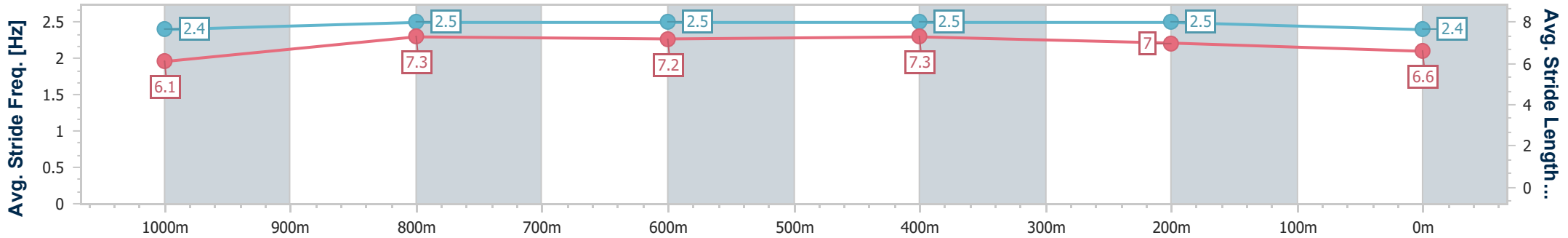
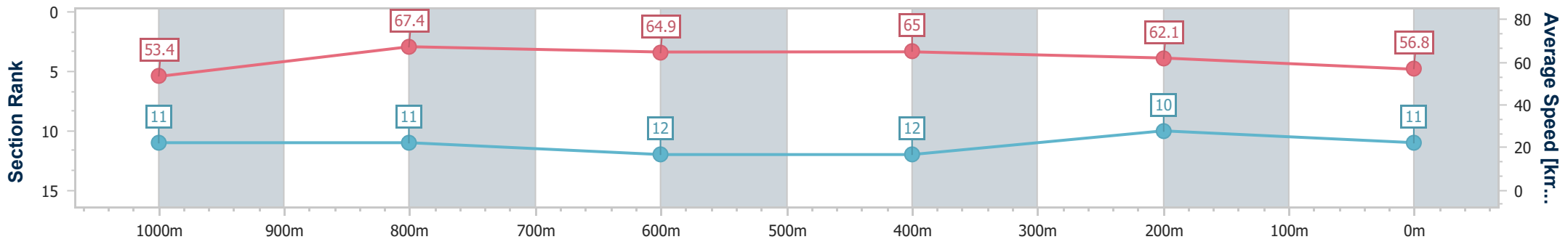


Doomben QLD Professional
Race 7: CHANNEL 7 MODE STAKES - 1200m
 02 December 2023 - 15:48
 Track Rating: Soft 6, Weather: Fine, Rail Position: +1m Entire



BRISBANE
RACING CLUB

Section	Overall	1000m	800m	600m	400m	200m
Section Times	1:11.03 [11] (0:13.50)	0:57.53 [11] (0:10.76)	0:46.77 [11] (0:11.26)	0:35.51 [12] (0:11.26)	0:24.25 [12] (0:11.57)	0:12.68 [10] (0:12.68)
Average Speed [km/h]	53.4	67.4	64.9	65.0	62.1	56.8
Top Speed [km/h]	70.3	70.3	66.3	67.0	64.0	60.9
Avg. Dist. to Rail [m]	5.1	3.0	3.0	2.4	2.8	6.7
Avg. Stride Freq. [Hz]	2.4	2.5	2.5	2.5	2.5	2.4
Avg. Stride Length [m]	6.1	7.3	7.2	7.3	7.0	6.6



- [] Ranking at each section and finish
- .-.- No data available at this section
- NA No data available



Horse/Jockey Name	Miss Coota
Final Rank	12
Fastest Section Time (Section)	0:10.59 (1000m)
Top Speed [km/h] (Section)	68.8 (Overall)
Race State	Finished

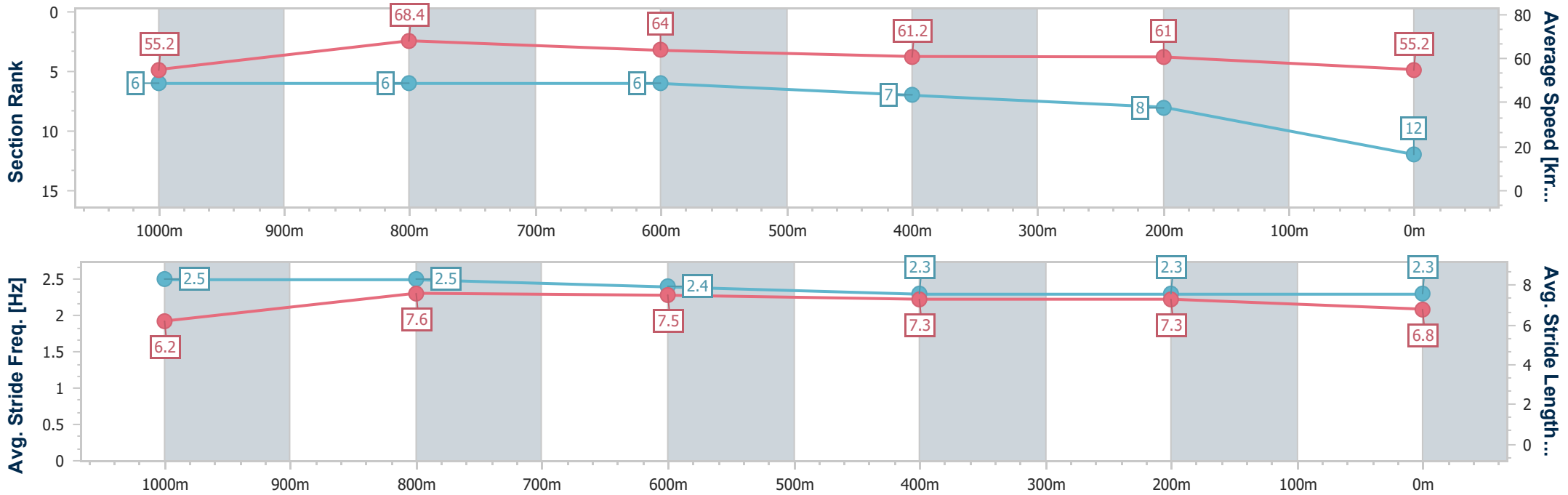


Doomben QLD Professional
Race 7: CHANNEL 7 MODE STAKES - 1200m
 02 December 2023 - 15:48
 Track Rating: Soft 6, Weather: Fine, Rail Position: +1m Entire



BRISBANE
RACING CLUB

Section	Overall	1000m	800m	600m	400m	200m
Section Times	1:11.19 [12] (0:13.07)	0:58.12 [6] (0:10.59)	0:47.53 [6] (0:11.20)	0:36.33 [6] (0:11.56)	0:24.77 [7] (0:11.73)	0:13.04 [8] (0:13.04)
Average Speed [km/h]	55.2	68.4	64.0	61.2	61.0	55.2
Top Speed [km/h]	68.8	68.8	66.9	63.3	62.6	59.3
Avg. Dist. to Rail [m]	4.5	2.4	1.6	3.3	1.1	1.0
Avg. Stride Freq. [Hz]	2.5	2.5	2.4	2.3	2.3	2.3
Avg. Stride Length [m]	6.2	7.6	7.5	7.3	7.3	6.8



- [] Ranking at each section and finish
- .-.- No data available at this section
- NA No data available



Horse/Jockey Name	She's A Rogue
Final Rank	13
Fastest Section Time (Section)	0:10.74 (1000m)
Top Speed [km/h] (Section)	69.4 (Overall)
Race State	Finished

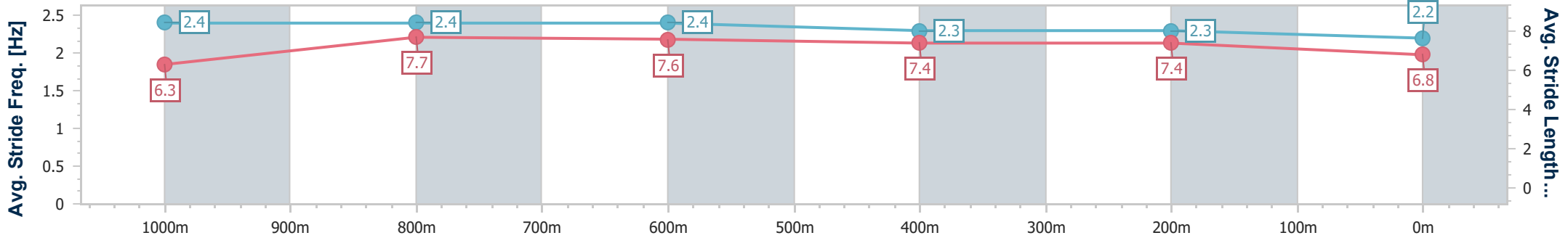
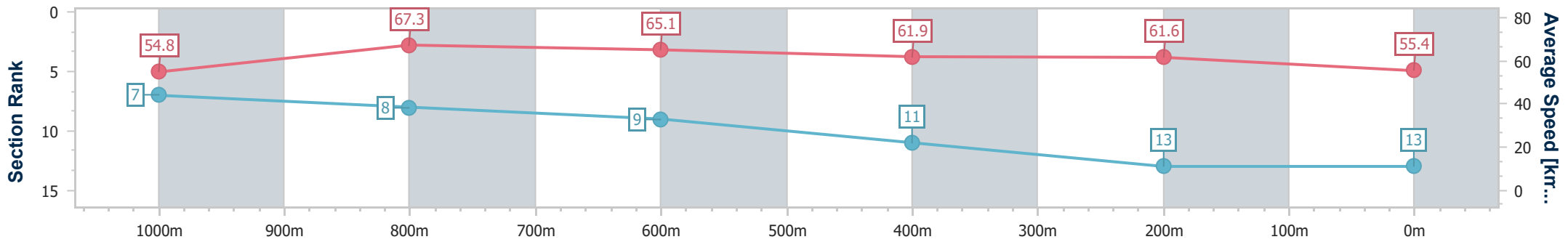


Doomben QLD Professional
Race 7: CHANNEL 7 MODE STAKES - 1200m
 02 December 2023 - 15:48
 Track Rating: Soft 6, Weather: Fine, Rail Position: +1m Entire



BRISBANE
RACING CLUB

Section	Overall	1000m	800m	600m	400m	200m
Section Times	1:11.51 [13] (0:13.13)	0:58.38 [7] (0:10.74)	0:47.64 [8] (0:11.20)	0:36.44 [9] (0:11.70)	0:24.74 [11] (0:11.75)	0:12.99 [13] (0:12.99)
Average Speed [km/h]	54.8	67.3	65.1	61.9	61.6	55.4
Top Speed [km/h]	69.4	69.2	66.0	65.4	62.9	61.8
Avg. Dist. to Rail [m]	4.9	2.6	1.6	1.4	3.7	8.7
Avg. Stride Freq. [Hz]	2.4	2.4	2.4	2.3	2.3	2.2
Avg. Stride Length [m]	6.3	7.7	7.6	7.4	7.4	6.8



- [] Ranking at each section and finish
- .-.- No data available at this section
- NA No data available



Horse/Jockey Name	Mishani Royale
Final Rank	14
Fastest Section Time (Section)	0:10.22 (1000m)
Top Speed [km/h] (Section)	68.4 (Overall)
Race State	Finished

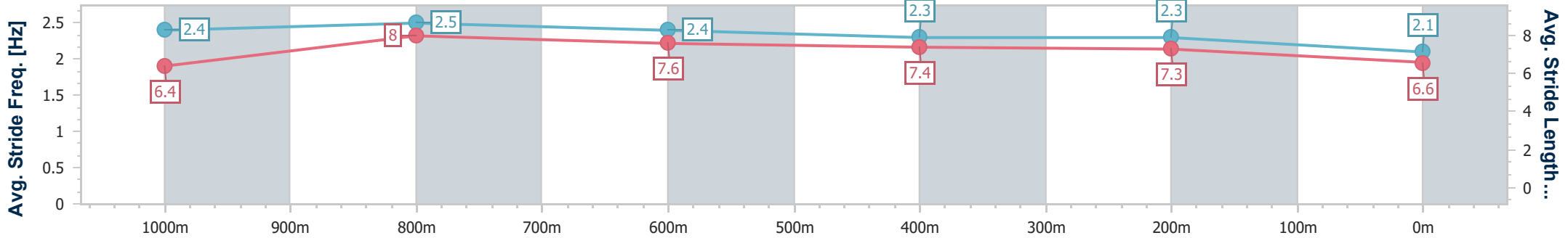
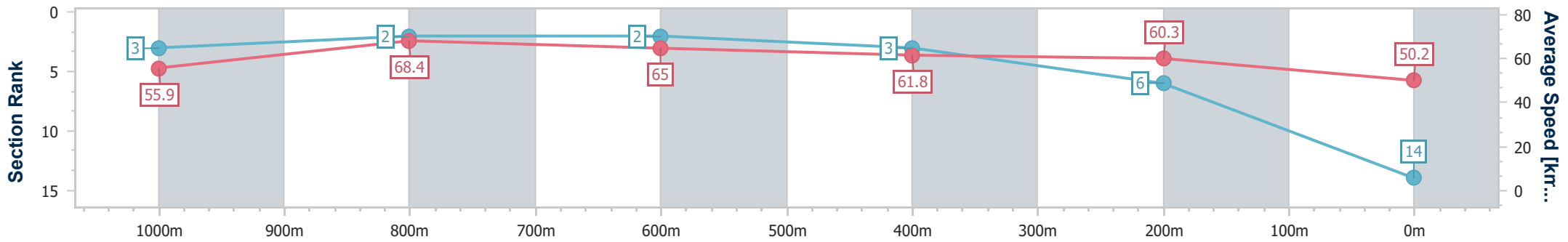


Doomben QLD Professional
Race 7: CHANNEL 7 MODE STAKES - 1200m
 02 December 2023 - 15:48
 Track Rating: Soft 6, Weather: Fine, Rail Position: +1m Entire



BRISBANE
RACING CLUB

Section	Overall	1000m	800m	600m	400m	200m
Section Times	1:12.45 [14] (0:12.94)	0:59.51 [3] (0:10.22)	0:49.29 [2] (0:11.17)	0:38.12 [2] (0:11.81)	0:26.31 [3] (0:11.93)	0:14.38 [6] (0:14.38)
Average Speed [km/h]	55.9	68.4	65.0	61.8	60.3	50.2
Top Speed [km/h]	68.4	68.4	68.3	63.0	61.6	57.2
Avg. Dist. to Rail [m]	12.0	3.6	2.1	1.5	3.0	3.3
Avg. Stride Freq. [Hz]	2.4	2.5	2.4	2.3	2.3	2.1
Avg. Stride Length [m]	6.4	8.0	7.6	7.4	7.3	6.6



- [] Ranking at each section and finish
- .-.- No data available at this section
- NA No data available



Horse/Jockey Name	Taormina
Final Rank	15
Fastest Section Time (Section)	0:10.35 (1000m)
Top Speed [km/h] (Section)	71.9 (1000m)
Race State	Finished

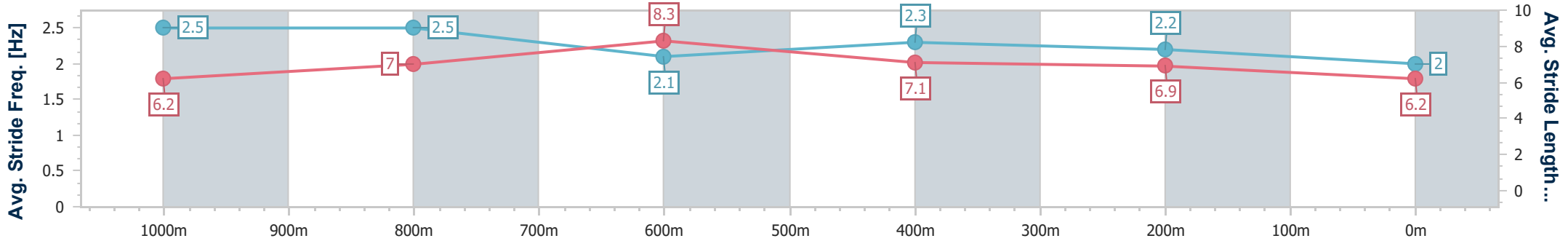
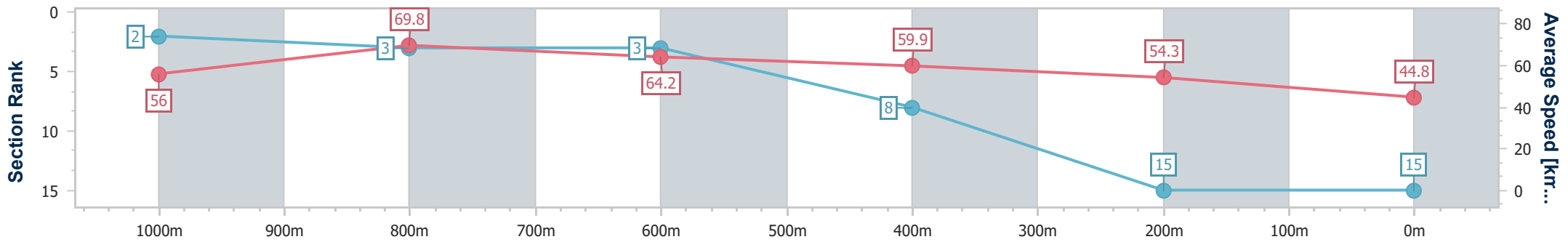


Doomben QLD Professional
Race 7: CHANNEL 7 MODE STAKES - 1200m
 02 December 2023 - 15:48
 Track Rating: Soft 6, Weather: Fine, Rail Position: +1m Entire



BRISBANE
RACING CLUB

Section	Overall	1000m	800m	600m	400m	200m
Section Times	1:15.79 [15] (0:12.90)	1:02.89 [2] (0:10.35)	0:52.54 [3] (0:11.29)	0:41.25 [3] (0:11.97)	0:29.28 [8] (0:13.18)	0:16.10 [15] (0:16.10)
Average Speed [km/h]	56.0	69.8	64.2	59.9	54.3	44.8
Top Speed [km/h]	71.7	71.9	67.0	62.3	56.8	49.5
Avg. Dist. to Rail [m]	13.0	3.3	1.0	1.0	0.6	1.7
Avg. Stride Freq. [Hz]	2.5	2.5	2.1	2.3	2.2	2.0
Avg. Stride Length [m]	6.2	7.0	8.3	7.1	6.9	6.2



- [] Ranking at each section and finish
- .-.- No data available at this section
- NA No data available