



Toowoomba QLD Professional
**Race 5: RDO EQUIPMENT JOHN DEERE LAWN CARE QTIS Three-Years-
 Old Maiden Handicap - 1000m**
02 December 2023 - 19:40



Track Rating: Good 4, Weather: Fine, Rail Position: +2m Entire

Section		Overall	800m	600m	400m	200m	Last 600m					
Field Times		1:00.83 (0:13.75)	0:47.08 (0:10.88)	0:36.20 (0:11.54)	0:24.66 (0:12.16)	0:12.50 (0:12.50)	0:36.20					
Rank	TAB Horse/Jockey	Barrier	Top Speed [km/h]	Fastest Section	Margin					Distance Travelled [m]		
1	1 TALANA Jake Molloy	11	70.7 800m	0:10.89 800m	1:00.83 [1] (0:14.06)	0:46.77 [5] (0:10.89)	0:35.88 [4] (0:11.40)	0:24.48 [3] (0:12.20)	0:12.28 [3] (0:12.28)	1:00.83	0:35.88	
2	7 FEEASHIN MOON Georgina Cartwright	6	68.3 Overall	0:11.13 800m	1:00.89 [2] (0:14.04)	0:46.85 [4] (0:11.13)	0:35.72 [7] (0:11.50)	0:24.22 [7] (0:11.91)	0:12.31 [4] (0:12.31)	0.2L	0:35.72	+1
3	6 SPIKED Kenji Yoshida	3	68.1 Overall	0:10.91 800m	1:00.94 [3] (0:13.79)	0:47.15 [2] (0:10.91)	0:36.24 [2] (0:11.49)	0:24.75 [2] (0:12.14)	0:12.61 [1] (0:12.61)	0.4L	0:36.24	+1
4	4 CHIRRUP Nozi Tomizawa	2	68.3 Overall	0:10.88 800m	1:01.46 [4] (0:13.75)	0:47.71 [1] (0:10.88)	0:36.83 [1] (0:11.54)	0:25.29 [1] (0:12.19)	0:13.10 [2] (0:13.10)	3.4L	0:36.83	+1
5	10 ALL GIRLS SPARKLE Alisha Donald	9	67.1 800m	0:11.02 800m	1:01.56 [5] (0:14.42)	0:47.14 [10] (0:11.02)	0:36.12 [10] (0:11.49)	0:24.63 [8] (0:11.99)	0:12.64 [8] (0:12.64)	3.9L	0:36.12	+0
6	12 MISS DE BLAAS Jason Taylor	13	69.7 Overall	0:10.94 800m	1:01.68 [6] (0:13.82)	0:47.86 [3] (0:10.94)	0:36.92 [3] (0:11.59)	0:25.33 [4] (0:12.33)	0:13.00 [5] (0:13.00)	4.4L	0:36.92	+7
7	3 OUTTA BEAUTY Karl Zechner	4	67.8 800m	0:10.97 800m	1:01.70 [7] (0:14.16)	0:47.54 [6] (0:10.97)	0:36.57 [6] (0:11.53)	0:25.04 [6] (0:12.02)	0:13.02 [6] (0:13.02)	4.5L	0:36.57	-4
8	8 STELL'S ANGEL Justin Stanley	5	67.4 800m	0:10.80 800m	1:01.87 [8] (0:14.30)	0:47.57 [8] (0:10.80)	0:36.77 [5] (0:11.55)	0:25.22 [5] (0:12.24)	0:12.98 [7] (0:12.98)	5.5L	0:36.77	+2
9	5 COOL STORY Chris Meehan	7	65.4 800m	0:11.24 800m	1:01.89 [9] (0:14.81)	0:47.08 [11] (0:11.24)	0:35.84 [11] (0:11.59)	0:24.25 [11] (0:11.79)	0:12.46 [10] (0:12.46)	5.6L	0:35.84	-2
10	9 ZIMBARA Luke Tarrant	8	66.1 800m	0:11.20 800m	1:02.44 [10] (0:14.22)	0:48.22 [7] (0:11.20)	0:37.02 [9] (0:11.93)	0:25.09 [10] (0:12.15)	0:12.94 [11] (0:12.94)	8.6L	0:37.02	+7

Scratched: Keyboard (#2), Littlemisscancan (#13)



Toowoomba QLD Professional
Race 5: RDO EQUIPMENT JOHN DEERE LAWN CARE QTIS Three-Years-Old Maiden Handicap - 1000m
02 December 2023 - 19:40



Track Rating: Good 4, Weather: Fine, Rail Position: +2m Entire

Section	Overall	800m	600m	400m	200m	Last 600m
Field Times	1:00.83 (0:13.75)	0:47.08 (0:10.88)	0:36.20 (0:11.54)	0:24.66 (0:12.16)	0:12.50 (0:12.50)	0:36.20

Rank	TAB	Horse/Jockey	Barrier	Top Speed [km/h]	Fastest Section	Margin	Distance Travelled [m]
11	11	SUNSHINE DAISEY	10	67.5	0:10.94	8.7L	+1
		Montanna Savva		800m	800m		

Scratched: Keyboard (#2), Littlemisscancan (#13)

[] Ranking at each section and finish
 -:-:- No data available at this section
 NA No data available

SCN Saddle cloth number
 DNF Did not finish
 DNT Did not track



Horse/Jockey Name	Talana
Final Rank	1
Fastest Section Time (Section)	0:10.89 (800m)
Top Speed [km/h] (Section)	70.7 (800m)
Race State	Finished



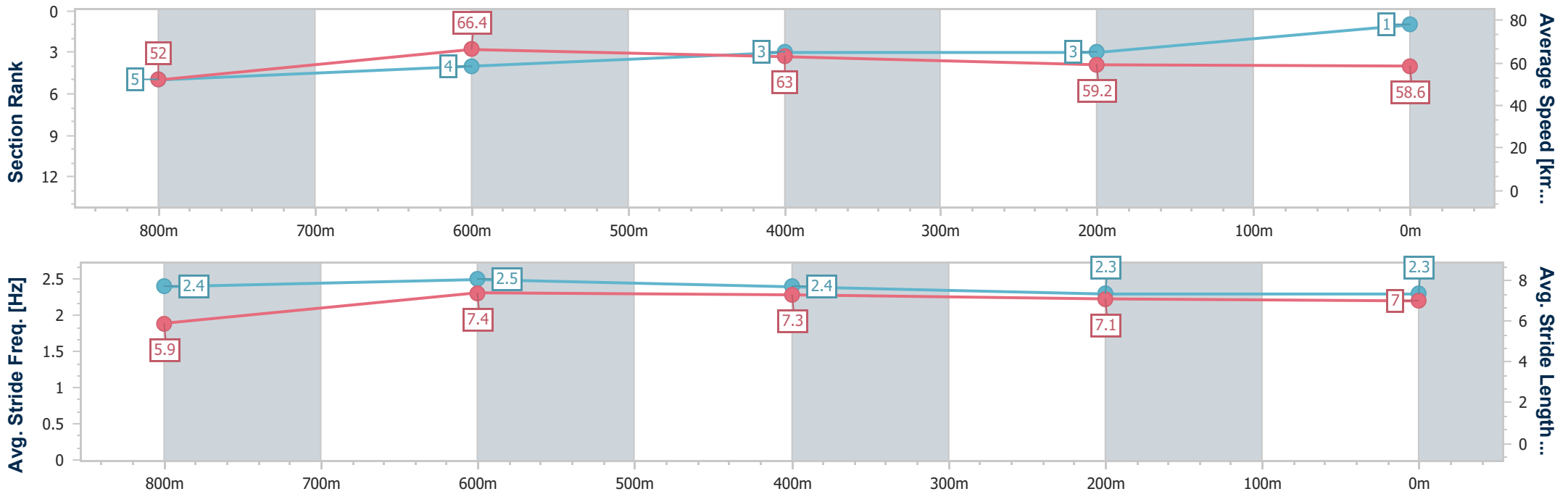
Toowoomba QLD Professional
 Race 5: RDO EQUIPMENT JOHN DEERE LAWN CARE QTIS
 Three-Years-Old Maiden Handicap - 1000m



02 December 2023 - 19:40

Track Rating: Good 4, Weather: Fine, Rail Position: +2m Entire

Section	Overall	800m	600m	400m	200m
Section Times	1:00.83 [1] (0:14.06)	0:46.77 [5] (0:10.89)	0:35.88 [4] (0:11.40)	0:24.48 [3] (0:12.20)	0:12.28 [3] (0:12.28)
Average Speed [km/h]	52.0	66.4	63.0	59.2	58.6
Top Speed [km/h]	70.7	70.7	64.6	61.7	58.9
Avg. Dist. to Rail [m]	7.0	1.5	0.5	0.5	0.5
Avg. Stride Freq. [Hz]	2.4	2.5	2.4	2.3	2.3
Avg. Stride Length [m]	5.9	7.4	7.3	7.1	7.0



- [] Ranking at each section and finish
- .-.- No data available at this section
- NA No data available



Horse/Jockey Name	Feashin Moon
Final Rank	2
Fastest Section Time (Section)	0:11.13 (800m)
Top Speed [km/h] (Section)	68.3 (Overall)
Race State	Finished



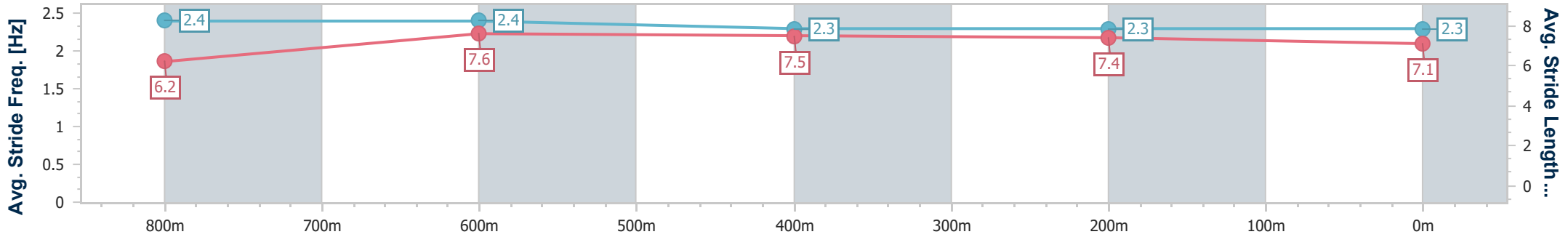
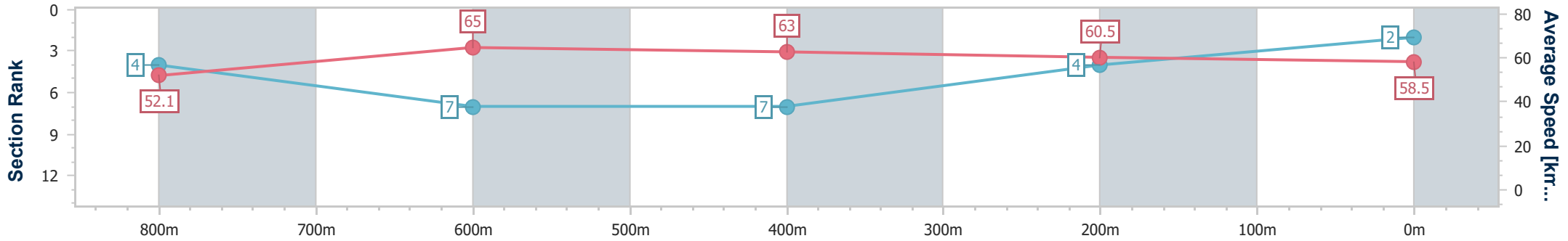
Toowoomba QLD Professional
 Race 5: RDO EQUIPMENT JOHN DEERE LAWN CARE QTIS
 Three-Years-Old Maiden Handicap - 1000m



02 December 2023 - 19:40

Track Rating: Good 4, Weather: Fine, Rail Position: +2m Entire

Section	Overall	800m	600m	400m	200m
Section Times	1:00.89 [2] (0:14.04)	0:46.85 [4] (0:11.13)	0:35.72 [7] (0:11.50)	0:24.22 [7] (0:11.91)	0:12.31 [4] (0:12.31)
Average Speed [km/h]	52.1	65.0	63.0	60.5	58.5
Top Speed [km/h]	68.3	67.2	63.9	63.0	59.4
Avg. Dist. to Rail [m]	6.2	1.2	0.8	1.5	3.2
Avg. Stride Freq. [Hz]	2.4	2.4	2.3	2.3	2.3
Avg. Stride Length [m]	6.2	7.6	7.5	7.4	7.1



- [] Ranking at each section and finish
- .-.- No data available at this section
- NA No data available



Horse/Jockey Name	Spiked
Final Rank	3
Fastest Section Time (Section)	0:10.91 (800m)
Top Speed [km/h] (Section)	68.1 (Overall)
Race State	Finished



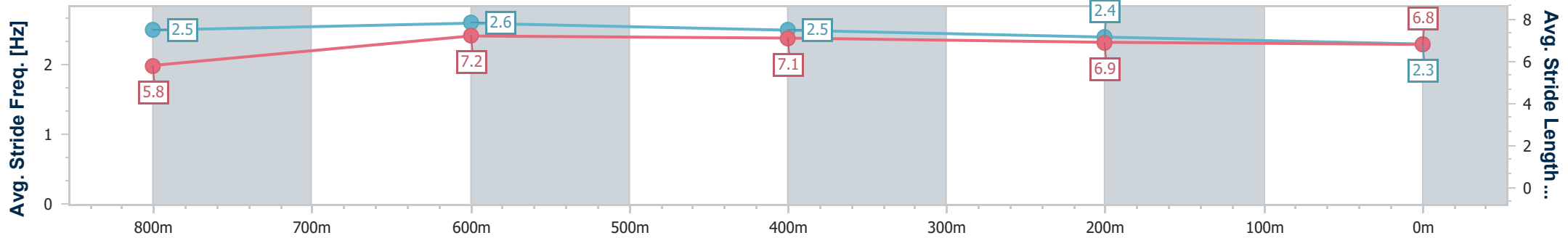
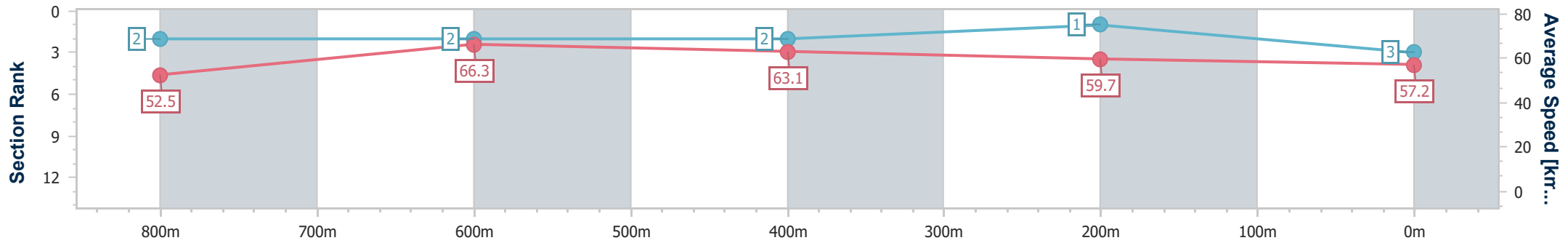
Toowoomba QLD Professional
 Race 5: RDO EQUIPMENT JOHN DEERE LAWN CARE QTIS
 Three-Years-Old Maiden Handicap - 1000m



02 December 2023 - 19:40

Track Rating: Good 4, Weather: Fine, Rail Position: +2m Entire

Section	Overall	800m	600m	400m	200m
Section Times	1:00.94 [3] (0:13.79)	0:47.15 [2] (0:10.91)	0:36.24 [2] (0:11.49)	0:24.75 [2] (0:12.14)	0:12.61 [1] (0:12.61)
Average Speed [km/h]	52.5	66.3	63.1	59.7	57.2
Top Speed [km/h]	68.1	67.7	65.4	62.0	58.8
Avg. Dist. to Rail [m]	1.1	1.3	1.8	1.3	0.4
Avg. Stride Freq. [Hz]	2.5	2.6	2.5	2.4	2.3
Avg. Stride Length [m]	5.8	7.2	7.1	6.9	6.8



- [] Ranking at each section and finish
- .-.- No data available at this section
- NA No data available



Horse/Jockey Name	Chirrup
Final Rank	4
Fastest Section Time (Section)	0:10.88 (800m)
Top Speed [km/h] (Section)	68.3 (Overall)
Race State	Finished



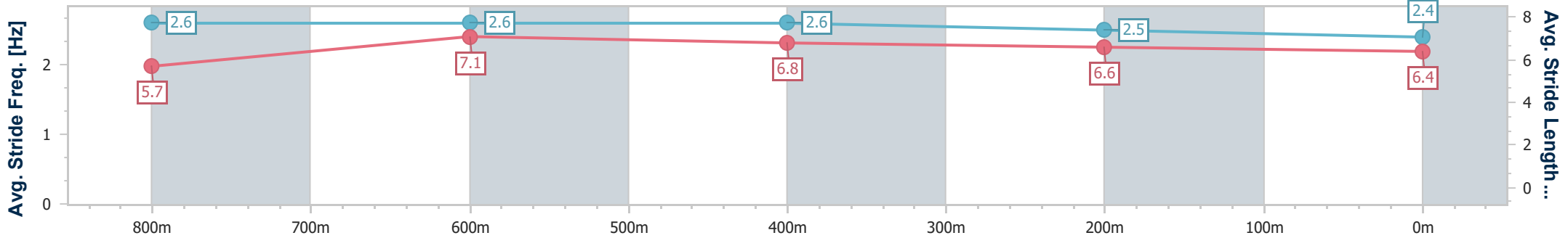
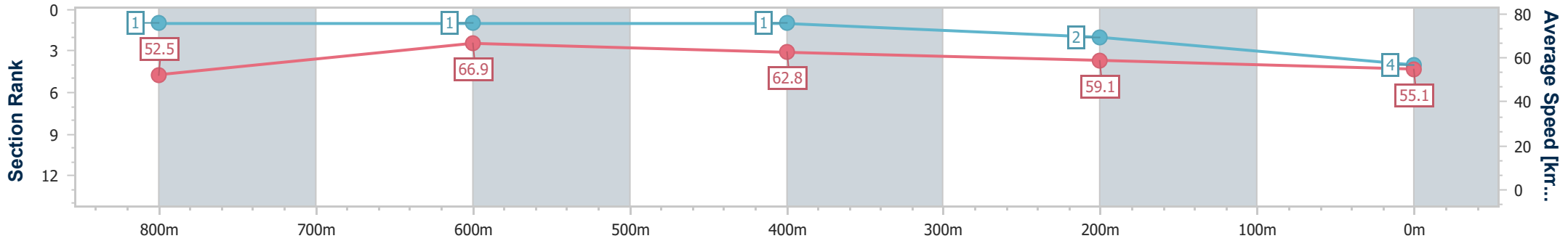
Toowoomba QLD Professional
 Race 5: RDO EQUIPMENT JOHN DEERE LAWN CARE QTIS
 Three-Years-Old Maiden Handicap - 1000m



02 December 2023 - 19:40

Track Rating: Good 4, Weather: Fine, Rail Position: +2m Entire

Section	Overall	800m	600m	400m	200m
Section Times	1:01.46 [4] (0:13.75)	0:47.71 [1] (0:10.88)	0:36.83 [1] (0:11.54)	0:25.29 [1] (0:12.19)	0:13.10 [2] (0:13.10)
Average Speed [km/h]	52.5	66.9	62.8	59.1	55.1
Top Speed [km/h]	68.3	68.3	65.6	62.3	57.3
Avg. Dist. to Rail [m]	1.3	2.8	2.1	0.8	2.1
Avg. Stride Freq. [Hz]	2.6	2.6	2.6	2.5	2.4
Avg. Stride Length [m]	5.7	7.1	6.8	6.6	6.4



- [] Ranking at each section and finish
- .-.- No data available at this section
- NA No data available



Horse/Jockey Name	All Girls Sparkle
Final Rank	5
Fastest Section Time (Section)	0:11.02 (800m)
Top Speed [km/h] (Section)	67.1 (800m)
Race State	Finished



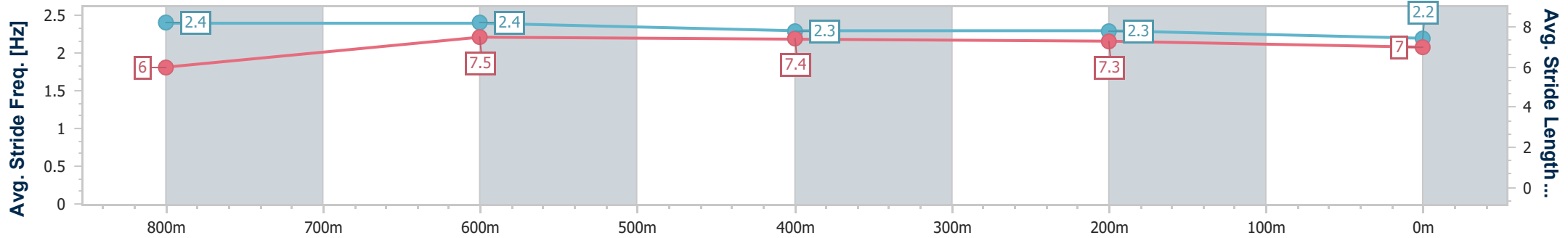
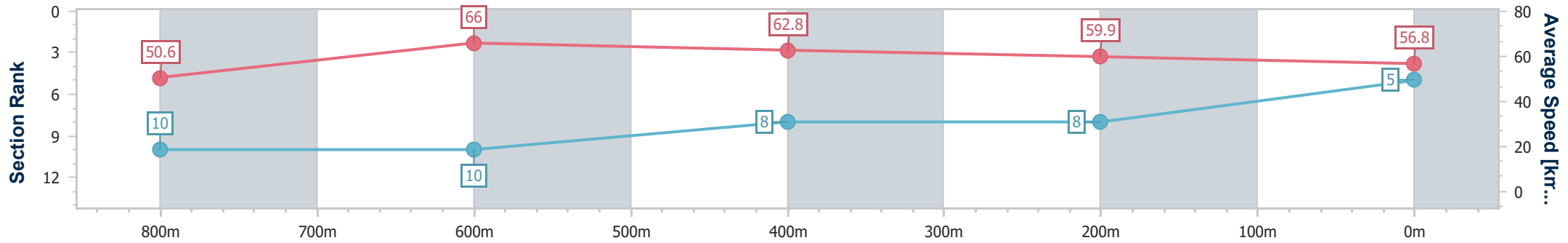
Toowoomba QLD Professional
 Race 5: RDO EQUIPMENT JOHN DEERE LAWN CARE QTIS
 Three-Years-Old Maiden Handicap - 1000m



02 December 2023 - 19:40

Track Rating: Good 4, Weather: Fine, Rail Position: +2m Entire

Section	Overall	800m	600m	400m	200m
Section Times	1:01.56 [5] (0:14.42)	0:47.14 [10] (0:11.02)	0:36.12 [10] (0:11.49)	0:24.63 [8] (0:11.99)	0:12.64 [8] (0:12.64)
Average Speed [km/h]	50.6	66.0	62.8	59.9	56.8
Top Speed [km/h]	66.0	67.1	64.1	61.3	58.8
Avg. Dist. to Rail [m]	5.9	2.1	0.5	1.3	3.8
Avg. Stride Freq. [Hz]	2.4	2.4	2.3	2.3	2.2
Avg. Stride Length [m]	6.0	7.5	7.4	7.3	7.0



- [] Ranking at each section and finish
- .-.- No data available at this section
- NA No data available



Horse/Jockey Name	Miss De Blaas
Final Rank	6
Fastest Section Time (Section)	0:10.94 (800m)
Top Speed [km/h] (Section)	69.7 (Overall)
Race State	Finished



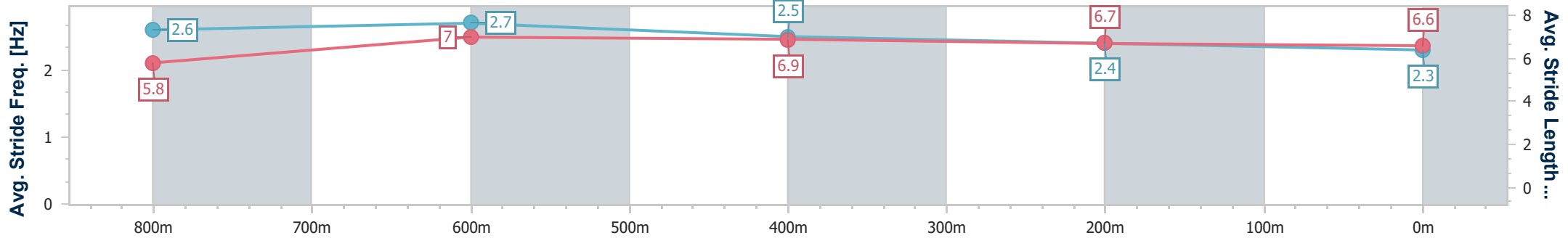
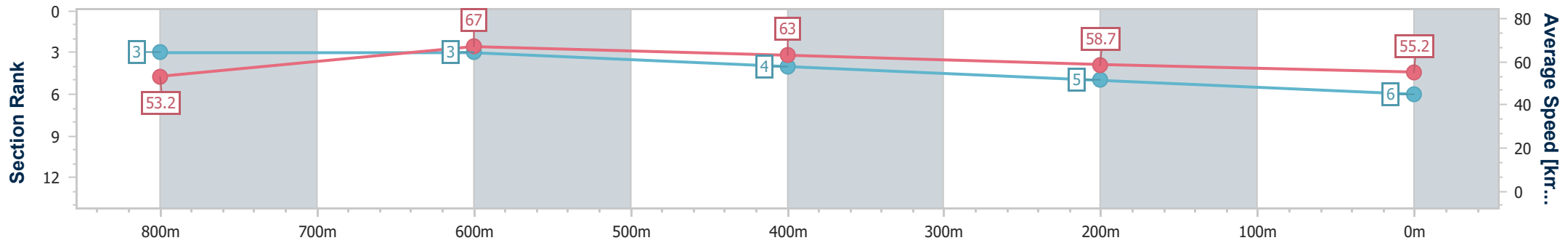
Toowoomba QLD Professional
 Race 5: RDO EQUIPMENT JOHN DEERE LAWN CARE QTIS
 Three-Years-Old Maiden Handicap - 1000m



02 December 2023 - 19:40

Track Rating: Good 4, Weather: Fine, Rail Position: +2m Entire

Section	Overall	800m	600m	400m	200m
Section Times	1:01.68 [6] (0:13.82)	0:47.86 [3] (0:10.94)	0:36.92 [3] (0:11.59)	0:25.33 [4] (0:12.33)	0:13.00 [5] (0:13.00)
Average Speed [km/h]	53.2	67.0	63.0	58.7	55.2
Top Speed [km/h]	69.7	69.2	65.6	60.8	56.8
Avg. Dist. to Rail [m]	8.4	5.9	2.5	1.1	1.3
Avg. Stride Freq. [Hz]	2.6	2.7	2.5	2.4	2.3
Avg. Stride Length [m]	5.8	7.0	6.9	6.7	6.6



- [] Ranking at each section and finish
- .-.- No data available at this section
- NA No data available



Horse/Jockey Name	Outta Beauty
Final Rank	7
Fastest Section Time (Section)	0:10.97 (800m)
Top Speed [km/h] (Section)	67.8 (800m)
Race State	Finished



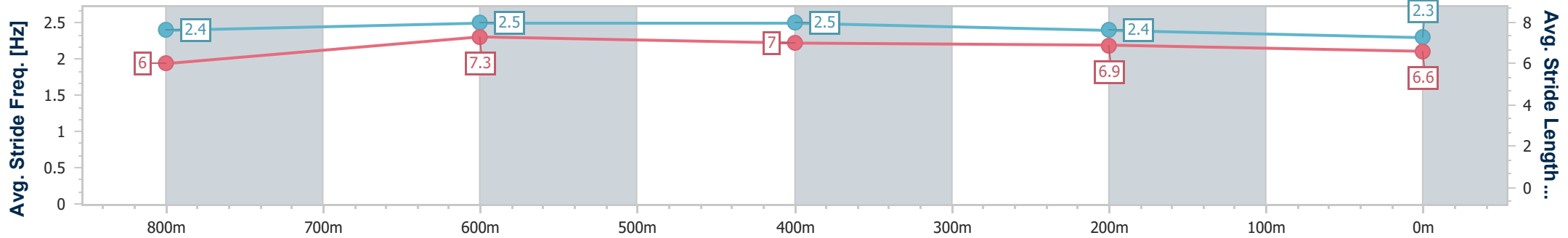
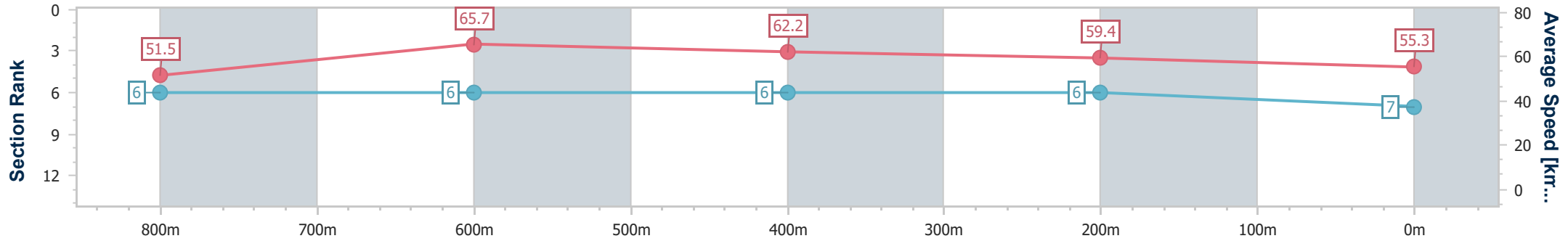
Toowoomba QLD Professional
 Race 5: RDO EQUIPMENT JOHN DEERE LAWN CARE QTIS
 Three-Years-Old Maiden Handicap - 1000m



02 December 2023 - 19:40

Track Rating: Good 4, Weather: Fine, Rail Position: +2m Entire

Section	Overall	800m	600m	400m	200m
Section Times	1:01.70 [7] (0:14.16)	0:47.54 [6] (0:10.97)	0:36.57 [6] (0:11.53)	0:25.04 [6] (0:12.02)	0:13.02 [6] (0:13.02)
Average Speed [km/h]	51.5	65.7	62.2	59.4	55.3
Top Speed [km/h]	67.2	67.8	64.5	61.2	57.5
Avg. Dist. to Rail [m]	4.6	0.8	0.9	1.3	0.9
Avg. Stride Freq. [Hz]	2.4	2.5	2.5	2.4	2.3
Avg. Stride Length [m]	6.0	7.3	7.0	6.9	6.6



- [] Ranking at each section and finish
- .-.- No data available at this section
- NA No data available



Horse/Jockey Name	Stell's Angel
Final Rank	8
Fastest Section Time (Section)	0:10.80 (800m)
Top Speed [km/h] (Section)	67.4 (800m)
Race State	Finished



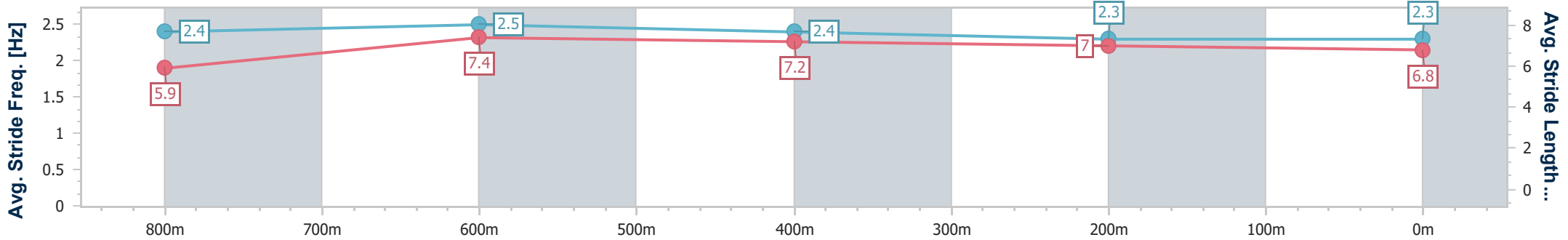
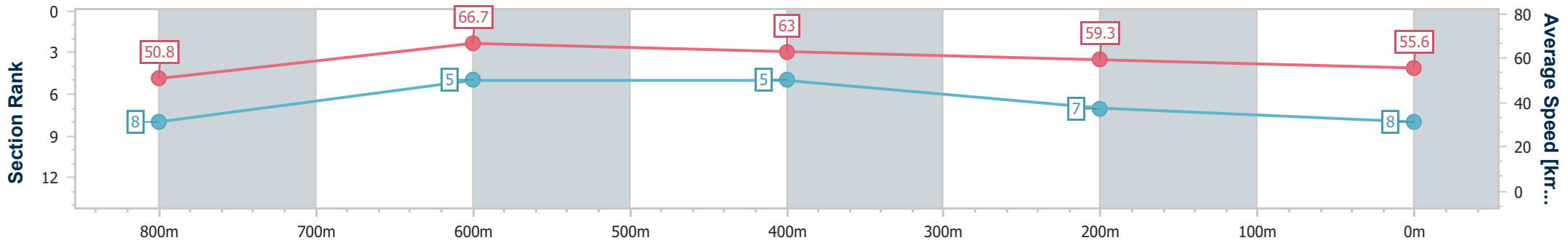
Toowoomba QLD Professional
 Race 5: RDO EQUIPMENT JOHN DEERE LAWN CARE QTIS
 Three-Years-Old Maiden Handicap - 1000m



02 December 2023 - 19:40

Track Rating: Good 4, Weather: Fine, Rail Position: +2m Entire

Section	Overall	800m	600m	400m	200m
Section Times	1:01.87 [8] (0:14.30)	0:47.57 [8] (0:10.80)	0:36.77 [5] (0:11.55)	0:25.22 [5] (0:12.24)	0:12.98 [7] (0:12.98)
Average Speed [km/h]	50.8	66.7	63.0	59.3	55.6
Top Speed [km/h]	67.0	67.4	65.6	61.7	57.2
Avg. Dist. to Rail [m]	3.5	1.1	2.4	1.8	3.7
Avg. Stride Freq. [Hz]	2.4	2.5	2.4	2.3	2.3
Avg. Stride Length [m]	5.9	7.4	7.2	7.0	6.8



- [] Ranking at each section and finish
- .-.- No data available at this section
- NA No data available



Horse/Jockey Name	Cool Story
Final Rank	9
Fastest Section Time (Section)	0:11.24 (800m)
Top Speed [km/h] (Section)	65.4 (800m)
Race State	Finished



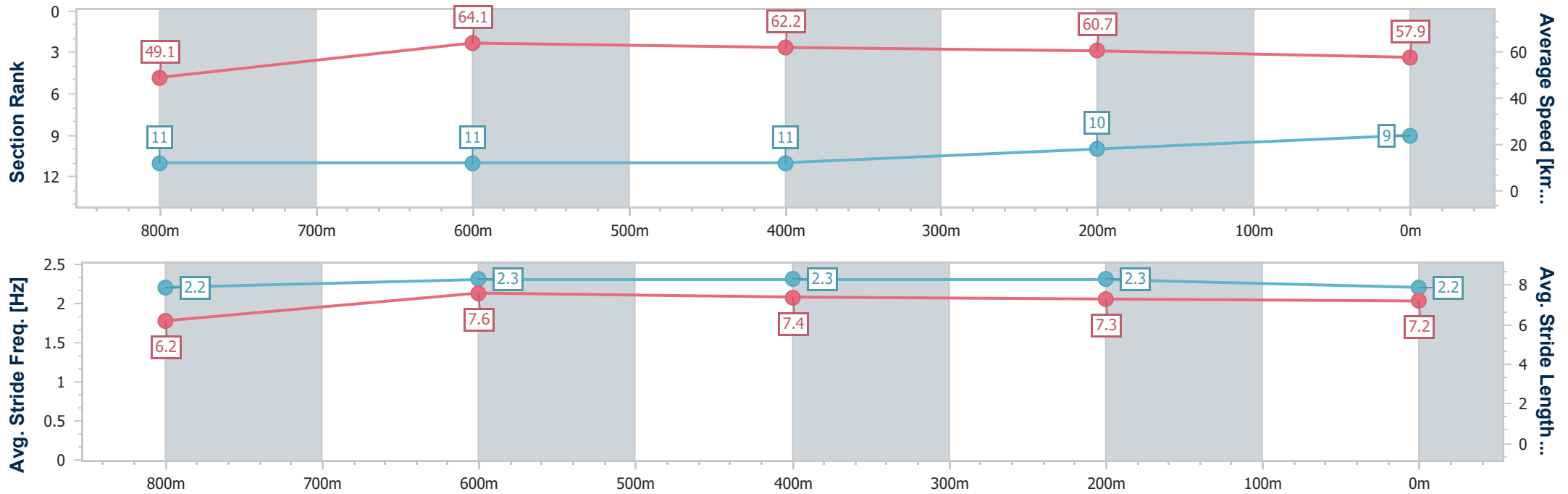
Toowoomba QLD Professional
 Race 5: RDO EQUIPMENT JOHN DEERE LAWN CARE QTIS
 Three-Years-Old Maiden Handicap - 1000m



02 December 2023 - 19:40

Track Rating: Good 4, Weather: Fine, Rail Position: +2m Entire

Section	Overall	800m	600m	400m	200m
Section Times	1:01.89 [9] (0:14.81)	0:47.08 [11] (0:11.24)	0:35.84 [11] (0:11.59)	0:24.25 [11] (0:11.79)	0:12.46 [10] (0:12.46)
Average Speed [km/h]	49.1	64.1	62.2	60.7	57.9
Top Speed [km/h]	64.5	65.4	63.4	62.2	60.2
Avg. Dist. to Rail [m]	5.0	0.6	0.3	0.5	0.8
Avg. Stride Freq. [Hz]	2.2	2.3	2.3	2.3	2.2
Avg. Stride Length [m]	6.2	7.6	7.4	7.3	7.2



- [] Ranking at each section and finish
- .-.- No data available at this section
- NA No data available



Horse/Jockey Name	Zimbara
Final Rank	10
Fastest Section Time (Section)	0:11.20 (800m)
Top Speed [km/h] (Section)	66.1 (800m)
Race State	Finished



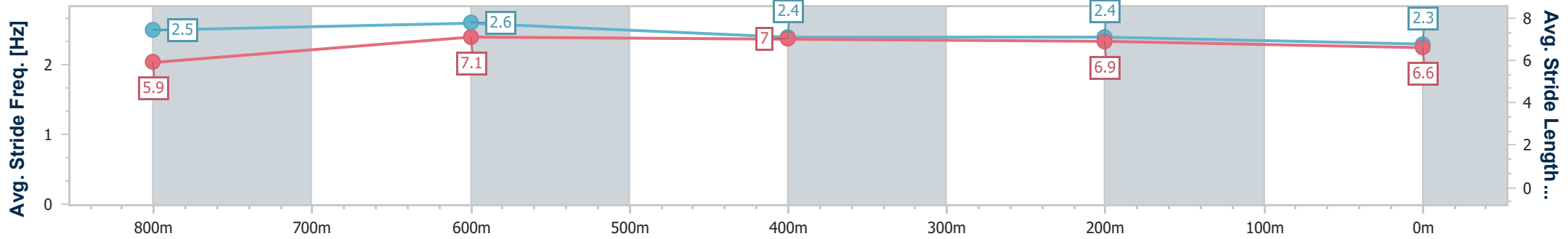
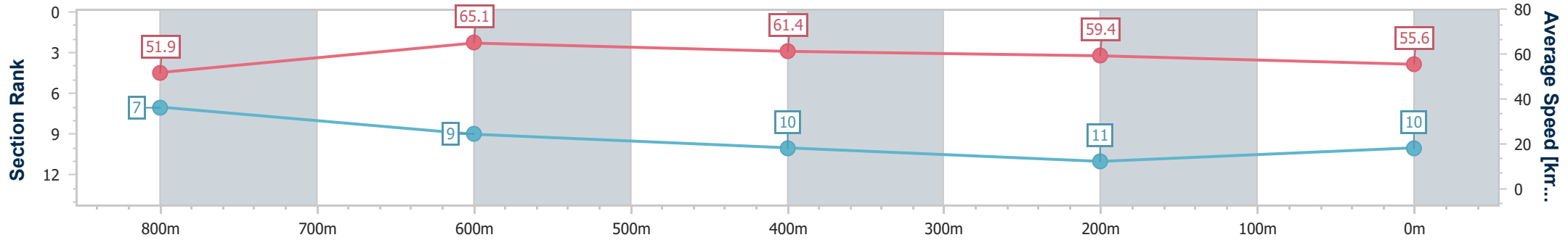
Toowoomba QLD Professional
 Race 5: RDO EQUIPMENT JOHN DEERE LAWN CARE QTIS
 Three-Years-Old Maiden Handicap - 1000m



02 December 2023 - 19:40

Track Rating: Good 4, Weather: Fine, Rail Position: +2m Entire

Section	Overall	800m	600m	400m	200m
Section Times	1:02.44 [10] (0:14.22)	0:48.22 [7] (0:11.20)	0:37.02 [9] (0:11.93)	0:25.09 [10] (0:12.15)	0:12.94 [11] (0:12.94)
Average Speed [km/h]	51.9	65.1	61.4	59.4	55.6
Top Speed [km/h]	66.0	66.1	65.3	60.3	58.2
Avg. Dist. to Rail [m]	7.8	4.4	2.7	2.0	5.3
Avg. Stride Freq. [Hz]	2.5	2.6	2.4	2.4	2.3
Avg. Stride Length [m]	5.9	7.1	7.0	6.9	6.6



- [] Ranking at each section and finish
- .-.- No data available at this section
- NA No data available



Horse/Jockey Name	Sunshine Daisey
Final Rank	11
Fastest Section Time (Section)	0:10.94 (800m)
Top Speed [km/h] (Section)	67.5 (800m)
Race State	Finished



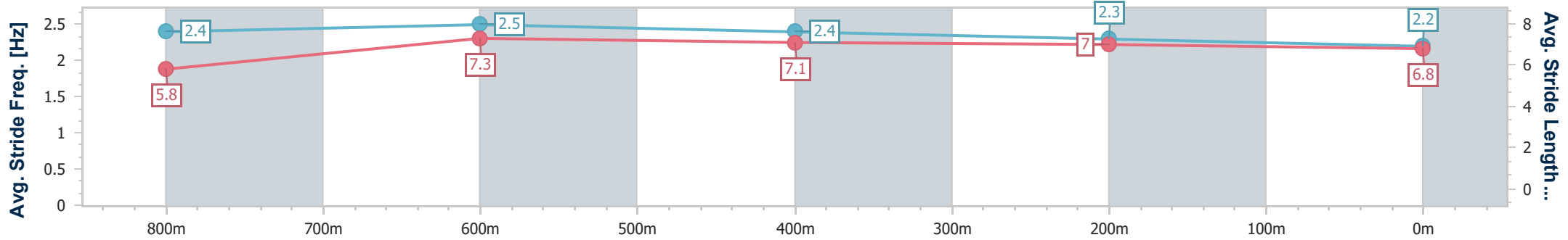
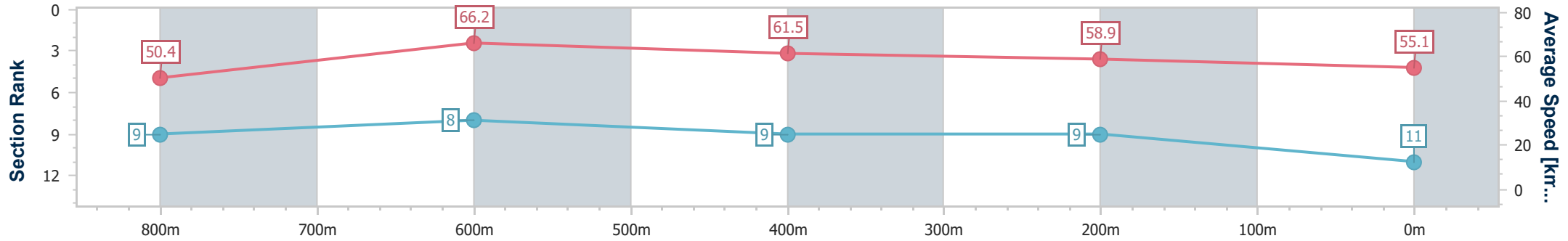
Toowoomba QLD Professional
 Race 5: RDO EQUIPMENT JOHN DEERE LAWN CARE QTIS
 Three-Years-Old Maiden Handicap - 1000m



02 December 2023 - 19:40

Track Rating: Good 4, Weather: Fine, Rail Position: +2m Entire

Section	Overall	800m	600m	400m	200m
Section Times	1:02.44 [11] (0:14.41)	0:48.03 [9] (0:10.94)	0:37.09 [8] (0:11.76)	0:25.33 [9] (0:12.27)	0:13.06 [9] (0:13.06)
Average Speed [km/h]	50.4	66.2	61.5	58.9	55.1
Top Speed [km/h]	67.2	67.5	64.6	61.9	57.5
Avg. Dist. to Rail [m]	4.5	1.7	1.4	1.5	2.2
Avg. Stride Freq. [Hz]	2.4	2.5	2.4	2.3	2.2
Avg. Stride Length [m]	5.8	7.3	7.1	7.0	6.8



- [] Ranking at each section and finish
- .-.- No data available at this section
- NA No data available