



# Sunshine Coast QLD Professional

## Race 6: The Surf Club Mooloolaba Class 1 Handicap - 1600m

03 December 2023 - 16:36



Track Rating: Soft 6, Weather: Scattered Clouds, Rail Position: +5m Entire

| Section     |   | Overall              | 1400m                | 1200m                | 1000m                    | 800m                     | 600m                     | 400m                     | Last 600m                |                          |                          |         |                        |
|-------------|---|----------------------|----------------------|----------------------|--------------------------|--------------------------|--------------------------|--------------------------|--------------------------|--------------------------|--------------------------|---------|------------------------|
| Field Times |   | 1:37.62<br>(0:12.43) | 1:25.19<br>(0:11.63) | 1:13.56<br>(0:12.45) | 1:01.11<br>(0:12.68)     | 0:48.43<br>(0:12.84)     | 0:35.59<br>(0:12.17)     | 0:23.42<br>(0:11.38)     | 0:35.59                  |                          |                          |         |                        |
| Rank        | TAB Horse/Jockey                          | Barrier              | Top Speed [km/h]     | Fastest Section      |                          |                          |                          |                          |                          |                          |                          |         | Distance Travelled [m] |
| 1           | 1 <b>DEMON DARB</b><br>Mark Du Plessis    | 7                    | 65.2<br>400m         | 0:11.16<br>400m      | 1:37.62 [1]<br>(0:12.59) | 1:25.03 [3]<br>(0:11.69) | 1:13.34 [2]<br>(0:12.38) | 1:00.96 [2]<br>(0:12.77) | 0:48.19 [2]<br>(0:12.88) | 0:35.31 [2]<br>(0:12.11) | 0:23.20 [2]<br>(0:11.16) | 0:35.31 |                        |
| 2           | 2 <b>SIR RANDOLPH</b><br>Bailey Wheeler   | 12                   | 65.9<br>1400m        | 0:11.46<br>400m      | 1:37.80 [2]<br>(0:12.43) | 1:25.37 [1]<br>(0:11.63) | 1:13.74 [1]<br>(0:12.45) | 1:01.29 [1]<br>(0:12.68) | 0:48.61 [1]<br>(0:12.84) | 0:35.77 [1]<br>(0:12.17) | 0:23.60 [1]<br>(0:11.46) | 0:35.77 | -5                     |
| 3           | 3 <b>DARK CHILL</b><br>Ben Thompson       | 10                   | 65.3<br>400m         | 0:11.34<br>400m      | 1:38.09 [3]<br>(0:12.79) | 1:25.30 [5]<br>(0:11.72) | 1:13.58 [4]<br>(0:12.41) | 1:01.17 [4]<br>(0:12.70) | 0:48.47 [3]<br>(0:12.90) | 0:35.57 [3]<br>(0:12.08) | 0:23.49 [3]<br>(0:11.34) | 0:35.57 | +0                     |
| 4           | 11 <b>PAPAL MISS</b><br>Michael Cahill    | 6                    | 64.9<br>400m         | 0:11.24<br>400m      | 1:38.48 [4]<br>(0:12.95) | 1:25.53 [6]<br>(0:11.95) | 1:13.58 [7]<br>(0:12.72) | 1:00.86 [8]<br>(0:12.74) | 0:48.12 [8]<br>(0:12.70) | 0:35.42 [8]<br>(0:12.23) | 0:23.19 [8]<br>(0:11.24) | 0:35.42 | +1                     |
| 5           | 7 <b>ASTERN VILLA</b><br>Luke Tarrant     | 9                    | 63.4<br>400m         | 0:11.51<br>400m      | 1:38.52 [5]<br>(0:12.72) | 1:25.80 [4]<br>(0:11.82) | 1:13.98 [5]<br>(0:12.57) | 1:01.41 [5]<br>(0:12.70) | 0:48.71 [5]<br>(0:12.88) | 0:35.83 [5]<br>(0:12.29) | 0:23.54 [5]<br>(0:11.51) | 0:35.83 | -1                     |
| 6           | 9 <b>ROCK WAR</b><br>Robbie Dolan         | 11                   | 63.5<br>Overall      | 0:11.52<br>400m      | 1:38.63 [6]<br>(0:13.03) | 1:25.60 [7]<br>(0:11.83) | 1:13.77 [6]<br>(0:12.49) | 1:01.28 [6]<br>(0:12.67) | 0:48.61 [6]<br>(0:12.88) | 0:35.73 [6]<br>(0:12.14) | 0:23.59 [6]<br>(0:11.52) | 0:35.73 | +2                     |
| 7           | 6 <b>PEDAL TO THE METAL</b><br>Emily Lang | 1                    | 64.5<br>1400m        | 0:11.66<br>400m      | 1:39.07 [7]<br>(0:12.54) | 1:26.53 [2]<br>(0:11.90) | 1:14.63 [3]<br>(0:12.47) | 1:02.16 [3]<br>(0:12.75) | 0:49.41 [4]<br>(0:12.90) | 0:36.51 [4]<br>(0:12.33) | 0:24.18 [4]<br>(0:11.66) | 0:36.51 | -2                     |
| 8           | 12 <b>MOTTRAM</b><br>Samantha Collett     | 8                    | 64.2<br>400m         | 0:11.53<br>400m      | 1:39.08 [8]<br>(0:13.27) | 1:25.81 [8]<br>(0:11.82) | 1:13.99 [8]<br>(0:12.49) | 1:01.50 [7]<br>(0:12.64) | 0:48.86 [7]<br>(0:12.73) | 0:36.13 [7]<br>(0:12.21) | 0:23.92 [7]<br>(0:11.53) | 0:36.13 | +2                     |

Scratched: Dunzooming (#4), Enviale (#5), Cannon Hill (#8), Navy Black (#10)

[ ] Ranking at each section and finish  
 -:-:- No data available at this section  
 NA No data available

SCN Saddle cloth number  
 DNF Did not finish  
 DNT Did not track



# Sunshine Coast QLD Professional

## Race 6: The Surf Club Mooloolaba Class 1 Handicap - 1600m

03 December 2023 - 16:36



Track Rating: Soft 6, Weather: Scattered Clouds, Rail Position: +5m Entire

| Section     |     |   |         |                  |                 |                          | 200m    |  |  | Last 600m              |    |
|-------------|-----|---|---------|------------------|-----------------|--------------------------|---------|--|--|------------------------|----|
| Field Times |     |   |         |                  |                 |                          | 0:12.04 |  |  | 0:35.59                |    |
|             |     |   |         |                  |                 | (0:12.04)                |         |  |  |                        |    |
| Rank        | TAB | Horse/Jockey                            | Barrier | Top Speed [km/h] | Fastest Section | Margin                   |         |  |  | Distance Travelled [m] |    |
| 1           | 1   | <b>DEMON DARB</b><br>Mark Du Plessis    | 7       | 65.2<br>400m     | 0:11.16<br>400m | 0:12.04 [1]<br>(0:12.04) | 1:37.62 |  |  | 0:35.31                |    |
| 2           | 2   | <b>SIR RANDOLPH</b><br>Bailey Wheeler   | 12      | 65.9<br>1400m    | 0:11.46<br>400m | 0:12.14 [2]<br>(0:12.14) | 1L      |  |  | 0:35.77                | -5 |
| 3           | 3   | <b>DARK CHILL</b><br>Ben Thompson       | 10      | 65.3<br>400m     | 0:11.34<br>400m | 0:12.15 [3]<br>(0:12.15) | 2.5L    |  |  | 0:35.57                | +0 |
| 4           | 11  | <b>PAPAL MISS</b><br>Michael Cahill     | 6       | 64.9<br>400m     | 0:11.24<br>400m | 0:11.95 [5]<br>(0:11.95) | 4.8L    |  |  | 0:35.42                | +1 |
| 5           | 7   | <b>ASTER N VILLA</b><br>Luke Tarrant    | 9       | 63.4<br>400m     | 0:11.51<br>400m | 0:12.03 [4]<br>(0:12.03) | 5L      |  |  | 0:35.83                | -1 |
| 6           | 9   | <b>ROCK WAR</b><br>Robbie Dolan         | 11      | 63.5<br>Overall  | 0:11.52<br>400m | 0:12.07 [7]<br>(0:12.07) | 5.5L    |  |  | 0:35.73                | +2 |
| 7           | 6   | <b>PEDAL TO THE METAL</b><br>Emily Lang | 1       | 64.5<br>1400m    | 0:11.66<br>400m | 0:12.52 [6]<br>(0:12.52) | 8L      |  |  | 0:36.51                | -2 |
| 8           | 12  | <b>MOTTRAM</b><br>Samantha Collett      | 8       | 64.2<br>400m     | 0:11.53<br>400m | 0:12.39 [8]<br>(0:12.39) | 8.1L    |  |  | 0:36.13                | +2 |

Scratched: Dunzooming (#4), Enviaible (#5), Cannon Hill (#8), Navy Black (#10)

[ ] Ranking at each section and finish  
 -:-:- No data available at this section  
 NA No data available

SCN Saddle cloth number  
 DNF Did not finish  
 DNT Did not track



|                                |                |
|--------------------------------|----------------|
| Horse/Jockey Name              | Demon Darb     |
| Final Rank                     | 1              |
| Fastest Section Time (Section) | 0:11.16 (400m) |
| Top Speed [km/h] (Section)     | 65.2 (400m)    |
| Race State                     | Finished       |



Sunshine Coast QLD Professional

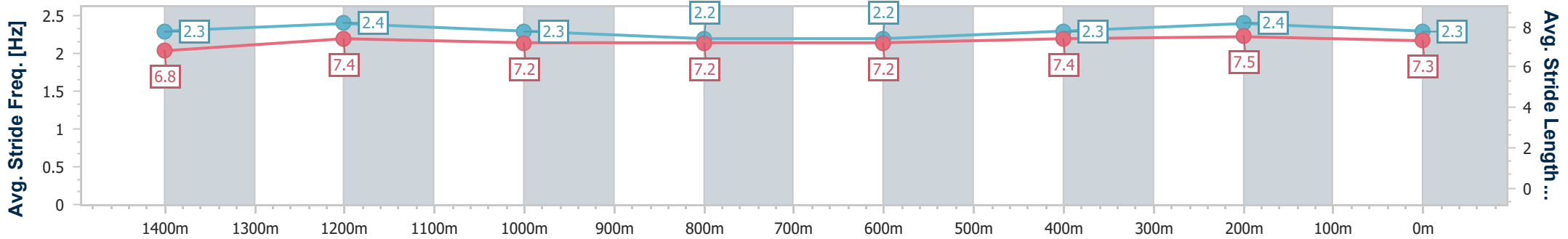
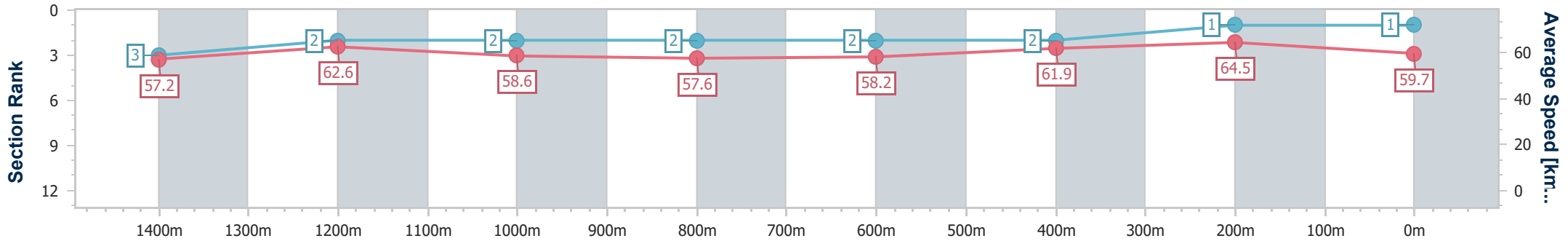
Race 6: The Surf Club Mooloolaba Class 1 Handicap - 1600m



03 December 2023 - 16:36

Track Rating: Soft 6, Weather: Scattered Clouds, Rail Position: +5m Entire

| Section                | Overall                  | 1400m                    | 1200m                    | 1000m                    | 800m                     | 600m                     | 400m                     | 200m                     |  |  |  |  |  |  |
|------------------------|--------------------------|--------------------------|--------------------------|--------------------------|--------------------------|--------------------------|--------------------------|--------------------------|--|--|--|--|--|--|
| Section Times          | 1:37.62 [1]<br>(0:12.59) | 1:25.03 [3]<br>(0:11.69) | 1:13.34 [2]<br>(0:12.38) | 1:00.96 [2]<br>(0:12.77) | 0:48.19 [2]<br>(0:12.88) | 0:35.31 [2]<br>(0:12.11) | 0:23.20 [2]<br>(0:11.16) | 0:12.04 [1]<br>(0:12.04) |  |  |  |  |  |  |
| Average Speed [km/h]   | 57.2                     | 62.6                     | 58.6                     | 57.6                     | 58.2                     | 61.9                     | 64.5                     | 59.7                     |  |  |  |  |  |  |
| Top Speed [km/h]       | 63.0                     | 63.6                     | 60.2                     | 58.0                     | 59.6                     | 63.8                     | 65.2                     | 63.0                     |  |  |  |  |  |  |
| Avg. Dist. to Rail [m] | 8.8                      | 7.6                      | 7.3                      | 7.7                      | 7.3                      | 6.4                      | 6.9                      | 7.3                      |  |  |  |  |  |  |
| Avg. Stride Freq. [Hz] | 2.3                      | 2.4                      | 2.3                      | 2.2                      | 2.2                      | 2.3                      | 2.4                      | 2.3                      |  |  |  |  |  |  |
| Avg. Stride Length [m] | 6.8                      | 7.4                      | 7.2                      | 7.2                      | 7.2                      | 7.4                      | 7.5                      | 7.3                      |  |  |  |  |  |  |



- [ ] Ranking at each section and finish
- .-.- No data available at this section
- NA No data available



|                                |                |
|--------------------------------|----------------|
| Horse/Jockey Name              | Sir Randolph   |
| Final Rank                     | 2              |
| Fastest Section Time (Section) | 0:11.46 (400m) |
| Top Speed [km/h] (Section)     | 65.9 (1400m)   |
| Race State                     | Finished       |



Sunshine Coast QLD Professional

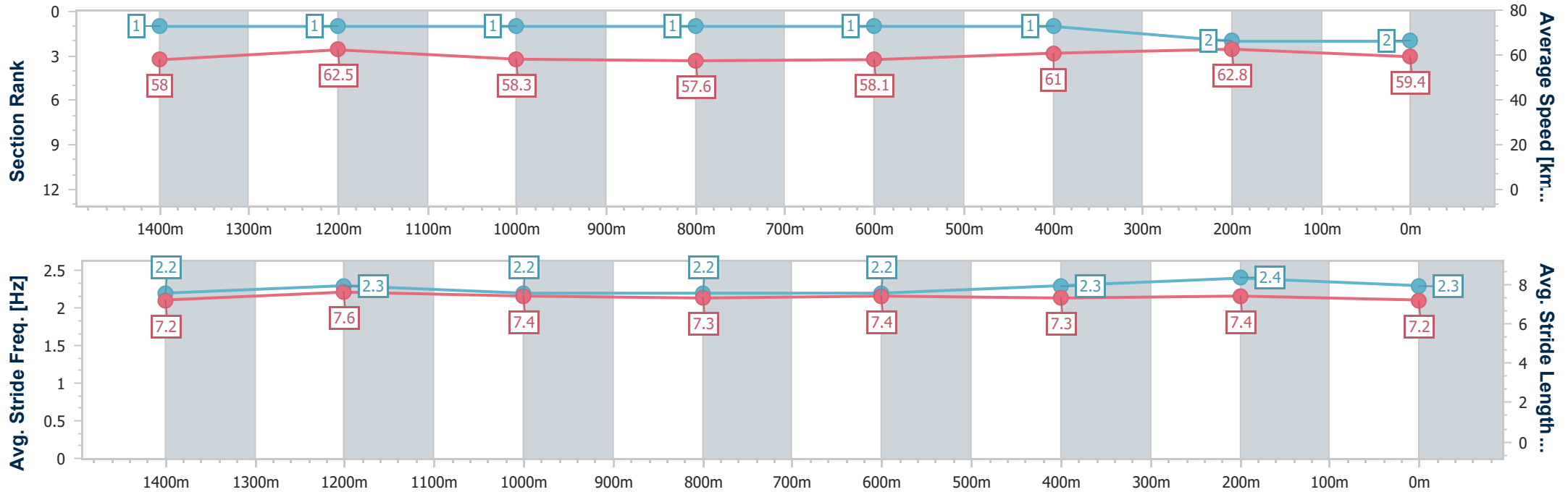
Race 6: The Surf Club Mooloolaba Class 1 Handicap - 1600m



03 December 2023 - 16:36

Track Rating: Soft 6, Weather: Scattered Clouds, Rail Position: +5m Entire

| Section                | Overall                  | 1400m                    | 1200m                    | 1000m                    | 800m                     | 600m                     | 400m                     | 200m                     |  |  |  |  |  |  |
|------------------------|--------------------------|--------------------------|--------------------------|--------------------------|--------------------------|--------------------------|--------------------------|--------------------------|--|--|--|--|--|--|
| Section Times          | 1:37.80 [2]<br>(0:12.43) | 1:25.37 [1]<br>(0:11.63) | 1:13.74 [1]<br>(0:12.45) | 1:01.29 [1]<br>(0:12.68) | 0:48.61 [1]<br>(0:12.84) | 0:35.77 [1]<br>(0:12.17) | 0:23.60 [1]<br>(0:11.46) | 0:12.14 [2]<br>(0:12.14) |  |  |  |  |  |  |
| Average Speed [km/h]   | 58.0                     | 62.5                     | 58.3                     | 57.6                     | 58.1                     | 61.0                     | 62.8                     | 59.4                     |  |  |  |  |  |  |
| Top Speed [km/h]       | 65.7                     | 65.9                     | 59.6                     | 58.1                     | 60.0                     | 63.5                     | 63.7                     | 61.7                     |  |  |  |  |  |  |
| Avg. Dist. to Rail [m] | 13.4                     | 7.0                      | 5.8                      | 5.4                      | 5.8                      | 5.8                      | 6.5                      | 6.3                      |  |  |  |  |  |  |
| Avg. Stride Freq. [Hz] | 2.2                      | 2.3                      | 2.2                      | 2.2                      | 2.2                      | 2.3                      | 2.4                      | 2.3                      |  |  |  |  |  |  |
| Avg. Stride Length [m] | 7.2                      | 7.6                      | 7.4                      | 7.3                      | 7.4                      | 7.3                      | 7.4                      | 7.2                      |  |  |  |  |  |  |



- [ ] Ranking at each section and finish
- .-.- No data available at this section
- NA No data available



|                                |                |
|--------------------------------|----------------|
| Horse/Jockey Name              | Dark Chill     |
| Final Rank                     | 3              |
| Fastest Section Time (Section) | 0:11.34 (400m) |
| Top Speed [km/h] (Section)     | 65.3 (400m)    |
| Race State                     | Finished       |



Sunshine Coast QLD Professional

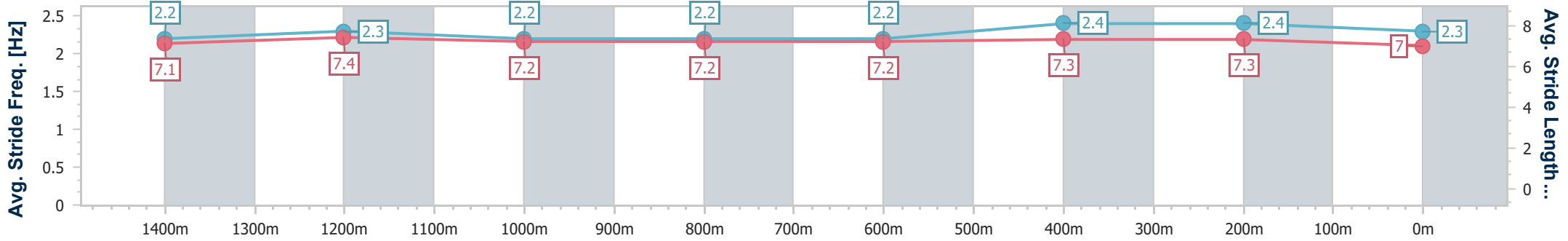
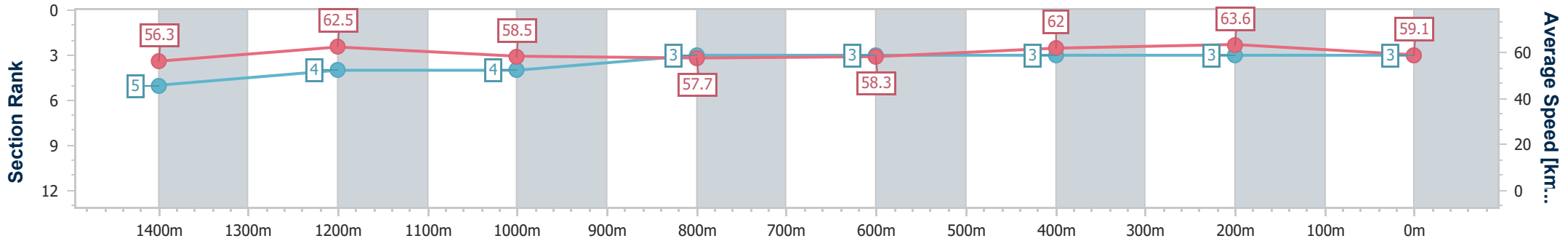
Race 6: The Surf Club Mooloolaba Class 1 Handicap - 1600m



03 December 2023 - 16:36

Track Rating: Soft 6, Weather: Scattered Clouds, Rail Position: +5m Entire

| Section                | Overall                  | 1400m                    | 1200m                    | 1000m                    | 800m                     | 600m                     | 400m                     | 200m                     |  |  |  |  |  |  |
|------------------------|--------------------------|--------------------------|--------------------------|--------------------------|--------------------------|--------------------------|--------------------------|--------------------------|--|--|--|--|--|--|
| Section Times          | 1:38.09 [3]<br>(0:12.79) | 1:25.30 [5]<br>(0:11.72) | 1:13.58 [4]<br>(0:12.41) | 1:01.17 [4]<br>(0:12.70) | 0:48.47 [3]<br>(0:12.90) | 0:35.57 [3]<br>(0:12.08) | 0:23.49 [3]<br>(0:11.34) | 0:12.15 [3]<br>(0:12.15) |  |  |  |  |  |  |
| Average Speed [km/h]   | 56.3                     | 62.5                     | 58.5                     | 57.7                     | 58.3                     | 62.0                     | 63.6                     | 59.1                     |  |  |  |  |  |  |
| Top Speed [km/h]       | 62.2                     | 62.8                     | 60.4                     | 58.3                     | 60.2                     | 63.4                     | 65.3                     | 62.3                     |  |  |  |  |  |  |
| Avg. Dist. to Rail [m] | 11.0                     | 7.4                      | 7.5                      | 7.5                      | 7.2                      | 6.7                      | 9.1                      | 10.7                     |  |  |  |  |  |  |
| Avg. Stride Freq. [Hz] | 2.2                      | 2.3                      | 2.2                      | 2.2                      | 2.2                      | 2.4                      | 2.4                      | 2.3                      |  |  |  |  |  |  |
| Avg. Stride Length [m] | 7.1                      | 7.4                      | 7.2                      | 7.2                      | 7.2                      | 7.3                      | 7.3                      | 7.0                      |  |  |  |  |  |  |



- [ ] Ranking at each section and finish
- .-.- No data available at this section
- NA No data available



|                                |                |
|--------------------------------|----------------|
| Horse/Jockey Name              | Papal Miss     |
| Final Rank                     | 4              |
| Fastest Section Time (Section) | 0:11.24 (400m) |
| Top Speed [km/h] (Section)     | 64.9 (400m)    |
| Race State                     | Finished       |



### Sunshine Coast QLD Professional

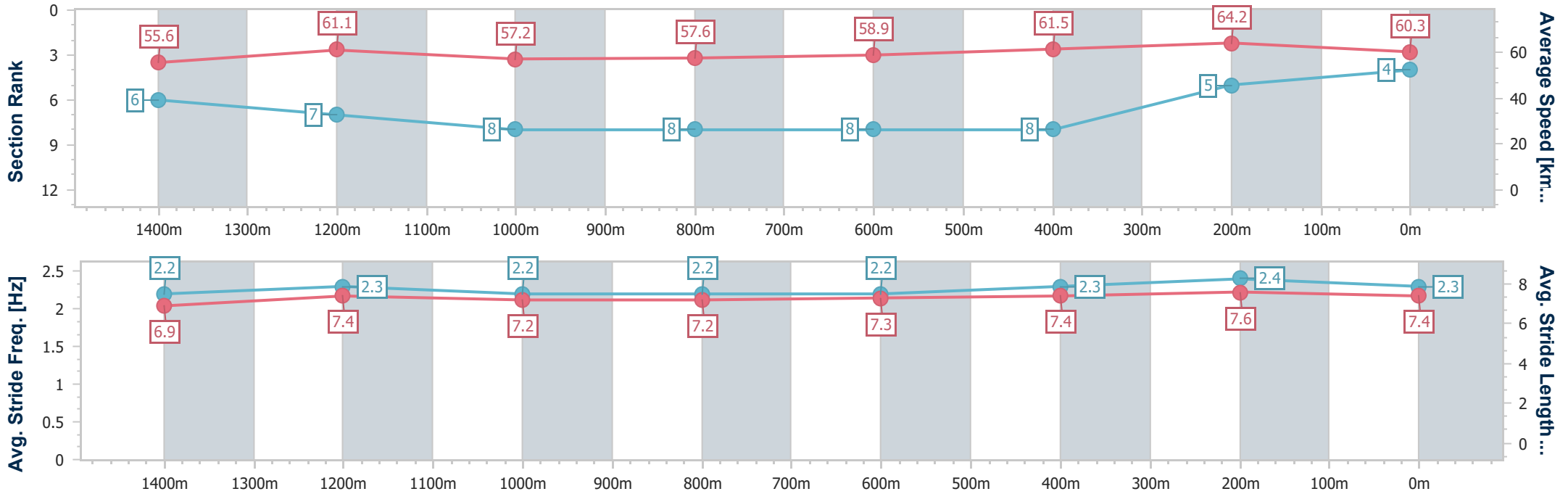
Race 6: The Surf Club Mooloolaba Class 1 Handicap - 1600m



03 December 2023 - 16:36

Track Rating: Soft 6, Weather: Scattered Clouds, Rail Position: +5m Entire

| Section                | Overall                  | 1400m                    | 1200m                    | 1000m                    | 800m                     | 600m                     | 400m                     | 200m                     |  |  |  |  |  |  |
|------------------------|--------------------------|--------------------------|--------------------------|--------------------------|--------------------------|--------------------------|--------------------------|--------------------------|--|--|--|--|--|--|
| Section Times          | 1:38.48 [4]<br>(0:12.95) | 1:25.53 [6]<br>(0:11.95) | 1:13.58 [7]<br>(0:12.72) | 1:00.86 [8]<br>(0:12.74) | 0:48.12 [8]<br>(0:12.70) | 0:35.42 [8]<br>(0:12.23) | 0:23.19 [8]<br>(0:11.24) | 0:11.95 [5]<br>(0:11.95) |  |  |  |  |  |  |
| Average Speed [km/h]   | 55.6                     | 61.1                     | 57.2                     | 57.6                     | 58.9                     | 61.5                     | 64.2                     | 60.3                     |  |  |  |  |  |  |
| Top Speed [km/h]       | 63.4                     | 62.7                     | 59.2                     | 59.3                     | 59.9                     | 63.3                     | 64.9                     | 63.4                     |  |  |  |  |  |  |
| Avg. Dist. to Rail [m] | 8.4                      | 7.2                      | 7.1                      | 7.2                      | 6.9                      | 7.3                      | 10.1                     | 11.5                     |  |  |  |  |  |  |
| Avg. Stride Freq. [Hz] | 2.2                      | 2.3                      | 2.2                      | 2.2                      | 2.2                      | 2.3                      | 2.4                      | 2.3                      |  |  |  |  |  |  |
| Avg. Stride Length [m] | 6.9                      | 7.4                      | 7.2                      | 7.2                      | 7.3                      | 7.4                      | 7.6                      | 7.4                      |  |  |  |  |  |  |



- [ ] Ranking at each section and finish
- .-.- No data available at this section
- NA No data available



|                                |                |
|--------------------------------|----------------|
| Horse/Jockey Name              | Astern Villa   |
| Final Rank                     | 5              |
| Fastest Section Time (Section) | 0:11.51 (400m) |
| Top Speed [km/h] (Section)     | 63.4 (400m)    |
| Race State                     | Finished       |



Sunshine Coast QLD Professional

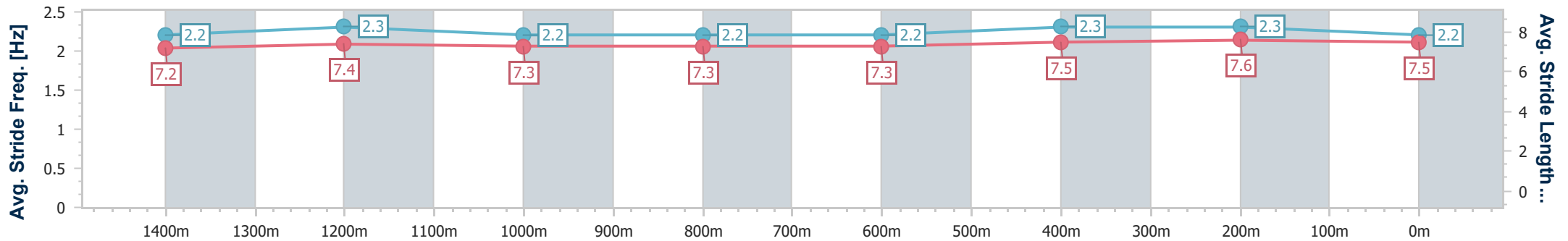
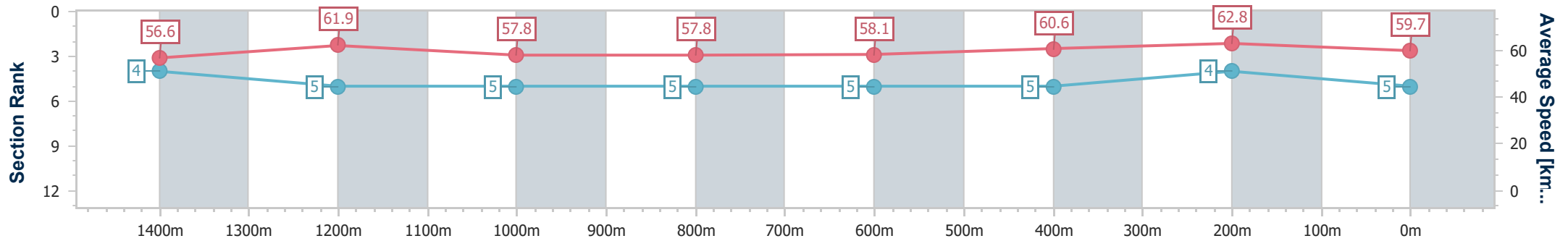
Race 6: The Surf Club Mooloolaba Class 1 Handicap - 1600m



03 December 2023 - 16:36

Track Rating: Soft 6, Weather: Scattered Clouds, Rail Position: +5m Entire

| Section                | Overall                  | 1400m                    | 1200m                    | 1000m                    | 800m                     | 600m                     | 400m                     | 200m                     |  |  |  |  |  |  |
|------------------------|--------------------------|--------------------------|--------------------------|--------------------------|--------------------------|--------------------------|--------------------------|--------------------------|--|--|--|--|--|--|
| Section Times          | 1:38.52 [5]<br>(0:12.72) | 1:25.80 [4]<br>(0:11.82) | 1:13.98 [5]<br>(0:12.57) | 1:01.41 [5]<br>(0:12.70) | 0:48.71 [5]<br>(0:12.88) | 0:35.83 [5]<br>(0:12.29) | 0:23.54 [5]<br>(0:11.51) | 0:12.03 [4]<br>(0:12.03) |  |  |  |  |  |  |
| Average Speed [km/h]   | 56.6                     | 61.9                     | 57.8                     | 57.8                     | 58.1                     | 60.6                     | 62.8                     | 59.7                     |  |  |  |  |  |  |
| Top Speed [km/h]       | 62.4                     | 63.0                     | 58.2                     | 58.4                     | 59.8                     | 61.5                     | 63.4                     | 62.4                     |  |  |  |  |  |  |
| Avg. Dist. to Rail [m] | 10.7                     | 7.3                      | 7.1                      | 7.0                      | 6.9                      | 6.1                      | 7.4                      | 8.7                      |  |  |  |  |  |  |
| Avg. Stride Freq. [Hz] | 2.2                      | 2.3                      | 2.2                      | 2.2                      | 2.2                      | 2.3                      | 2.3                      | 2.2                      |  |  |  |  |  |  |
| Avg. Stride Length [m] | 7.2                      | 7.4                      | 7.3                      | 7.3                      | 7.3                      | 7.5                      | 7.6                      | 7.5                      |  |  |  |  |  |  |



- [ ] Ranking at each section and finish
- .-.-.- No data available at this section
- NA No data available



|                                |                |
|--------------------------------|----------------|
| Horse/Jockey Name              | Rock War       |
| Final Rank                     | 6              |
| Fastest Section Time (Section) | 0:11.52 (400m) |
| Top Speed [km/h] (Section)     | 63.5 (Overall) |
| Race State                     | Finished       |



Sunshine Coast QLD Professional

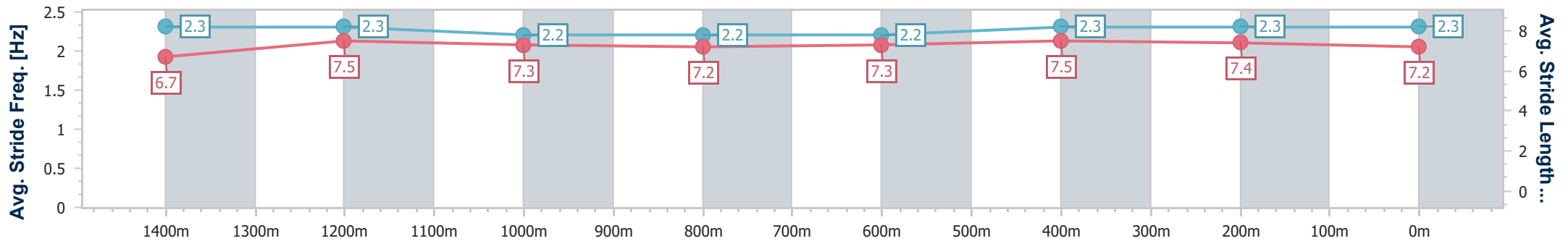
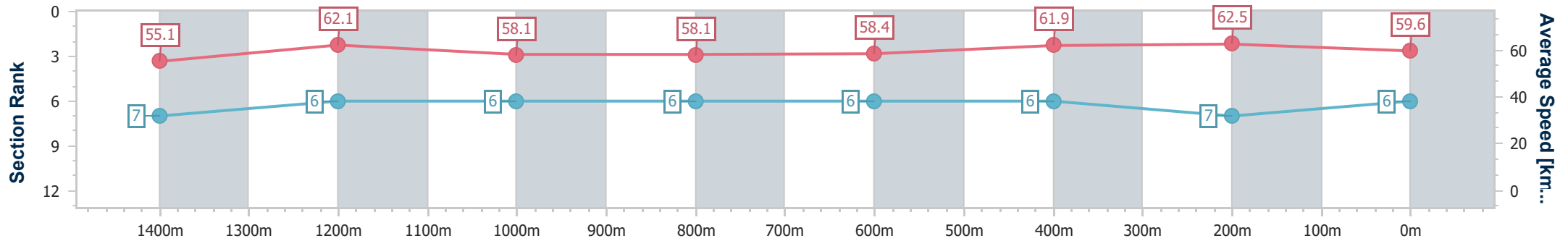
Race 6: The Surf Club Mooloolaba Class 1 Handicap - 1600m



03 December 2023 - 16:36

Track Rating: Soft 6, Weather: Scattered Clouds, Rail Position: +5m Entire

| Section                | Overall                  | 1400m                    | 1200m                    | 1000m                    | 800m                     | 600m                     | 400m                     | 200m                     |  |  |  |  |  |  |
|------------------------|--------------------------|--------------------------|--------------------------|--------------------------|--------------------------|--------------------------|--------------------------|--------------------------|--|--|--|--|--|--|
| Section Times          | 1:38.63 [6]<br>(0:13.03) | 1:25.60 [7]<br>(0:11.83) | 1:13.77 [6]<br>(0:12.49) | 1:01.28 [6]<br>(0:12.67) | 0:48.61 [6]<br>(0:12.88) | 0:35.73 [6]<br>(0:12.14) | 0:23.59 [6]<br>(0:11.52) | 0:12.07 [7]<br>(0:12.07) |  |  |  |  |  |  |
| Average Speed [km/h]   | 55.1                     | 62.1                     | 58.1                     | 58.1                     | 58.4                     | 61.9                     | 62.5                     | 59.6                     |  |  |  |  |  |  |
| Top Speed [km/h]       | 63.5                     | 62.6                     | 61.0                     | 59.3                     | 59.5                     | 63.0                     | 63.3                     | 62.1                     |  |  |  |  |  |  |
| Avg. Dist. to Rail [m] | 11.6                     | 8.0                      | 7.9                      | 7.7                      | 7.7                      | 7.1                      | 9.9                      | 10.3                     |  |  |  |  |  |  |
| Avg. Stride Freq. [Hz] | 2.3                      | 2.3                      | 2.2                      | 2.2                      | 2.2                      | 2.3                      | 2.3                      | 2.3                      |  |  |  |  |  |  |
| Avg. Stride Length [m] | 6.7                      | 7.5                      | 7.3                      | 7.2                      | 7.3                      | 7.5                      | 7.4                      | 7.2                      |  |  |  |  |  |  |



- [ ] Ranking at each section and finish
- .-.- No data available at this section
- NA No data available





|                                |                    |
|--------------------------------|--------------------|
| Horse/Jockey Name              | Pedal To The Metal |
| Final Rank                     | 7                  |
| Fastest Section Time (Section) | 0:11.66 (400m)     |
| Top Speed [km/h] (Section)     | 64.5 (1400m)       |
| Race State                     | Finished           |



Sunshine Coast QLD Professional

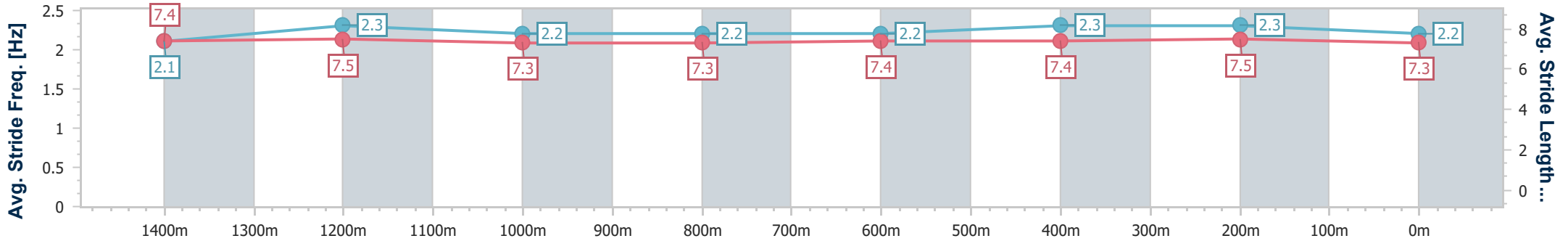
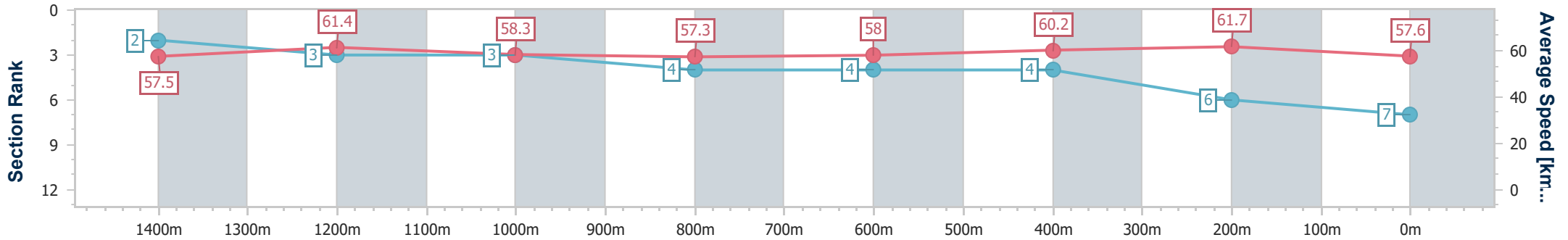
Race 6: The Surf Club Mooloolaba Class 1 Handicap - 1600m



03 December 2023 - 16:36

Track Rating: Soft 6, Weather: Scattered Clouds, Rail Position: +5m Entire

| Section                | Overall                  | 1400m                    | 1200m                    | 1000m                    | 800m                     | 600m                     | 400m                     | 200m                     |  |  |  |  |  |  |
|------------------------|--------------------------|--------------------------|--------------------------|--------------------------|--------------------------|--------------------------|--------------------------|--------------------------|--|--|--|--|--|--|
| Section Times          | 1:39.07 [7]<br>(0:12.54) | 1:26.53 [2]<br>(0:11.90) | 1:14.63 [3]<br>(0:12.47) | 1:02.16 [3]<br>(0:12.75) | 0:49.41 [4]<br>(0:12.90) | 0:36.51 [4]<br>(0:12.33) | 0:24.18 [4]<br>(0:11.66) | 0:12.52 [6]<br>(0:12.52) |  |  |  |  |  |  |
| Average Speed [km/h]   | 57.5                     | 61.4                     | 58.3                     | 57.3                     | 58.0                     | 60.2                     | 61.7                     | 57.6                     |  |  |  |  |  |  |
| Top Speed [km/h]       | 63.4                     | 64.5                     | 59.2                     | 57.9                     | 59.0                     | 61.0                     | 63.2                     | 61.8                     |  |  |  |  |  |  |
| Avg. Dist. to Rail [m] | 8.1                      | 7.8                      | 7.7                      | 7.3                      | 5.9                      | 5.4                      | 6.8                      | 7.7                      |  |  |  |  |  |  |
| Avg. Stride Freq. [Hz] | 2.1                      | 2.3                      | 2.2                      | 2.2                      | 2.2                      | 2.3                      | 2.3                      | 2.2                      |  |  |  |  |  |  |
| Avg. Stride Length [m] | 7.4                      | 7.5                      | 7.3                      | 7.3                      | 7.4                      | 7.4                      | 7.5                      | 7.3                      |  |  |  |  |  |  |



- [ ] Ranking at each section and finish
- .-.- No data available at this section
- NA No data available



|                                |                |
|--------------------------------|----------------|
| Horse/Jockey Name              | Mottram        |
| Final Rank                     | 8              |
| Fastest Section Time (Section) | 0:11.53 (400m) |
| Top Speed [km/h] (Section)     | 64.2 (400m)    |
| Race State                     | Finished       |



Sunshine Coast QLD Professional

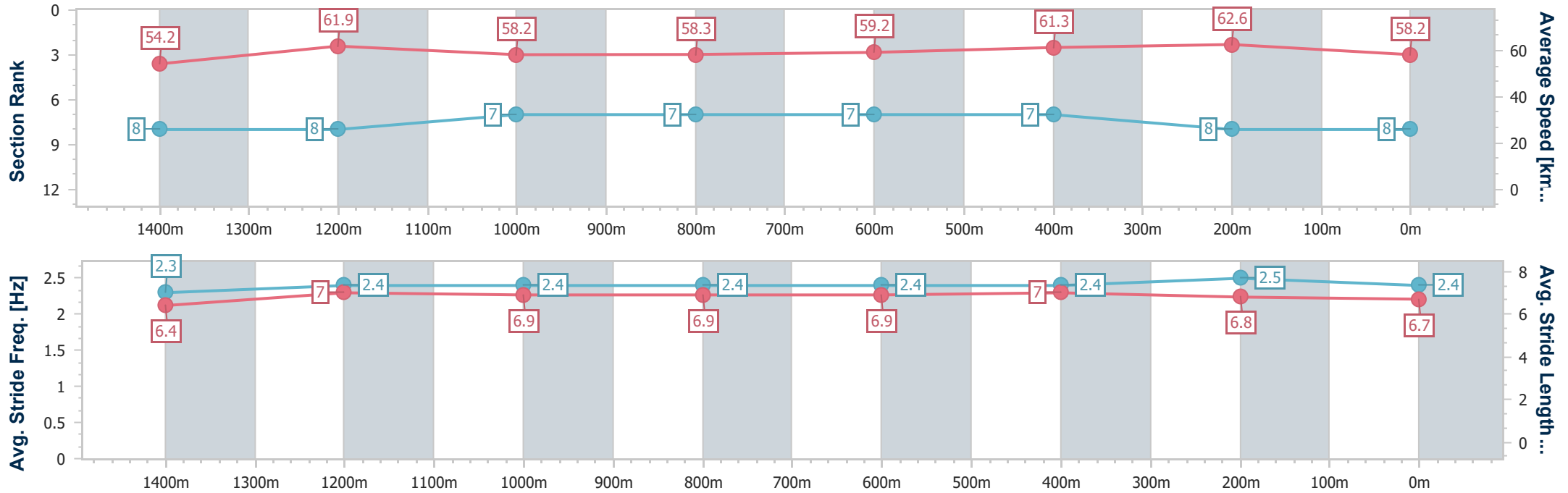
Race 6: The Surf Club Mooloolaba Class 1 Handicap - 1600m



03 December 2023 - 16:36

Track Rating: Soft 6, Weather: Scattered Clouds, Rail Position: +5m Entire

| Section                | Overall                  | 1400m                    | 1200m                    | 1000m                    | 800m                     | 600m                     | 400m                     | 200m                     |
|------------------------|--------------------------|--------------------------|--------------------------|--------------------------|--------------------------|--------------------------|--------------------------|--------------------------|
| Section Times          | 1:39.08 [8]<br>(0:13.27) | 1:25.81 [8]<br>(0:11.82) | 1:13.99 [8]<br>(0:12.49) | 1:01.50 [7]<br>(0:12.64) | 0:48.86 [7]<br>(0:12.73) | 0:36.13 [7]<br>(0:12.21) | 0:23.92 [7]<br>(0:11.53) | 0:12.39 [8]<br>(0:12.39) |
| Average Speed [km/h]   | 54.2                     | 61.9                     | 58.2                     | 58.3                     | 59.2                     | 61.3                     | 62.6                     | 58.2                     |
| Top Speed [km/h]       | 62.8                     | 62.9                     | 60.1                     | 59.8                     | 60.7                     | 62.7                     | 64.2                     | 61.2                     |
| Avg. Dist. to Rail [m] | 9.7                      | 7.6                      | 8.1                      | 7.8                      | 7.9                      | 7.2                      | 10.7                     | 12.7                     |
| Avg. Stride Freq. [Hz] | 2.3                      | 2.4                      | 2.4                      | 2.4                      | 2.4                      | 2.4                      | 2.5                      | 2.4                      |
| Avg. Stride Length [m] | 6.4                      | 7.0                      | 6.9                      | 6.9                      | 6.9                      | 7.0                      | 6.8                      | 6.7                      |



- [ ] Ranking at each section and finish
- .-.- No data available at this section
- NA No data available