



**Sunshine Coast QLD Professional**  
**Race 7: Kevlacat Power Boats AUS BM62 Handicap - 1200m**  
**03 December 2023 - 17:07**



Track Rating: Soft 6, Weather: Scattered Clouds, Rail Position: +5m Entire

Section		Overall	1000m	800m	600m	400m	200m	Last 600m					
Field Times		1:13.13 (0:13.76)	0:59.37 (0:12.48)	0:46.89 (0:12.46)	0:34.43 (0:12.05)	0:22.38 (0:11.05)	0:11.33 (0:11.33)	0:34.43					
Rank	TAB Horse/Jockey	Barrier	Top Speed [km/h]	Fastest Section	Margin							Distance Travelled [m]	
1	4 <b>BETTER BE NORDY</b> Robbie Dolan	9	67.8 400m	0:10.85 400m	1:13.13 [1] (0:14.18)	0:58.95 [3] (0:12.42)	0:46.53 [2] (0:12.45)	0:34.08 [2] (0:11.94)	0:22.14 [2] (0:10.85)	0:11.29 [3] (0:11.29)	1:13.13	0:34.08	
2	2 <b>MIO SORRENTO</b> Justin Huxtable	6	67.7 400m	0:10.78 400m	1:13.15 [2] (0:14.09)	0:59.06 [2] (0:12.53)	0:46.53 [3] (0:12.49)	0:34.04 [3] (0:11.91)	0:22.13 [3] (0:10.78)	0:11.35 [1] (0:11.35)	0.1L	0:34.04	+1
3	7 <b>ROMANOVA</b> Craig Robertson	10	66.3 400m	0:11.05 400m	1:13.51 [3] (0:13.76)	0:59.75 [1] (0:12.48)	0:47.27 [1] (0:12.46)	0:34.81 [1] (0:12.05)	0:22.76 [1] (0:11.05)	0:11.71 [2] (0:11.71)	2.1L	0:34.81	+1

Scratched: Carribean King (#1), Money Man (#3), Addriel (#5), Bad Education (#6), Rubaahy (#8), Deep Clean (#9), Birmingham (#10), Sooblond (#11), Zoraydah (#12), Noble Style (#13)

[ ] Ranking at each section and finish  
 -:-:-:- No data available at this section  
 NA No data available

SCN Saddle cloth number  
 DNF Did not finish  
 DNT Did not track



Horse/Jockey Name	Better Be Nordy
Final Rank	1
Fastest Section Time (Section)	0:10.85 (400m)
Top Speed [km/h] (Section)	67.8 (400m)
Race State	Finished



Sunshine Coast QLD Professional

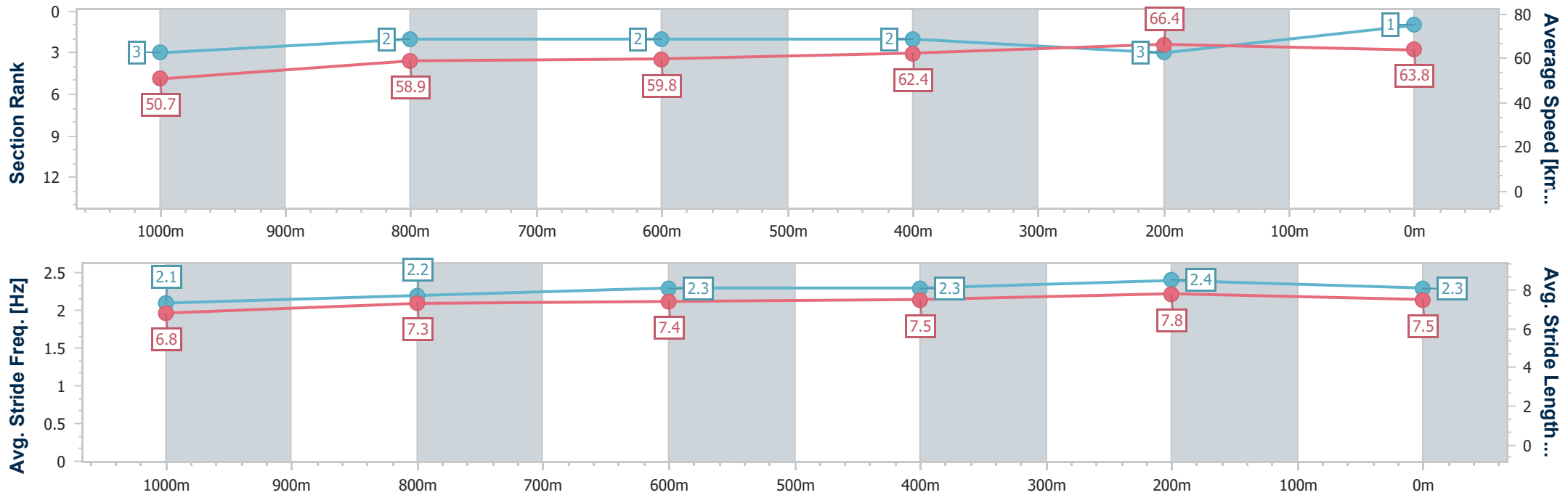
Race 7: Kevlacet Power Boats AUS BM62 Handicap - 1200m



03 December 2023 - 17:07

Track Rating: Soft 6, Weather: Scattered Clouds, Rail Position: +5m Entire

Section	Overall	1000m	800m	600m	400m	200m
Section Times	1:13.13 [1] (0:14.18)	0:58.95 [3] (0:12.42)	0:46.53 [2] (0:12.45)	0:34.08 [2] (0:11.94)	0:22.14 [2] (0:10.85)	0:11.29 [3] (0:11.29)
Average Speed [km/h]	50.7	58.9	59.8	62.4	66.4	63.8
Top Speed [km/h]	59.7	60.1	61.0	64.0	67.8	67.2
Avg. Dist. to Rail [m]	9.3	7.7	5.7	5.8	8.7	7.7
Avg. Stride Freq. [Hz]	2.1	2.2	2.3	2.3	2.4	2.3
Avg. Stride Length [m]	6.8	7.3	7.4	7.5	7.8	7.5



- [ ] Ranking at each section and finish
- .-.- No data available at this section
- NA No data available



Horse/Jockey Name	Mio Sorrento
Final Rank	2
Fastest Section Time (Section)	0:10.78 (400m)
Top Speed [km/h] (Section)	67.7 (400m)
Race State	Finished



Sunshine Coast QLD Professional

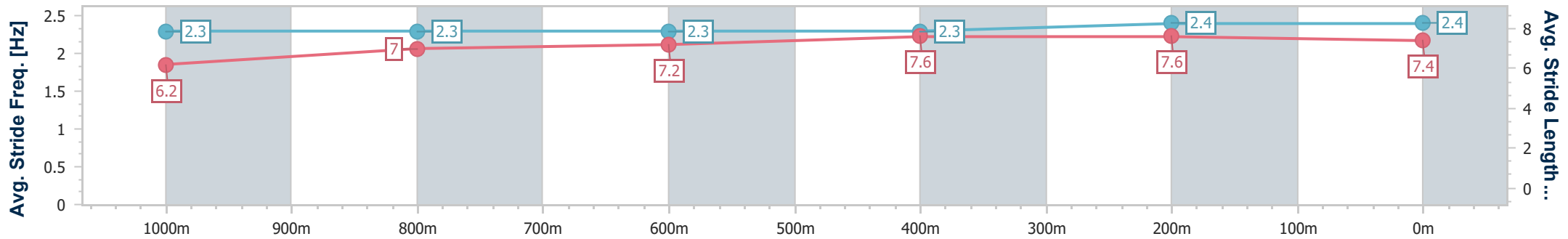
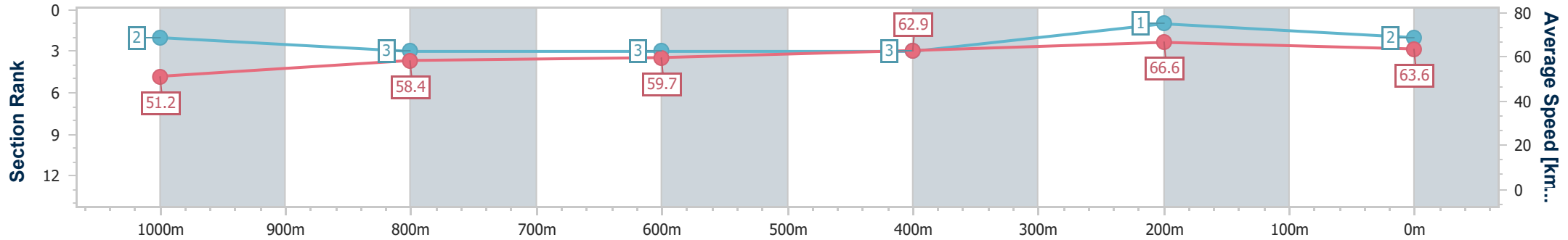
Race 7: Kevlcat Power Boats AUS BM62 Handicap - 1200m



03 December 2023 - 17:07

Track Rating: Soft 6, Weather: Scattered Clouds, Rail Position: +5m Entire

Section	Overall	1000m	800m	600m	400m	200m
Section Times	1:13.15 [2] (0:14.09)	0:59.06 [2] (0:12.53)	0:46.53 [3] (0:12.49)	0:34.04 [3] (0:11.91)	0:22.13 [3] (0:10.78)	0:11.35 [1] (0:11.35)
Average Speed [km/h]	51.2	58.4	59.7	62.9	66.6	63.6
Top Speed [km/h]	57.8	59.4	60.9	64.5	67.7	66.5
Avg. Dist. to Rail [m]	8.0	7.4	6.1	6.1	9.6	8.9
Avg. Stride Freq. [Hz]	2.3	2.3	2.3	2.3	2.4	2.4
Avg. Stride Length [m]	6.2	7.0	7.2	7.6	7.6	7.4



- [ ] Ranking at each section and finish
- .-.- No data available at this section
- NA No data available



Horse/Jockey Name	Romanova
Final Rank	3
Fastest Section Time (Section)	0:11.05 (400m)
Top Speed [km/h] (Section)	66.3 (400m)
Race State	Finished



Sunshine Coast QLD Professional

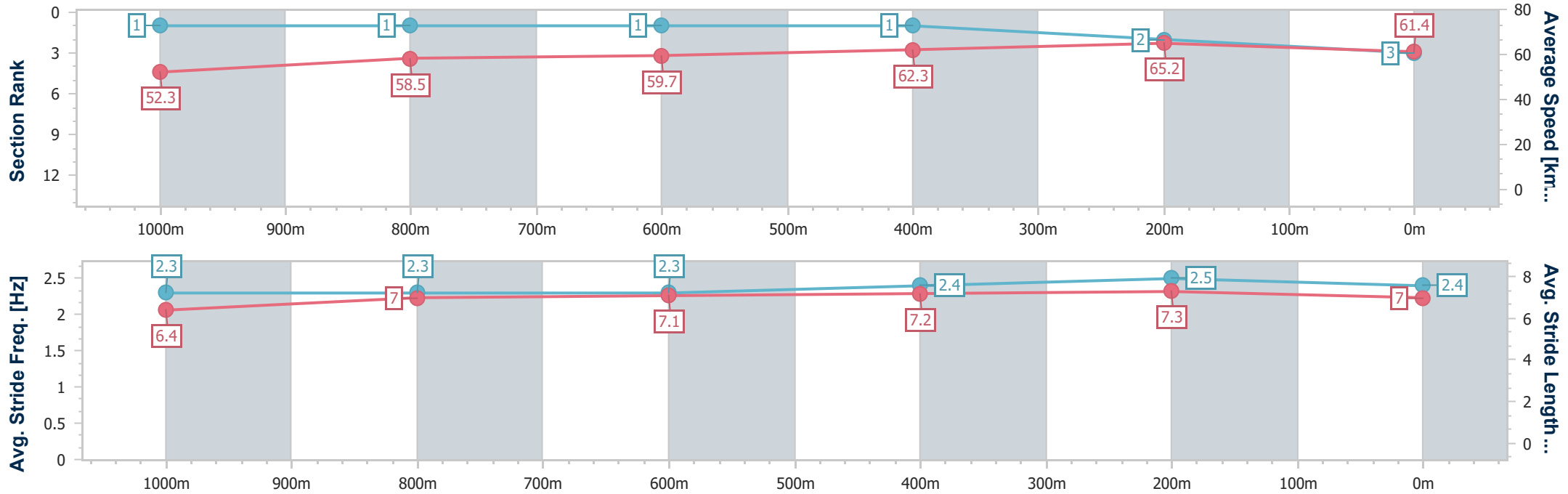
Race 7: Kevlacet Power Boats AUS BM62 Handicap - 1200m



03 December 2023 - 17:07

Track Rating: Soft 6, Weather: Scattered Clouds, Rail Position: +5m Entire

Section	Overall	1000m	800m	600m	400m	200m
Section Times	1:13.51 [3] (0:13.76)	0:59.75 [1] (0:12.48)	0:47.27 [1] (0:12.46)	0:34.81 [1] (0:12.05)	0:22.76 [1] (0:11.05)	0:11.71 [2] (0:11.71)
Average Speed [km/h]	52.3	58.5	59.7	62.3	65.2	61.4
Top Speed [km/h]	58.9	59.2	60.7	63.6	66.3	65.3
Avg. Dist. to Rail [m]	9.1	6.3	5.6	6.6	8.1	7.3
Avg. Stride Freq. [Hz]	2.3	2.3	2.3	2.4	2.5	2.4
Avg. Stride Length [m]	6.4	7.0	7.1	7.2	7.3	7.0



- [ ] Ranking at each section and finish
- .-.- No data available at this section
- NA No data available