

Track Rating: Soft 5, Weather: Fine, Rail Position: True

Section		Overall	2000m	1800m	1600m	1400m	1200m	1000m	Last 600m				
Field Times		2:15.86 (0:12.00)	2:03.86 (0:11.99)	1:51.87 (0:12.41)	1:39.46 (0:12.97)	1:26.49 (0:12.87)	1:13.62 (0:13.13)	1:00.49 (0:12.96)	0:35.53				
Rank	TAB Horse/Jockey	Barrier	Top Speed [km/h]	Fastest Section									Distance Travelled [m]
1	3 NITROGLYCERINE Ben Thompson	10	62.6 600m	0:11.59 600m	2:15.86 [1] (0:12.00)	2:03.86 [1] (0:11.99)	1:51.87 [1] (0:12.41)	1:39.46 [1] (0:12.97)	1:26.49 [1] (0:12.87)	1:13.62 [1] (0:13.13)	1:00.49 [1] (0:12.96)	0:35.53	
2	10 NGOZI Damien Thornton	4	64.2 400m	0:11.58 600m	2:16.18 [2] (0:12.10)	2:04.08 [2] (0:12.19)	1:51.89 [2] (0:12.60)	1:39.29 [2] (0:13.17)	1:26.12 [2] (0:12.98)	1:13.14 [2] (0:12.91)	1:00.23 [2] (0:12.81)	0:35.44	+5
3	8 FURTHERING Rikki Jamieson	5	63.0 600m	0:11.61 600m	2:16.19 [3] (0:12.59)	2:03.60 [4] (0:12.15)	1:51.45 [4] (0:12.43)	1:39.02 [3] (0:13.16)	1:25.86 [3] (0:12.94)	1:12.92 [3] (0:12.89)	1:00.03 [3] (0:12.72)	0:35.31	+6
4	5 LEERY Emily Lang	9	64.9 600m	0:11.29 600m	2:16.19 [4] (0:12.85)	2:03.34 [6] (0:12.42)	1:50.92 [6] (0:12.38)	1:38.54 [6] (0:13.04)	1:25.50 [6] (0:13.08)	1:12.42 [5] (0:12.77)	0:59.65 [5] (0:12.68)	0:35.13	+9
5	9 LOUVRE LIL Casey Waddell	2	63.3 600m	0:11.51 600m	2:16.58 [5] (0:12.70)	2:03.88 [5] (0:12.22)	1:51.66 [5] (0:12.58)	1:39.08 [5] (0:13.16)	1:25.92 [5] (0:13.12)	1:12.80 [6] (0:12.83)	0:59.97 [6] (0:12.75)	0:35.25	+2
6	7 BAY STREET Samantha Collett	8	61.5 600m	0:11.93 600m	2:20.56 [6] (0:12.20)	2:08.36 [3] (0:12.35)	1:56.01 [3] (0:12.66)	1:43.35 [4] (0:13.19)	1:30.16 [4] (0:12.98)	1:17.18 [4] (0:12.88)	1:04.30 [4] (0:12.72)	0:39.59	-1
7	1 AMALGAMATION Jasper Franklin	3	60.9 800m	0:12.06 800m	2:23.05 [7] (0:13.23)	2:09.82 [7] (0:12.50)	1:57.32 [7] (0:12.67)	1:44.65 [7] (0:12.84)	1:31.81 [7] (0:13.10)	1:18.71 [7] (0:12.55)	1:06.16 [7] (0:12.60)	0:41.50	+1

Scratched: Osaka Miss (#4), Zelson (#6), Drake Passage (#2)

Track Rating: Soft 5, Weather: Fine, Rail Position: True

Section										Last 600m	
Field Times										0:35.53	
Rank	TAB	Horse/Jockey	Barrier	Top Speed [km/h]	Fastest Section	800m	600m	400m	200m	Margin	Distance Travelled [m]
1	3	NITROGLYCERINE Ben Thompson	10	62.6 600m	0:11.59 600m	0:47.53 [1] (0:12.00)	0:35.53 [1] (0:11.59)	0:23.94 [1] (0:11.74)	0:12.20 [1] (0:12.20)	2:15.86	0:35.53
2	10	NGOZI Damien Thornton	4	64.2 400m	0:11.58 600m	0:47.42 [2] (0:11.98)	0:35.44 [2] (0:11.58)	0:23.86 [2] (0:11.73)	0:12.13 [3] (0:12.13)	1.8L	0:35.44 +5
3	8	FURTHERING Rikki Jamieson	5	63.0 600m	0:11.61 600m	0:47.31 [3] (0:12.00)	0:35.31 [3] (0:11.61)	0:23.70 [4] (0:11.73)	0:11.97 [4] (0:11.97)	1.9L	0:35.31 +6
4	5	LEERY Emily Lang	9	64.9 600m	0:11.29 600m	0:46.97 [5] (0:11.84)	0:35.13 [5] (0:11.29)	0:23.84 [3] (0:11.70)	0:12.14 [2] (0:12.14)	2L	0:35.13 +9
5	9	LOUVRE LIL Casey Waddell	2	63.3 600m	0:11.51 600m	0:47.22 [6] (0:11.97)	0:35.25 [6] (0:11.51)	0:23.74 [5] (0:11.82)	0:11.92 [5] (0:11.92)	4.3L	0:35.25 +2
6	7	BAY STREET Samantha Collett	8	61.5 600m	0:11.93 600m	0:51.58 [4] (0:11.99)	0:39.59 [4] (0:11.93)	0:27.66 [6] (0:12.66)	0:15.00 [6] (0:15.00)	27.6L	0:39.59 -1
7	1	AMALGAMATION Jasper Franklin	3	60.9 800m	0:12.06 800m	0:53.56 [7] (0:12.06)	0:41.50 [7] (0:12.41)	0:29.09 [7] (0:13.59)	0:15.50 [7] (0:15.50)	42.1L	0:41.50 +1

Scratched: Osaka Miss (#4), Zelson (#6), Drake Passage (#2)



Horse/Jockey Name	Nitroglycerine
Final Rank	1
Fastest Section Time (Section)	0:11.59 (600m)
Top Speed [km/h] (Section)	62.6 (600m)
Race State	Finished



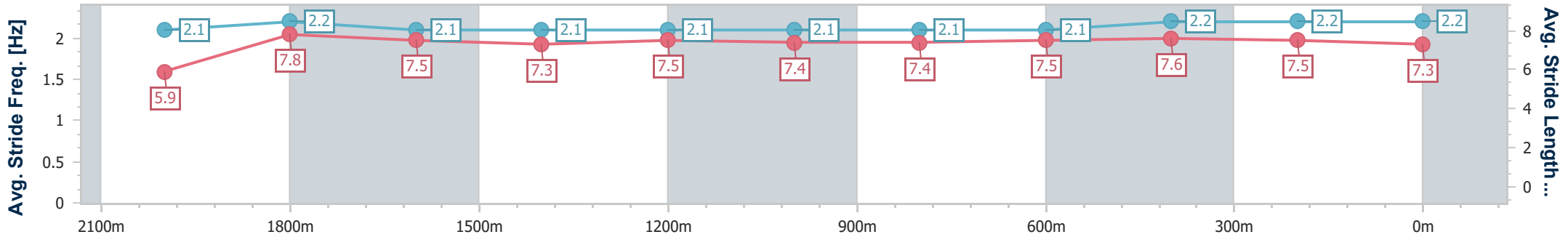
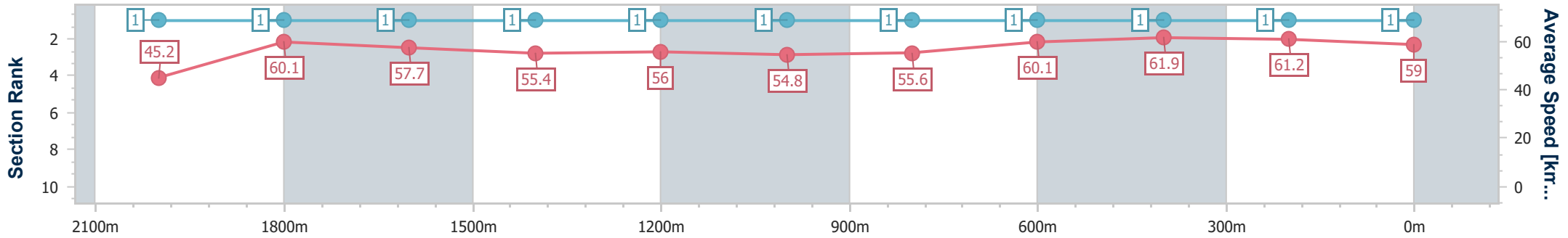
Ipswich QLD Professional
Race 3: BARRIER REEF POOLS BENCHMARK 58 Handicap - 2150m



06 December 2023 - 15:24

Track Rating: Soft 5, Weather: Fine, Rail Position: True

Section	Overall	2000m	1800m	1600m	1400m	1200m	1000m	800m	600m	400m	200m
Section Times	2:15.86 [1] (0:12.00)	2:03.86 [1] (0:11.99)	1:51.87 [1] (0:12.41)	1:39.46 [1] (0:12.97)	1:26.49 [1] (0:12.87)	1:13.62 [1] (0:13.13)	1:00.49 [1] (0:12.96)	0:47.53 [1] (0:12.00)	0:35.53 [1] (0:11.59)	0:23.94 [1] (0:11.74)	0:12.20 [1] (0:12.20)
Average Speed [km/h]	45.2	60.1	57.7	55.4	56.0	54.8	55.6	60.1	61.9	61.2	59.0
Top Speed [km/h]	62.1	60.8	59.2	56.5	56.4	55.7	57.6	61.2	62.6	62.0	60.6
Avg. Dist. to Rail [m]	10.4	3.7	0.7	0.2	0.1	0.3	0.3	0.3	0.4	0.7	2.6
Avg. Stride Freq. [Hz]	2.1	2.2	2.1	2.1	2.1	2.1	2.1	2.1	2.2	2.2	2.2
Avg. Stride Length [m]	5.9	7.8	7.5	7.3	7.5	7.4	7.4	7.5	7.6	7.5	7.3



- [] Ranking at each section and finish
- .-.- No data available at this section
- NA No data available



Horse/Jockey Name	Ngozi
Final Rank	2
Fastest Section Time (Section)	0:11.58 (600m)
Top Speed [km/h] (Section)	64.2 (400m)
Race State	Finished



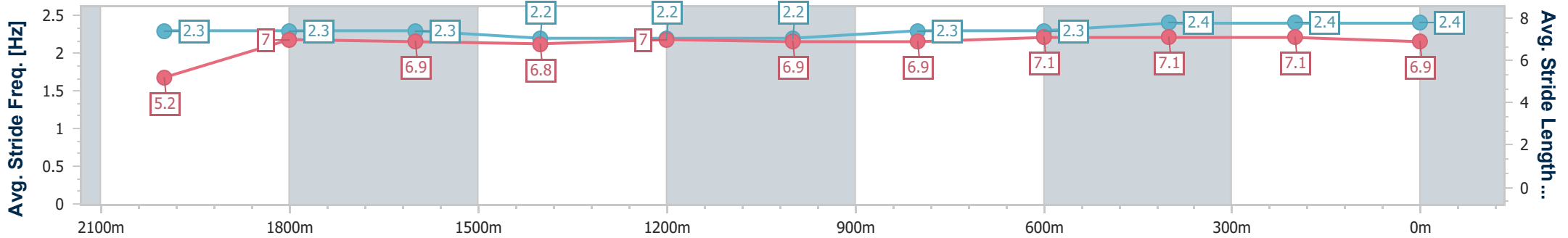
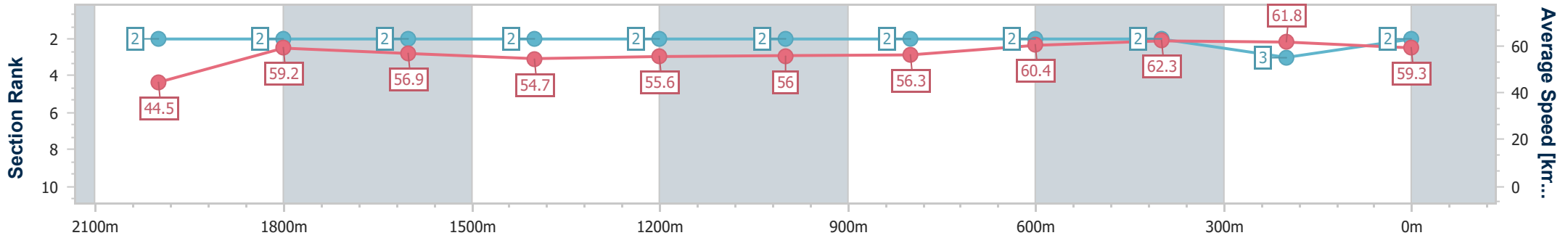
Ipswich QLD Professional
 Race 3: BARRIER REEF POOLS BENCHMARK 58 Handicap - 2150m



06 December 2023 - 15:24

Track Rating: Soft 5, Weather: Fine, Rail Position: True

Section	Overall	2000m	1800m	1600m	1400m	1200m	1000m	800m	600m	400m	200m
Section Times	2:16.18 [2] (0:12.10)	2:04.08 [2] (0:12.19)	1:51.89 [2] (0:12.60)	1:39.29 [2] (0:13.17)	1:26.12 [2] (0:12.98)	1:13.14 [2] (0:12.91)	1:00.23 [2] (0:12.81)	0:47.42 [2] (0:11.98)	0:35.44 [2] (0:11.58)	0:23.86 [2] (0:11.73)	0:12.13 [3] (0:12.13)
Average Speed [km/h]	44.5	59.2	56.9	54.7	55.6	56.0	56.3	60.4	62.3	61.8	59.3
Top Speed [km/h]	61.6	59.5	58.4	55.2	56.5	56.7	58.1	63.1	63.5	64.2	61.2
Avg. Dist. to Rail [m]	5.9	1.8	0.4	0.5	0.4	0.8	0.9	0.8	1.3	1.9	4.8
Avg. Stride Freq. [Hz]	2.3	2.3	2.3	2.2	2.2	2.2	2.3	2.3	2.4	2.4	2.4
Avg. Stride Length [m]	5.2	7.0	6.9	6.8	7.0	6.9	6.9	7.1	7.1	7.1	6.9



- [] Ranking at each section and finish
- .-.- No data available at this section
- NA No data available



Horse/Jockey Name	Furthering
Final Rank	3
Fastest Section Time (Section)	0:11.61 (600m)
Top Speed [km/h] (Section)	63.0 (600m)
Race State	Finished



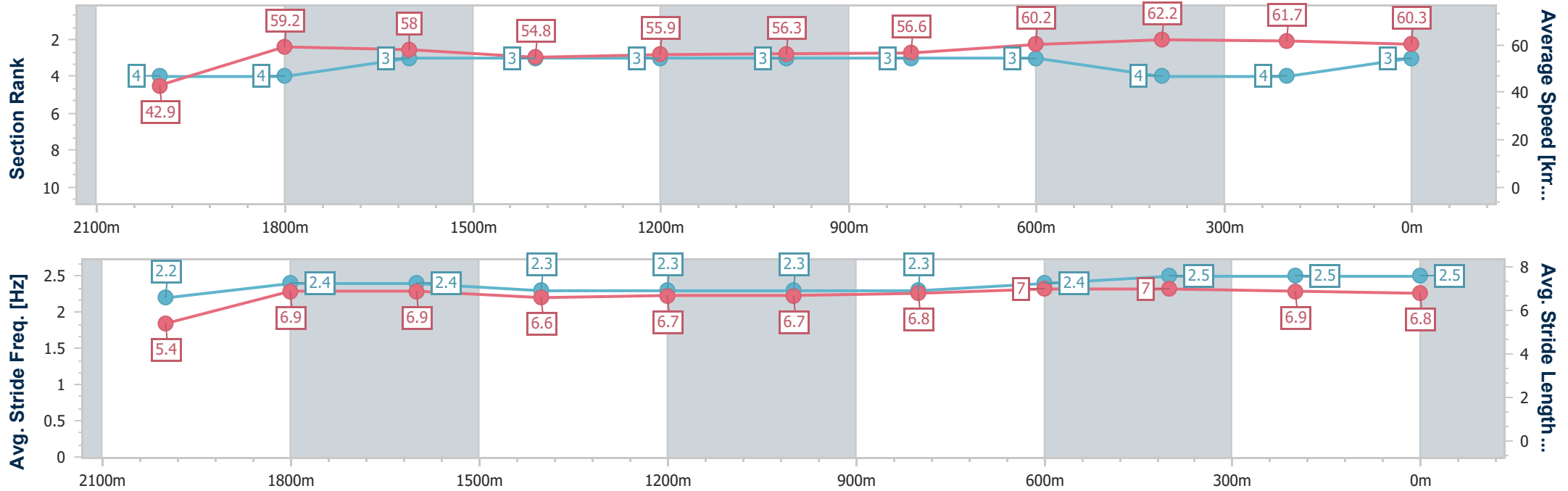
Ipswich QLD Professional
Race 3: BARRIER REEF POOLS BENCHMARK 58 Handicap - 2150m



06 December 2023 - 15:24

Track Rating: Soft 5, Weather: Fine, Rail Position: True

Section	Overall	2000m	1800m	1600m	1400m	1200m	1000m	800m	600m	400m	200m
Section Times	2:16.19 [3] (0:12.59)	2:03.60 [4] (0:12.15)	1:51.45 [4] (0:12.43)	1:39.02 [3] (0:13.16)	1:25.86 [3] (0:12.94)	1:12.92 [3] (0:12.89)	1:00.03 [3] (0:12.72)	0:47.31 [3] (0:12.00)	0:35.31 [3] (0:11.61)	0:23.70 [4] (0:11.73)	0:11.97 [4] (0:11.97)
Average Speed [km/h]	42.9	59.2	58.0	54.8	55.9	56.3	56.6	60.2	62.2	61.7	60.3
Top Speed [km/h]	59.2	62.3	59.7	55.7	56.7	56.8	59.0	62.0	63.0	61.8	61.8
Avg. Dist. to Rail [m]	7.2	2.3	0.5	1.1	1.1	1.5	1.6	0.9	0.9	1.9	6.8
Avg. Stride Freq. [Hz]	2.2	2.4	2.4	2.3	2.3	2.3	2.3	2.4	2.5	2.5	2.5
Avg. Stride Length [m]	5.4	6.9	6.9	6.6	6.7	6.7	6.8	7.0	7.0	6.9	6.8



- [] Ranking at each section and finish
- .-.- No data available at this section
- NA No data available



Horse/Jockey Name	Leery
Final Rank	4
Fastest Section Time (Section)	0:11.29 (600m)
Top Speed [km/h] (Section)	64.9 (600m)
Race State	Finished



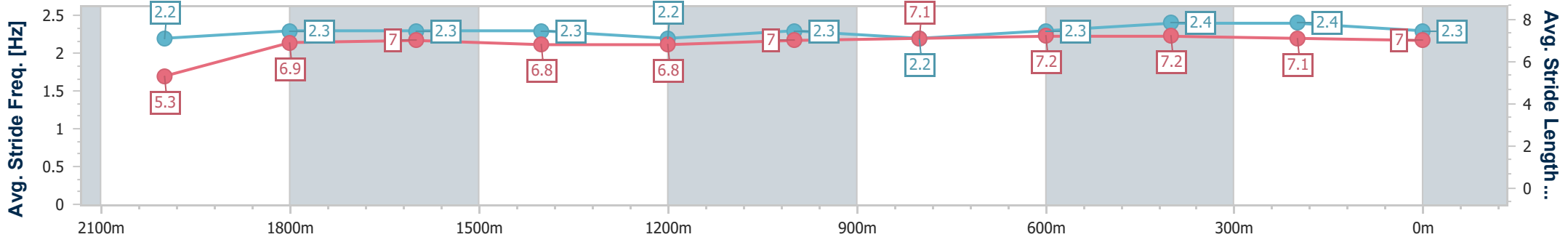
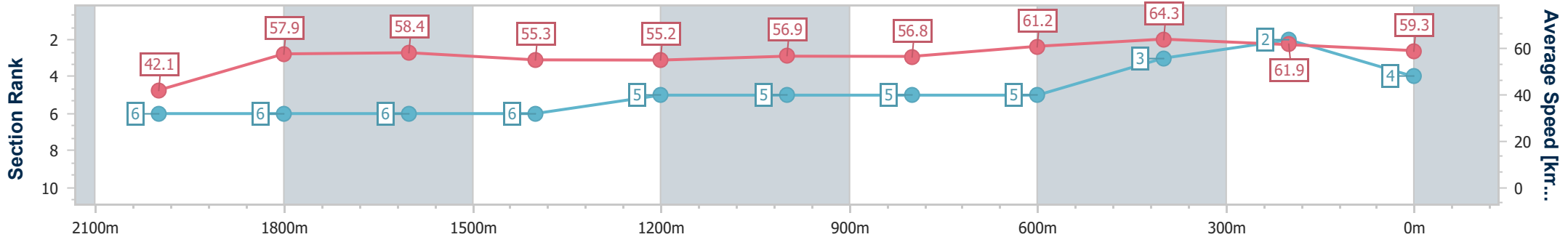
Ipswich QLD Professional
Race 3: BARRIER REEF POOLS BENCHMARK 58 Handicap - 2150m



06 December 2023 - 15:24

Track Rating: Soft 5, Weather: Fine, Rail Position: True

Section	Overall	2000m	1800m	1600m	1400m	1200m	1000m	800m	600m	400m	200m
Section Times	2:16.19 [4] (0:12.85)	2:03.34 [6] (0:12.42)	1:50.92 [6] (0:12.38)	1:38.54 [6] (0:13.04)	1:25.50 [6] (0:13.08)	1:12.42 [5] (0:12.77)	0:59.65 [5] (0:12.68)	0:46.97 [5] (0:11.84)	0:35.13 [5] (0:11.29)	0:23.84 [3] (0:11.70)	0:12.14 [2] (0:12.14)
Average Speed [km/h]	42.1	57.9	58.4	55.3	55.2	56.9	56.8	61.2	64.3	61.9	59.3
Top Speed [km/h]	60.0	59.7	59.5	56.2	56.9	57.8	58.9	63.7	64.9	63.6	60.4
Avg. Dist. to Rail [m]	8.4	2.3	0.7	1.5	1.1	1.5	1.7	1.3	1.8	2.0	5.3
Avg. Stride Freq. [Hz]	2.2	2.3	2.3	2.3	2.2	2.3	2.2	2.3	2.4	2.4	2.3
Avg. Stride Length [m]	5.3	6.9	7.0	6.8	6.8	7.0	7.1	7.2	7.2	7.1	7.0



- [] Ranking at each section and finish
- .-.- No data available at this section
- NA No data available



Horse/Jockey Name	Louvre Lil
Final Rank	5
Fastest Section Time (Section)	0:11.51 (600m)
Top Speed [km/h] (Section)	63.3 (600m)
Race State	Finished



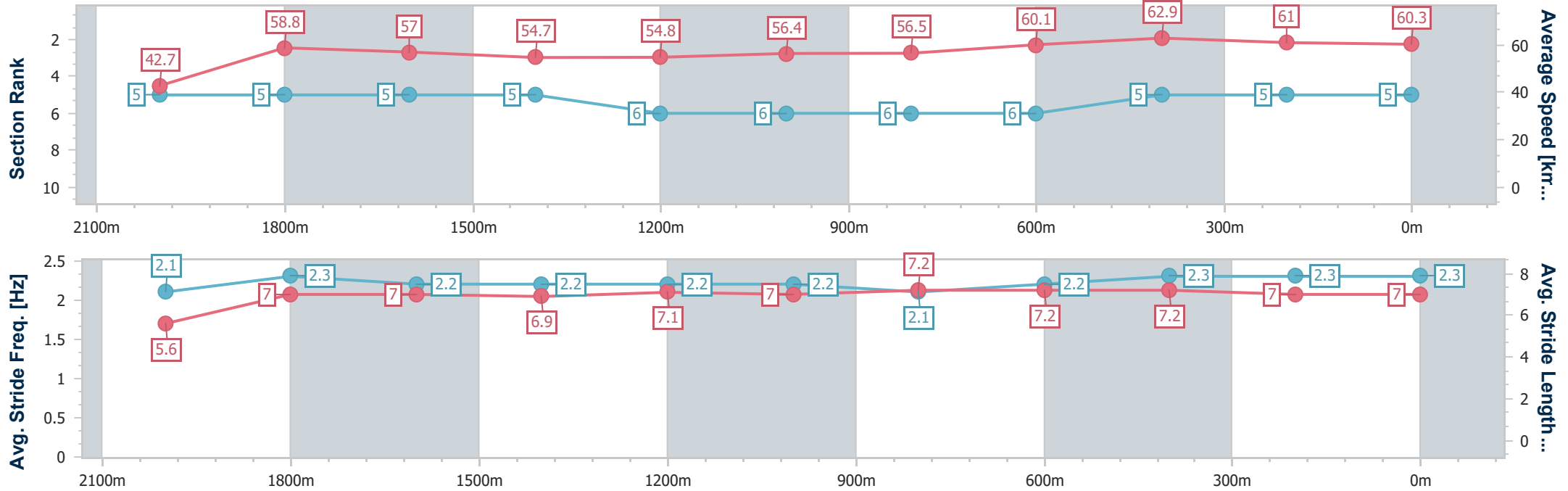
Ipswich QLD Professional
Race 3: BARRIER REEF POOLS BENCHMARK 58 Handicap - 2150m



06 December 2023 - 15:24

Track Rating: Soft 5, Weather: Fine, Rail Position: True

Section	Overall	2000m	1800m	1600m	1400m	1200m	1000m	800m	600m	400m	200m
Section Times	2:16.58 [5] (0:12.70)	2:03.88 [5] (0:12.22)	1:51.66 [5] (0:12.58)	1:39.08 [5] (0:13.16)	1:25.92 [5] (0:13.12)	1:12.80 [6] (0:12.83)	0:59.97 [6] (0:12.75)	0:47.22 [6] (0:11.97)	0:35.25 [6] (0:11.51)	0:23.74 [5] (0:11.82)	0:11.92 [5] (0:11.92)
Average Speed [km/h]	42.7	58.8	57.0	54.7	54.8	56.4	56.5	60.1	62.9	61.0	60.3
Top Speed [km/h]	58.1	59.7	58.0	55.5	56.2	57.2	58.3	62.0	63.3	61.8	61.5
Avg. Dist. to Rail [m]	3.1	0.1	0.7	0.7	0.2	0.6	0.8	0.1	0.6	2.0	6.7
Avg. Stride Freq. [Hz]	2.1	2.3	2.2	2.2	2.2	2.2	2.1	2.2	2.3	2.3	2.3
Avg. Stride Length [m]	5.6	7.0	7.0	6.9	7.1	7.0	7.2	7.2	7.2	7.0	7.0



- [] Ranking at each section and finish
- .-.- No data available at this section
- NA No data available



Horse/Jockey Name	Bay Street
Final Rank	6
Fastest Section Time (Section)	0:11.93 (600m)
Top Speed [km/h] (Section)	61.5 (600m)
Race State	Finished



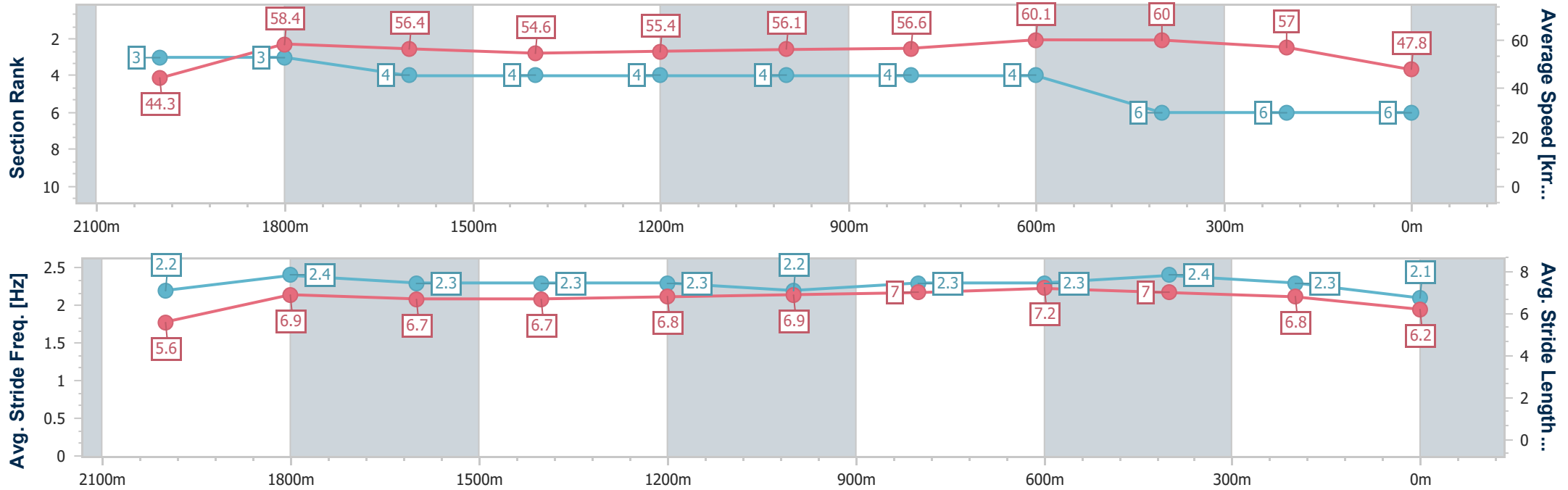
Ipswich QLD Professional
Race 3: BARRIER REEF POOLS BENCHMARK 58 Handicap - 2150m



06 December 2023 - 15:24

Track Rating: Soft 5, Weather: Fine, Rail Position: True

Section	Overall	2000m	1800m	1600m	1400m	1200m	1000m	800m	600m	400m	200m
Section Times	2:20.56 [6] (0:12.20)	2:08.36 [3] (0:12.35)	1:56.01 [3] (0:12.66)	1:43.35 [4] (0:13.19)	1:30.16 [4] (0:12.98)	1:17.18 [4] (0:12.88)	1:04.30 [4] (0:12.72)	0:51.58 [4] (0:11.99)	0:39.59 [4] (0:11.93)	0:27.66 [6] (0:12.66)	0:15.00 [6] (0:15.00)
Average Speed [km/h]	44.3	58.4	56.4	54.6	55.4	56.1	56.6	60.1	60.0	57.0	47.8
Top Speed [km/h]	59.1	59.1	59.1	56.0	56.8	57.0	58.2	61.2	61.5	58.5	54.9
Avg. Dist. to Rail [m]	8.1	2.7	0.8	0.3	0.3	0.5	0.4	0.2	0.4	0.5	0.2
Avg. Stride Freq. [Hz]	2.2	2.4	2.3	2.3	2.3	2.2	2.3	2.3	2.4	2.3	2.1
Avg. Stride Length [m]	5.6	6.9	6.7	6.7	6.8	6.9	7.0	7.2	7.0	6.8	6.2



- [] Ranking at each section and finish
- .-.- No data available at this section
- NA No data available



Horse/Jockey Name	Amalgamation
Final Rank	7
Fastest Section Time (Section)	0:12.06 (800m)
Top Speed [km/h] (Section)	60.9 (800m)
Race State	Finished



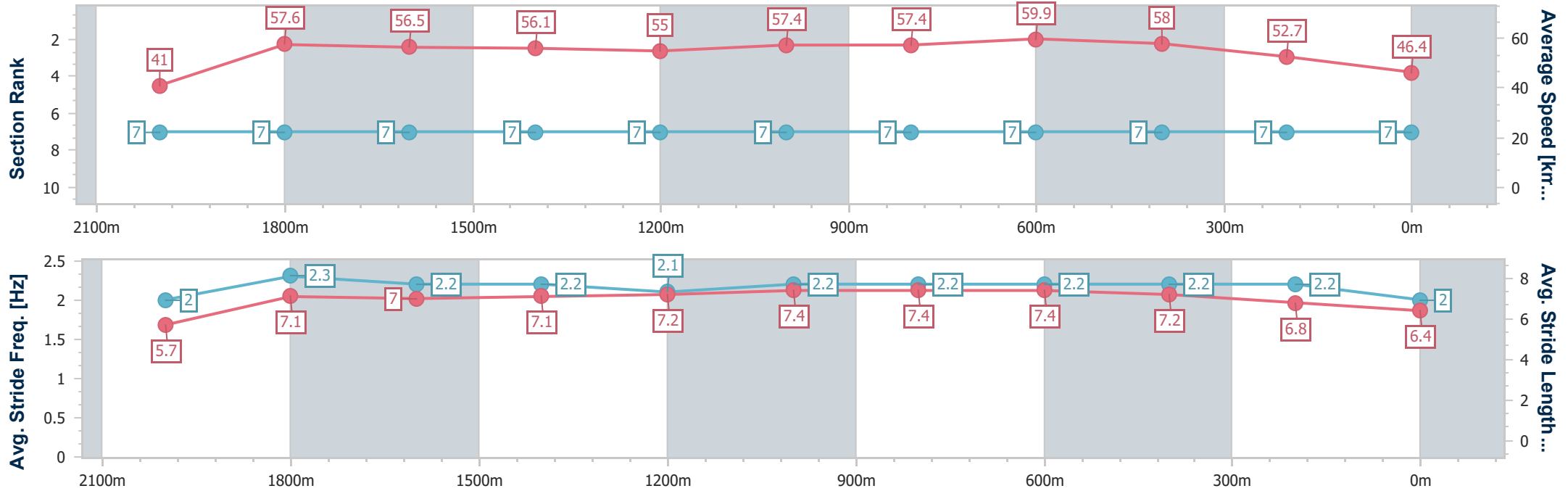
Ipswich QLD Professional
Race 3: BARRIER REEF POOLS BENCHMARK 58 Handicap - 2150m



06 December 2023 - 15:24

Track Rating: Soft 5, Weather: Fine, Rail Position: True

Section	Overall	2000m	1800m	1600m	1400m	1200m	1000m	800m	600m	400m	200m
Section Times	2:23.05 [7] (0:13.23)	2:09.82 [7] (0:12.50)	1:57.32 [7] (0:12.67)	1:44.65 [7] (0:12.84)	1:31.81 [7] (0:13.10)	1:18.71 [7] (0:12.55)	1:06.16 [7] (0:12.60)	0:53.56 [7] (0:12.06)	0:41.50 [7] (0:12.41)	0:29.09 [7] (0:13.59)	0:15.50 [7] (0:15.50)
Average Speed [km/h]	41.0	57.6	56.5	56.1	55.0	57.4	57.4	59.9	58.0	52.7	46.4
Top Speed [km/h]	55.3	58.9	57.0	56.9	56.5	58.8	57.8	60.9	60.0	55.5	50.4
Avg. Dist. to Rail [m]	4.9	2.1	0.9	0.8	0.2	0.5	1.6	1.3	1.1	1.0	1.1
Avg. Stride Freq. [Hz]	2.0	2.3	2.2	2.2	2.1	2.2	2.2	2.2	2.2	2.2	2.0
Avg. Stride Length [m]	5.7	7.1	7.0	7.1	7.2	7.4	7.4	7.4	7.2	6.8	6.4



- [] Ranking at each section and finish
- .-.- No data available at this section
- NA No data available