



Ipswich QLD Professional

Race 5: GREAT NORTHERN Maiden Plate - 1350m

06 December 2023 - 16:37



Track Rating: Good 4, Weather: Fine, Rail Position: True

Section												Last 600m	
Field Times		Overall	1200m	1000m	800m	600m	400m						0:35.81
		(0:11.42)	(0:11.01)	(0:11.57)	(0:11.72)	(0:11.75)	(0:11.85)						
Rank	TAB	Horse/Jockey	Barrier	Top Speed [km/h]	Fastest Section								Distance Travelled [m]
1	2	HOLY TROJAN Shania Willis	3	65.4 1200m	0:11.18 1200m	1:21.53 [1] (0:11.61)	1:09.92 [3] (0:11.18)	0:58.74 [5] (0:11.61)	0:47.13 [5] (0:11.88)	0:35.25 [5] (0:11.71)	0:23.54 [4] (0:11.47)	0:35.25	
2	5	BEAN SHAMELESS Ryan Wiggins	11	67.3 1200m	0:10.85 1200m	1:21.70 [2] (0:11.76)	1:09.94 [6] (0:10.85)	0:59.09 [2] (0:11.55)	0:47.54 [2] (0:11.67)	0:35.87 [2] (0:11.67)	0:24.20 [2] (0:11.82)	0:35.87	-2
3	7	KILNA James Orman	13	64.7 1200m	0:11.32 1200m	1:21.72 [3] (0:11.99)	1:09.73 [11] (0:11.32)	0:58.41 [10] (0:11.61)	0:46.80 [10] (0:11.94)	0:34.86 [10] (0:11.74)	0:23.12 [9] (0:11.57)	0:34.86	+4
4	3	VENTUROUS Adam Sewell	4	65.8 1200m	0:11.13 1200m	1:21.82 [4] (0:11.58)	1:10.24 [2] (0:11.13)	0:59.11 [3] (0:11.58)	0:47.53 [3] (0:11.72)	0:35.81 [3] (0:11.73)	0:24.08 [3] (0:11.84)	0:35.81	-3
5	4	WHATTA WHITT Michael Cahill	1	65.2 1200m	0:11.25 1200m	1:21.86 [5] (0:11.80)	1:10.06 [8] (0:11.25)	0:58.81 [7] (0:11.55)	0:47.26 [6] (0:11.80)	0:35.46 [6] (0:11.90)	0:23.56 [6] (0:11.56)	0:35.46	-2
6	19	BELLE OF THE BAYOU Dan McGillivray	10	66.0 1200m	0:11.16 1200m	1:21.97 [6] (0:11.62)	1:10.35 [4] (0:11.16)	0:59.19 [4] (0:11.55)	0:47.64 [4] (0:11.83)	0:35.81 [4] (0:11.89)	0:23.92 [5] (0:11.83)	0:35.81	+2
7	17	LUNARIAN Micheal Hellyer	6	66.6 1200m	0:11.01 1200m	1:22.01 [7] (0:11.42)	1:10.59 [1] (0:11.01)	0:59.58 [1] (0:11.57)	0:48.01 [1] (0:11.72)	0:36.29 [1] (0:11.75)	0:24.54 [1] (0:11.95)	0:36.29	-4
8	18	VIKING BLOOD Kyle Wilson-Taylor	7	64.9 1200m	0:11.38 1200m	1:22.35 [8] (0:12.17)	1:10.18 [14] (0:11.38)	0:58.80 [12] (0:11.69)	0:47.11 [12] (0:11.68)	0:35.43 [12] (0:11.75)	0:23.68 [11] (0:11.77)	0:35.43	+1
9	8	SHARMAN PETE Boris Thornton	5	65.4 1200m	0:11.23 1200m	1:22.48 [9] (0:12.00)	1:10.48 [12] (0:11.23)	0:59.25 [9] (0:11.62)	0:47.63 [9] (0:11.91)	0:35.72 [9] (0:11.88)	0:23.84 [10] (0:11.63)	0:35.72	-4
10	14	RED HOT LOVE Nozi Tomizawa	2	64.1 1200m	0:11.36 1200m	1:22.50 [10] (0:11.77)	1:10.73 [7] (0:11.36)	0:59.37 [8] (0:11.56)	0:47.81 [8] (0:11.86)	0:35.95 [7] (0:11.92)	0:24.03 [7] (0:11.61)	0:35.95	-2

Scratched: I Am Pearl (#13), Darkened Destiny (#1), Whisky Tycoon (#9), Winusa Star (#11), Pow Now (#16)

[] Ranking at each section and finish
 -:-:- No data available at this section
 NA No data available

SCN Saddle cloth number
 DNF Did not finish
 DNT Did not track

Track Rating: Good 4, Weather: Fine, Rail Position: True

Section		Overall	1200m	1000m	800m	600m	400m	Last 600m				
Field Times		1:21.53 (0:11.42)	1:10.11 (0:11.01)	0:59.10 (0:11.57)	0:47.53 (0:11.72)	0:35.81 (0:11.75)	0:24.06 (0:11.85)	0:35.81				
Rank	TAB Horse/Jockey	Barrier	Top Speed [km/h]	Fastest Section	Distance Travelled [m]							
11	10 WHOLELOTTATAPIN Jaden Lloyd	15	65.3 1200m	0:11.28 1200m	1:22.96 [11] (0:11.70)	1:11.26 [5] (0:11.28)	0:59.98 [6] (0:11.64)	0:48.34 [7] (0:11.94)	0:36.40 [8] (0:11.96)	0:24.44 [8] (0:11.89)	0:36.40	+2
12	15 HELLUVA SOIREE Robbie Dolan	9	63.6 400m	0:11.53 1200m	1:23.02 [12] (0:11.88)	1:11.14 [9] (0:11.53)	0:59.61 [11] (0:11.68)	0:47.93 [11] (0:11.81)	0:36.12 [11] (0:11.81)	0:24.31 [12] (0:11.89)	0:36.12	+4
13	12 HIDDEN FLAME Angela Jones	14	63.6 1200m	0:11.49 1200m	1:23.06 [13] (0:12.08)	1:10.98 [13] (0:11.49)	0:59.49 [13] (0:11.73)	0:47.76 [14] (0:11.93)	0:35.83 [14] (0:11.84)	0:23.99 [14] (0:11.77)	0:35.83	-1
14	6 DONI TONDO Cejay Graham	12	63.9 800m	0:11.67 800m	1:23.41 [14] (0:11.90)	1:11.51 [10] (0:11.68)	0:59.83 [14] (0:11.71)	0:48.12 [13] (0:11.67)	0:36.45 [13] (0:12.07)	0:24.38 [13] (0:12.06)	0:36.45	+2

Scratched: I Am Pearl (#13), Darkened Destiny (#1), Whisky Tycoon (#9), Winusa Star (#11), Pow Now (#16)

Track Rating: Good 4, Weather: Fine, Rail Position: True

Section							200m			Last 600m
Field Times							0:12.21			0:35.81
							(0:12.21)			
Rank	TAB	Horse/Jockey	Barrier	Top Speed [km/h]	Fastest Section	Margin			Distance Travelled [m]	
1	2	HOLY TROJAN Shania Willis	3	65.4 1200m	0:11.18 1200m	0:12.07 [3] (0:12.07)	1:21.53		0:35.25	
2	5	BEAN SHAMELESS Ryan Wiggins	11	67.3 1200m	0:10.85 1200m	0:12.38 [1] (0:12.38)	0.8L		0:35.87 -2	
3	7	KILNA James Orman	13	64.7 1200m	0:11.32 1200m	0:11.55 [8] (0:11.55)	0.9L		0:34.86 +4	
4	3	VENTUROUS Adam Sewell	4	65.8 1200m	0:11.13 1200m	0:12.24 [4] (0:12.24)	1.4L		0:35.81 -3	
5	4	WHATTA WHITT Michael Cahill	1	65.2 1200m	0:11.25 1200m	0:12.00 [5] (0:12.00)	1.6L		0:35.46 -2	
6	19	BELLE OF THE BAYOU Dan McGillivray	10	66.0 1200m	0:11.16 1200m	0:12.09 [6] (0:12.09)	2.1L		0:35.81 +2	
7	17	LUNARIAN Micheal Hellyer	6	66.6 1200m	0:11.01 1200m	0:12.59 [2] (0:12.59)	2.3L		0:36.29 -4	
8	18	VIKING BLOOD Kyle Wilson-Taylor	7	64.9 1200m	0:11.38 1200m	0:11.91 [11] (0:11.91)	4.3L		0:35.43 +1	
9	8	SHARMAN PETE Boris Thornton	5	65.4 1200m	0:11.23 1200m	0:12.21 [9] (0:12.21)	5.1L		0:35.72 -4	
10	14	RED HOT LOVE Nozi Tomizawa	2	64.1 1200m	0:11.36 1200m	0:12.42 [7] (0:12.42)	5.2L		0:35.95 -2	

Scratched: I Am Pearl (#13), Darkened Destiny (#1), Whisky Tycoon (#9), Winusa Star (#11), Pow Now (#16)

Track Rating: Good 4, Weather: Fine, Rail Position: True

Section				200m				Last 600m	
Field Times				0:12.21 (0:12.21)				0:35.81	
Rank	TAB	Horse/Jockey	Barrier	Top Speed [km/h]	Fastest Section	Margin			Distance Travelled [m]
11	10	WHOLELOTTATAPIN Jaden Lloyd	15	65.3 1200m	0:11.28 1200m 0:12.55 [10]	7.7L		0:36.40	+2
12	15	HELLUVA SOIREE Robbie Dolan	9	63.6 400m	0:11.53 1200m (0:12.42)	8L		0:36.12	+4
13	12	HIDDEN FLAME Angela Jones	14	63.6 1200m	0:11.49 1200m (0:12.22)	8.2L		0:35.83	-1
14	6	DONI TONDO Cejay Graham	12	63.9 800m	0:11.67 800m (0:12.32)	10.2L		0:36.45	+2

Scratched: I Am Pearl (#13), Darkened Destiny (#1), Whisky Tycoon (#9), Winusa Star (#11), Pow Now (#16)



Horse/Jockey Name	Holy Trojan
Final Rank	1
Fastest Section Time (Section)	0:11.18 (1200m)
Top Speed [km/h] (Section)	65.4 (1200m)
Race State	Finished



Ipswich QLD Professional

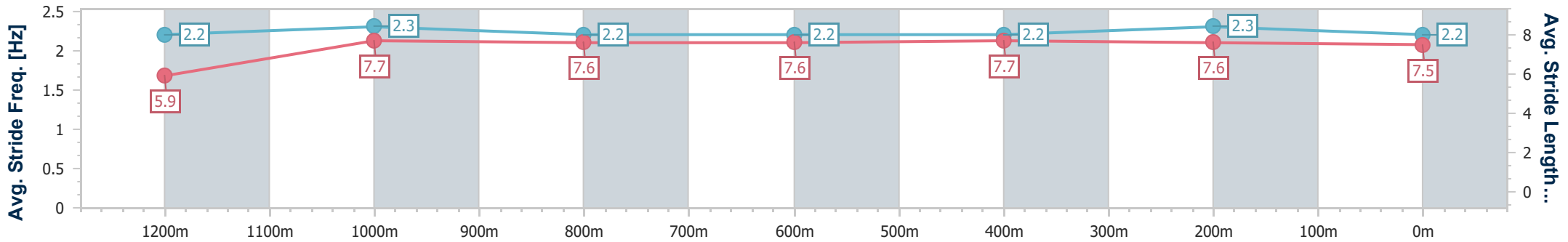
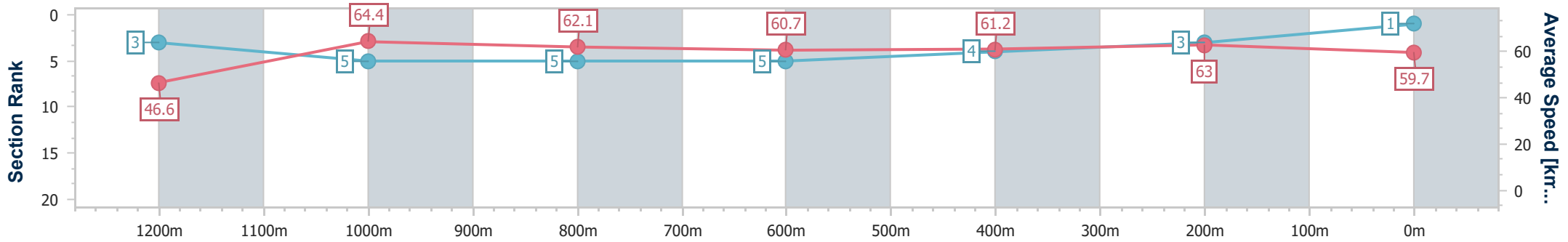
Race 5: GREAT NORTHERN Maiden Plate - 1350m

06 December 2023 - 16:37



Track Rating: Good 4, Weather: Fine, Rail Position: True

Section	Overall	1200m	1000m	800m	600m	400m	200m
Section Times	1:21.53 [1] (0:11.61)	1:09.92 [3] (0:11.18)	0:58.74 [5] (0:11.61)	0:47.13 [5] (0:11.88)	0:35.25 [5] (0:11.71)	0:23.54 [4] (0:11.47)	0:12.07 [3] (0:12.07)
Average Speed [km/h]	46.6	64.4	62.1	60.7	61.2	63.0	59.7
Top Speed [km/h]	63.0	65.4	64.1	61.4	63.1	63.1	62.1
Avg. Dist. to Rail [m]	2.3	1.8	0.8	0.3	0.6	1.2	1.7
Avg. Stride Freq. [Hz]	2.2	2.3	2.2	2.2	2.2	2.3	2.2
Avg. Stride Length [m]	5.9	7.7	7.6	7.6	7.7	7.6	7.5



- [] Ranking at each section and finish
- .-.- No data available at this section
- NA No data available



Horse/Jockey Name	Bean Shameless
Final Rank	2
Fastest Section Time (Section)	0:10.85 (1200m)
Top Speed [km/h] (Section)	67.3 (1200m)
Race State	Finished



Ipswich QLD Professional

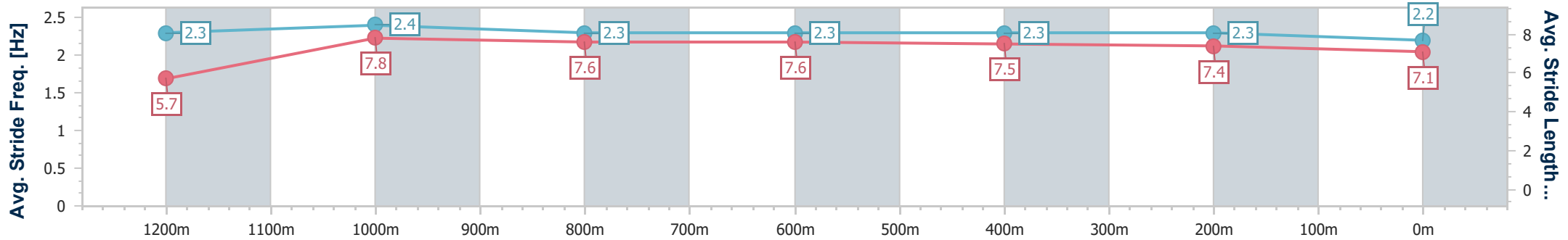
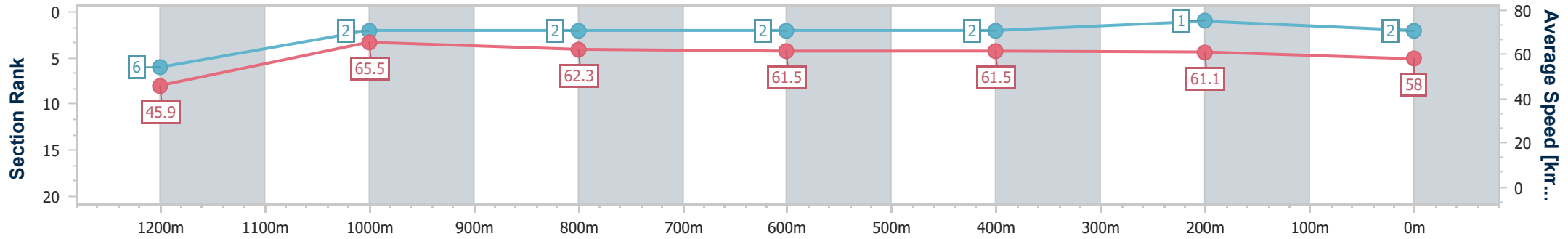
Race 5: GREAT NORTHERN Maiden Plate - 1350m

06 December 2023 - 16:37



Track Rating: Good 4, Weather: Fine, Rail Position: True

Section	Overall	1200m	1000m	800m	600m	400m	200m
Section Times	1:21.70 [2] (0:11.76)	1:09.94 [6] (0:10.85)	0:59.09 [2] (0:11.55)	0:47.54 [2] (0:11.67)	0:35.87 [2] (0:11.67)	0:24.20 [2] (0:11.82)	0:12.38 [1] (0:12.38)
Average Speed [km/h]	45.9	65.5	62.3	61.5	61.5	61.1	58.0
Top Speed [km/h]	66.2	67.3	64.4	62.1	62.1	63.0	59.8
Avg. Dist. to Rail [m]	8.5	3.0	0.4	0.9	0.6	1.0	1.2
Avg. Stride Freq. [Hz]	2.3	2.4	2.3	2.3	2.3	2.3	2.2
Avg. Stride Length [m]	5.7	7.8	7.6	7.6	7.5	7.4	7.1



- [] Ranking at each section and finish
- .-.- No data available at this section
- NA No data available



Horse/Jockey Name	Kilna
Final Rank	3
Fastest Section Time (Section)	0:11.32 (1200m)
Top Speed [km/h] (Section)	64.7 (1200m)
Race State	Finished



Ipswich QLD Professional

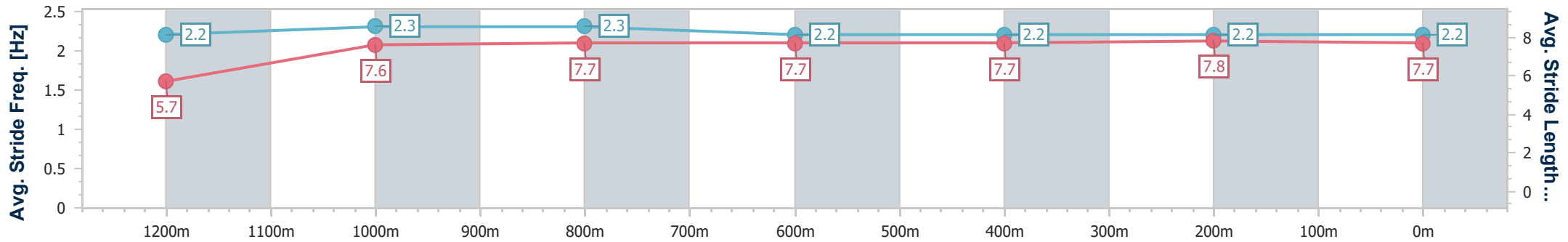
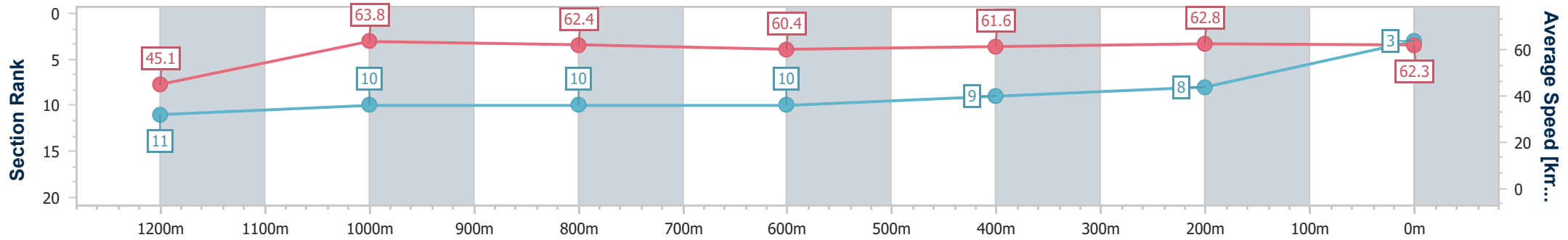
Race 5: GREAT NORTHERN Maiden Plate - 1350m

06 December 2023 - 16:37



Track Rating: Good 4, Weather: Fine, Rail Position: True

Section	Overall	1200m	1000m	800m	600m	400m	200m
Section Times	1:21.72 [3] (0:11.99)	1:09.73 [11] (0:11.32)	0:58.41 [10] (0:11.61)	0:46.80 [10] (0:11.94)	0:34.86 [10] (0:11.74)	0:23.12 [9] (0:11.57)	0:11.55 [8] (0:11.55)
Average Speed [km/h]	45.1	63.8	62.4	60.4	61.6	62.8	62.3
Top Speed [km/h]	63.4	64.7	63.1	62.1	63.7	63.6	63.2
Avg. Dist. to Rail [m]	9.8	3.2	1.7	0.4	1.3	3.6	7.3
Avg. Stride Freq. [Hz]	2.2	2.3	2.3	2.2	2.2	2.2	2.2
Avg. Stride Length [m]	5.7	7.6	7.7	7.7	7.7	7.8	7.7



- [] Ranking at each section and finish
- .-.- No data available at this section
- NA No data available



Horse/Jockey Name	Venturous
Final Rank	4
Fastest Section Time (Section)	0:11.13 (1200m)
Top Speed [km/h] (Section)	65.8 (1200m)
Race State	Finished



Ipswich QLD Professional

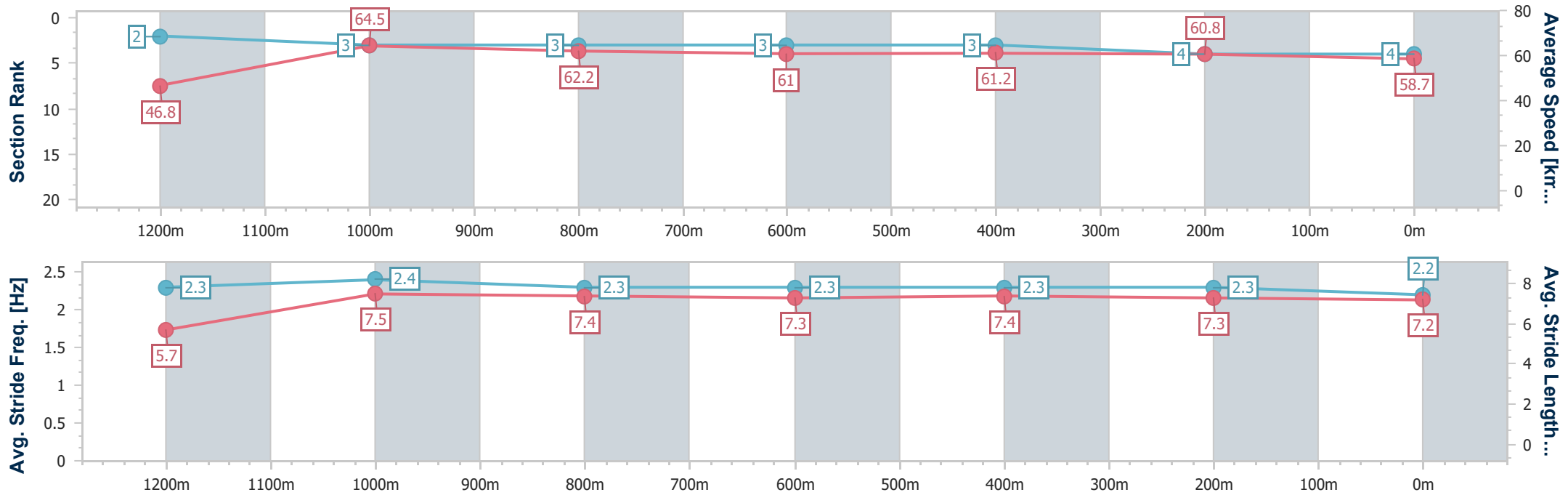
Race 5: GREAT NORTHERN Maiden Plate - 1350m

06 December 2023 - 16:37



Track Rating: Good 4, Weather: Fine, Rail Position: True

Section	Overall	1200m	1000m	800m	600m	400m	200m
Section Times	1:21.82 [4] (0:11.58)	1:10.24 [2] (0:11.13)	0:59.11 [3] (0:11.58)	0:47.53 [3] (0:11.72)	0:35.81 [3] (0:11.73)	0:24.08 [3] (0:11.84)	0:12.24 [4] (0:12.24)
Average Speed [km/h]	46.8	64.5	62.2	61.0	61.2	60.8	58.7
Top Speed [km/h]	64.0	65.8	64.6	62.0	62.0	61.6	59.7
Avg. Dist. to Rail [m]	2.5	1.3	0.8	1.3	1.0	0.7	2.0
Avg. Stride Freq. [Hz]	2.3	2.4	2.3	2.3	2.3	2.3	2.2
Avg. Stride Length [m]	5.7	7.5	7.4	7.3	7.4	7.3	7.2



- [] Ranking at each section and finish
- .-.- No data available at this section
- NA No data available



Horse/Jockey Name	Whatta Whitt
Final Rank	5
Fastest Section Time (Section)	0:11.25 (1200m)
Top Speed [km/h] (Section)	65.2 (1200m)
Race State	Finished



Ipswich QLD Professional

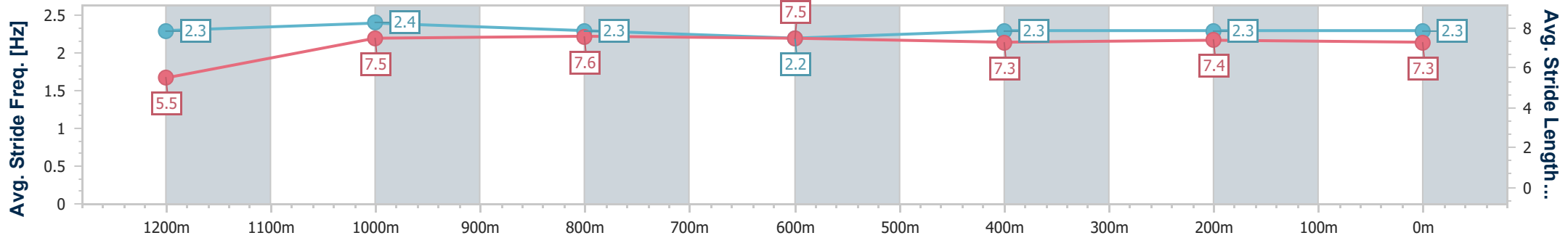
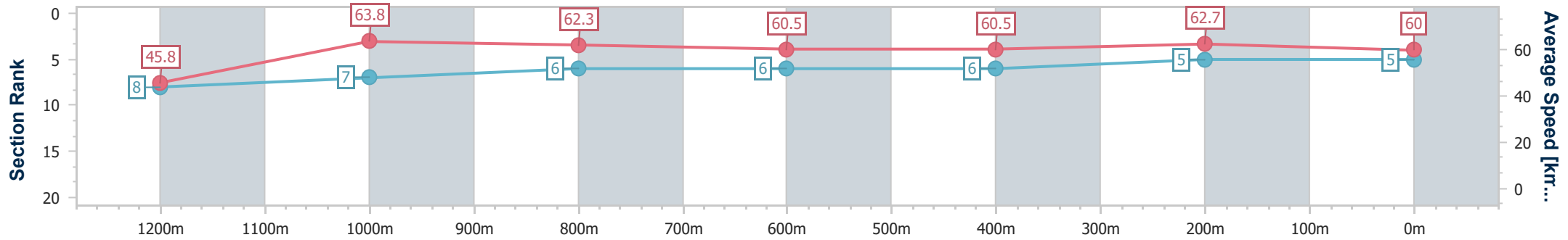
Race 5: GREAT NORTHERN Maiden Plate - 1350m

06 December 2023 - 16:37

Track Rating: Good 4, Weather: Fine, Rail Position: True



Section	Overall	1200m	1000m	800m	600m	400m	200m
Section Times	1:21.86 [5] (0:11.80)	1:10.06 [8] (0:11.25)	0:58.81 [7] (0:11.55)	0:47.26 [6] (0:11.80)	0:35.46 [6] (0:11.90)	0:23.56 [6] (0:11.56)	0:12.00 [5] (0:12.00)
Average Speed [km/h]	45.8	63.8	62.3	60.5	60.5	62.7	60.0
Top Speed [km/h]	63.0	65.2	63.3	61.8	63.1	64.0	61.3
Avg. Dist. to Rail [m]	1.0	0.6	1.0	1.6	1.1	3.1	5.9
Avg. Stride Freq. [Hz]	2.3	2.4	2.3	2.2	2.3	2.3	2.3
Avg. Stride Length [m]	5.5	7.5	7.6	7.5	7.3	7.4	7.3



- [] Ranking at each section and finish
- .-.- No data available at this section
- NA No data available



Horse/Jockey Name	Belle Of The Bayou
Final Rank	6
Fastest Section Time (Section)	0:11.16 (1200m)
Top Speed [km/h] (Section)	66.0 (1200m)
Race State	Finished



Ipswich QLD Professional

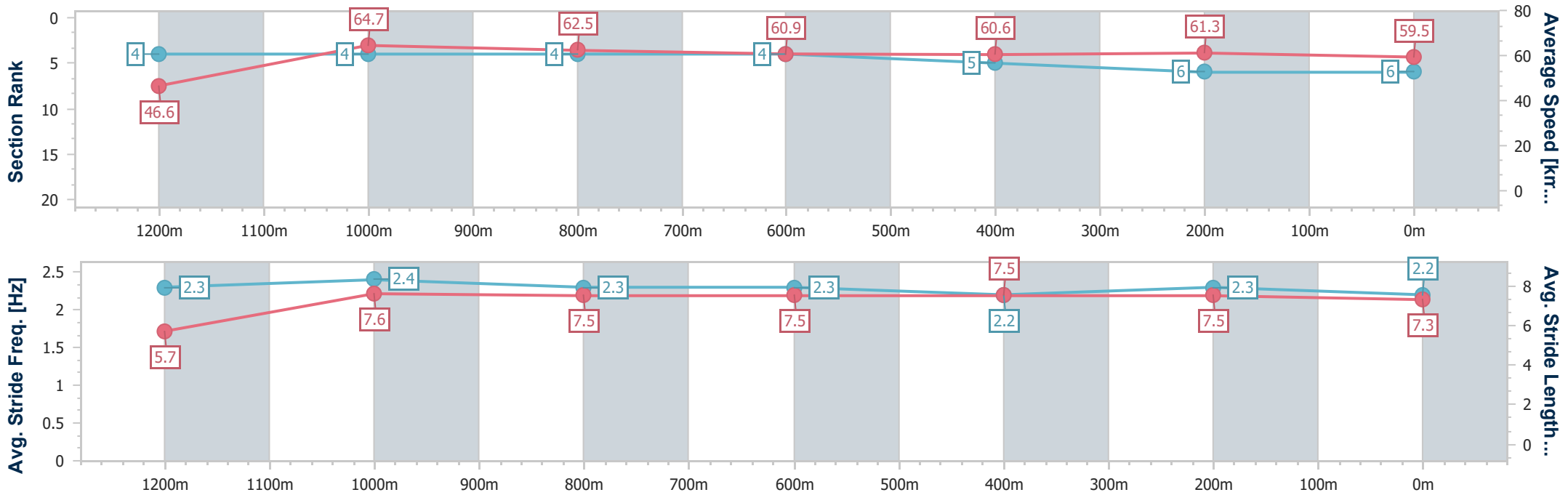
Race 5: GREAT NORTHERN Maiden Plate - 1350m

06 December 2023 - 16:37



Track Rating: Good 4, Weather: Fine, Rail Position: True

Section	Overall	1200m	1000m	800m	600m	400m	200m
Section Times	1:21.97 [6] (0:11.62)	1:10.35 [4] (0:11.16)	0:59.19 [4] (0:11.55)	0:47.64 [4] (0:11.83)	0:35.81 [4] (0:11.89)	0:23.92 [5] (0:11.83)	0:12.09 [6] (0:12.09)
Average Speed [km/h]	46.6	64.7	62.5	60.9	60.6	61.3	59.5
Top Speed [km/h]	64.3	66.0	64.7	62.0	61.7	62.4	60.7
Avg. Dist. to Rail [m]	7.4	3.4	1.6	0.4	0.3	2.3	3.8
Avg. Stride Freq. [Hz]	2.3	2.4	2.3	2.3	2.2	2.3	2.2
Avg. Stride Length [m]	5.7	7.6	7.5	7.5	7.5	7.5	7.3



- [] Ranking at each section and finish
- .-.- No data available at this section
- NA No data available



Horse/Jockey Name	Lunarian
Final Rank	7
Fastest Section Time (Section)	0:11.01 (1200m)
Top Speed [km/h] (Section)	66.6 (1200m)
Race State	Finished



Ipswich QLD Professional

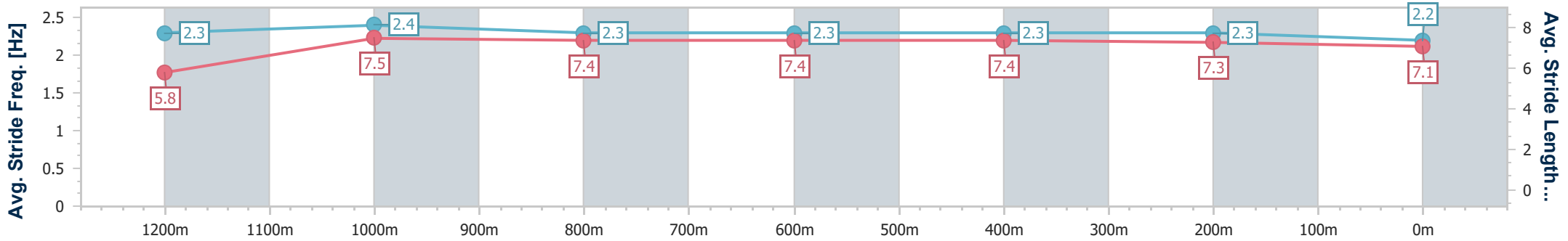
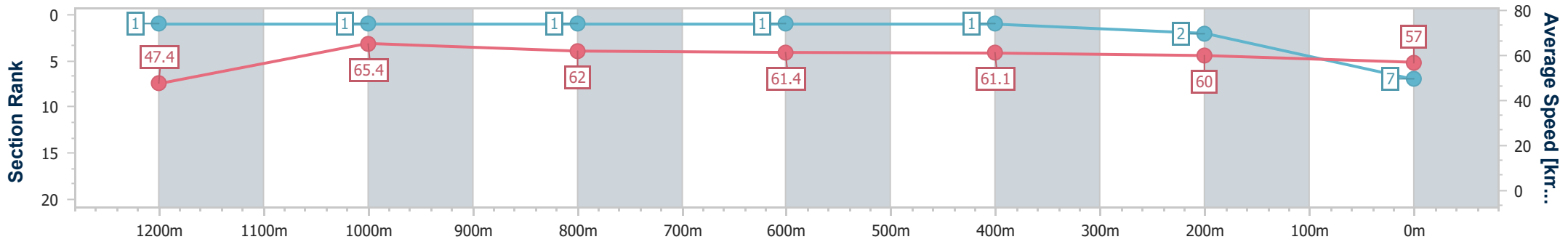
Race 5: GREAT NORTHERN Maiden Plate - 1350m

06 December 2023 - 16:37



Track Rating: Good 4, Weather: Fine, Rail Position: True

Section	Overall	1200m	1000m	800m	600m	400m	200m
Section Times	1:22.01 [7] (0:11.42)	1:10.59 [1] (0:11.01)	0:59.58 [1] (0:11.57)	0:48.01 [1] (0:11.72)	0:36.29 [1] (0:11.75)	0:24.54 [1] (0:11.95)	0:12.59 [2] (0:12.59)
Average Speed [km/h]	47.4	65.4	62.0	61.4	61.1	60.0	57.0
Top Speed [km/h]	65.0	66.6	64.0	61.8	61.5	61.0	59.1
Avg. Dist. to Rail [m]	4.0	2.0	0.4	1.0	0.7	0.9	0.3
Avg. Stride Freq. [Hz]	2.3	2.4	2.3	2.3	2.3	2.3	2.2
Avg. Stride Length [m]	5.8	7.5	7.4	7.4	7.4	7.3	7.1



- [] Ranking at each section and finish
- .-.- No data available at this section
- NA No data available



Horse/Jockey Name	Viking Blood
Final Rank	8
Fastest Section Time (Section)	0:11.38 (1200m)
Top Speed [km/h] (Section)	64.9 (1200m)
Race State	Finished



Ipswich QLD Professional

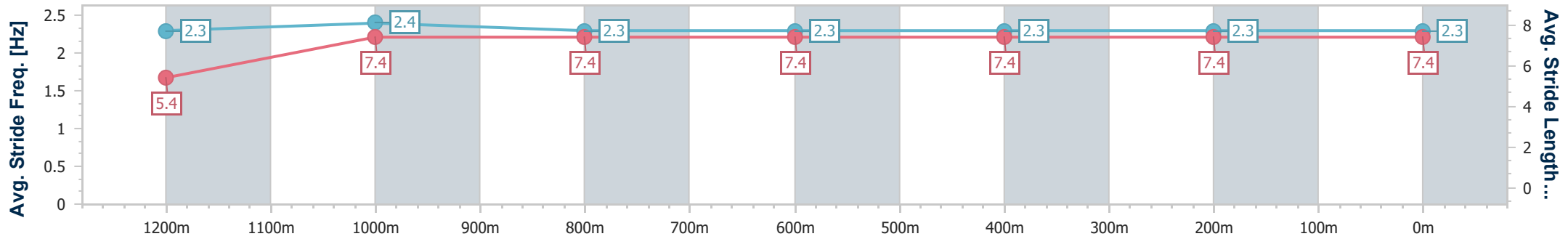
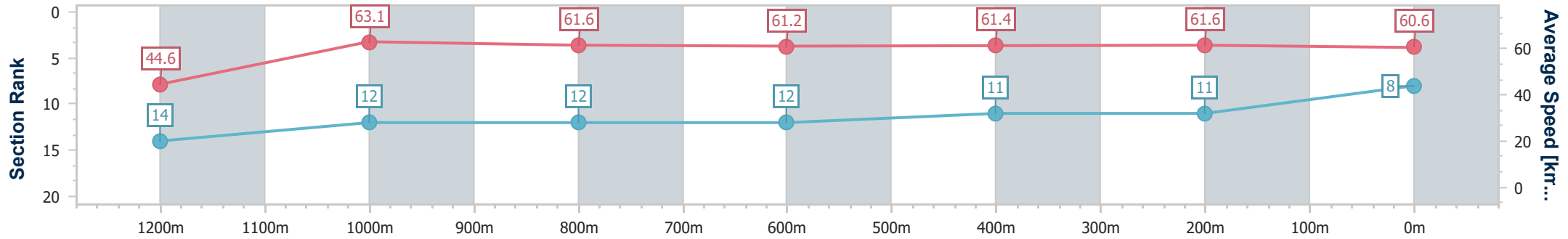
Race 5: GREAT NORTHERN Maiden Plate - 1350m

06 December 2023 - 16:37



Track Rating: Good 4, Weather: Fine, Rail Position: True

Section	Overall	1200m	1000m	800m	600m	400m	200m
Section Times	1:22.35 [8] (0:12.17)	1:10.18 [14] (0:11.38)	0:58.80 [12] (0:11.69)	0:47.11 [12] (0:11.68)	0:35.43 [12] (0:11.75)	0:23.68 [11] (0:11.77)	0:11.91 [11] (0:11.91)
Average Speed [km/h]	44.6	63.1	61.6	61.2	61.4	61.6	60.6
Top Speed [km/h]	62.0	64.9	62.8	62.6	62.6	62.5	62.2
Avg. Dist. to Rail [m]	4.6	1.4	0.4	1.2	0.5	2.8	3.8
Avg. Stride Freq. [Hz]	2.3	2.4	2.3	2.3	2.3	2.3	2.3
Avg. Stride Length [m]	5.4	7.4	7.4	7.4	7.4	7.4	7.4



- [] Ranking at each section and finish
- .-.- No data available at this section
- NA No data available



Horse/Jockey Name	Sharman Pete
Final Rank	9
Fastest Section Time (Section)	0:11.23 (1200m)
Top Speed [km/h] (Section)	65.4 (1200m)
Race State	Finished



Ipswich QLD Professional

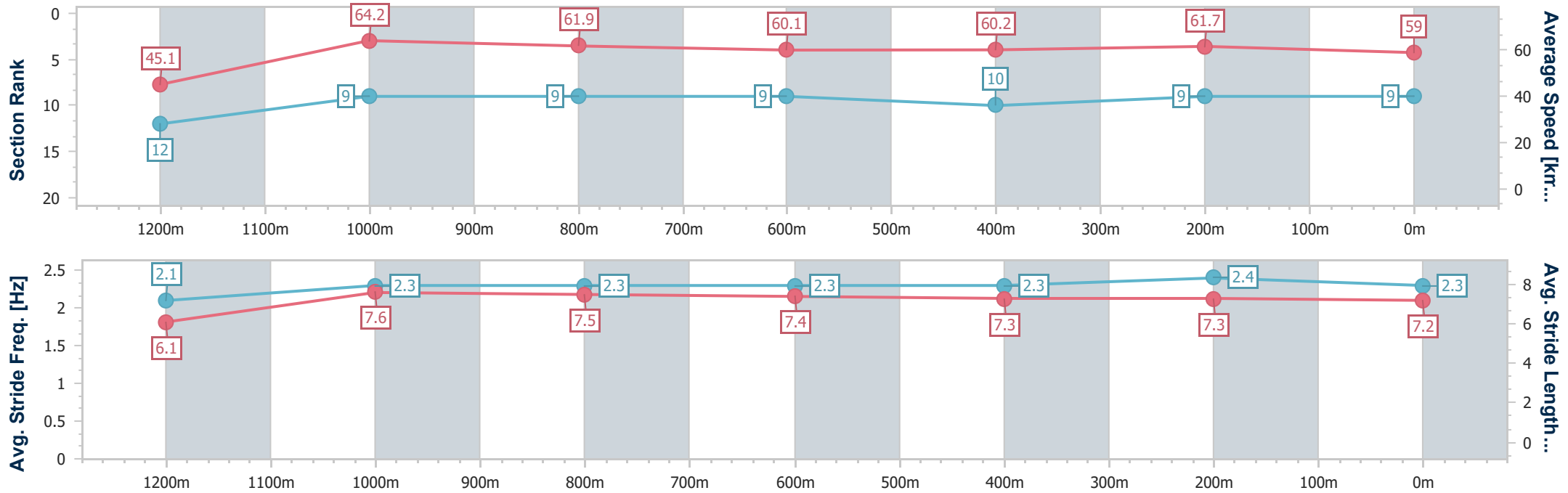
Race 5: GREAT NORTHERN Maiden Plate - 1350m

06 December 2023 - 16:37



Track Rating: Good 4, Weather: Fine, Rail Position: True

Section	Overall	1200m	1000m	800m	600m	400m	200m
Section Times	1:22.48 [9] (0:12.00)	1:10.48 [12] (0:11.23)	0:59.25 [9] (0:11.62)	0:47.63 [9] (0:11.91)	0:35.72 [9] (0:11.88)	0:23.84 [10] (0:11.63)	0:12.21 [9] (0:12.21)
Average Speed [km/h]	45.1	64.2	61.9	60.1	60.2	61.7	59.0
Top Speed [km/h]	63.2	65.4	63.2	62.2	62.5	62.6	60.8
Avg. Dist. to Rail [m]	1.6	0.4	0.4	1.2	1.1	0.7	0.3
Avg. Stride Freq. [Hz]	2.1	2.3	2.3	2.3	2.3	2.4	2.3
Avg. Stride Length [m]	6.1	7.6	7.5	7.4	7.3	7.3	7.2



- [] Ranking at each section and finish
- .-.- No data available at this section
- NA No data available



Horse/Jockey Name	Red Hot Love
Final Rank	10
Fastest Section Time (Section)	0:11.36 (1200m)
Top Speed [km/h] (Section)	64.1 (1200m)
Race State	Finished



Ipswich QLD Professional

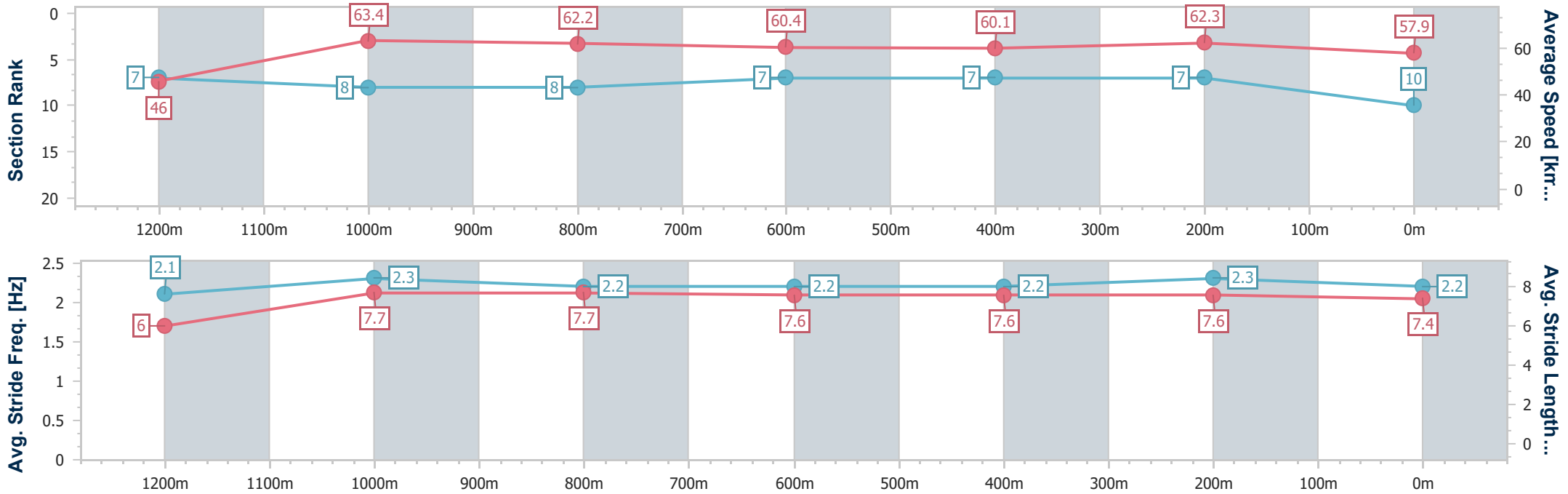
Race 5: GREAT NORTHERN Maiden Plate - 1350m

06 December 2023 - 16:37



Track Rating: Good 4, Weather: Fine, Rail Position: True

Section	Overall	1200m	1000m	800m	600m	400m	200m
Section Times	1:22.50 [10] (0:11.77)	1:10.73 [7] (0:11.36)	0:59.37 [8] (0:11.56)	0:47.81 [8] (0:11.86)	0:35.95 [7] (0:11.92)	0:24.03 [7] (0:11.61)	0:12.42 [7] (0:12.42)
Average Speed [km/h]	46.0	63.4	62.2	60.4	60.1	62.3	57.9
Top Speed [km/h]	63.5	64.1	63.7	60.9	62.4	63.4	61.1
Avg. Dist. to Rail [m]	0.9	0.6	0.3	1.0	0.6	0.7	1.4
Avg. Stride Freq. [Hz]	2.1	2.3	2.2	2.2	2.2	2.3	2.2
Avg. Stride Length [m]	6.0	7.7	7.7	7.6	7.6	7.6	7.4



- [] Ranking at each section and finish
- .-.- No data available at this section
- NA No data available



Horse/Jockey Name	Wholelottatapin
Final Rank	11
Fastest Section Time (Section)	0:11.28 (1200m)
Top Speed [km/h] (Section)	65.3 (1200m)
Race State	Finished



Ipswich QLD Professional

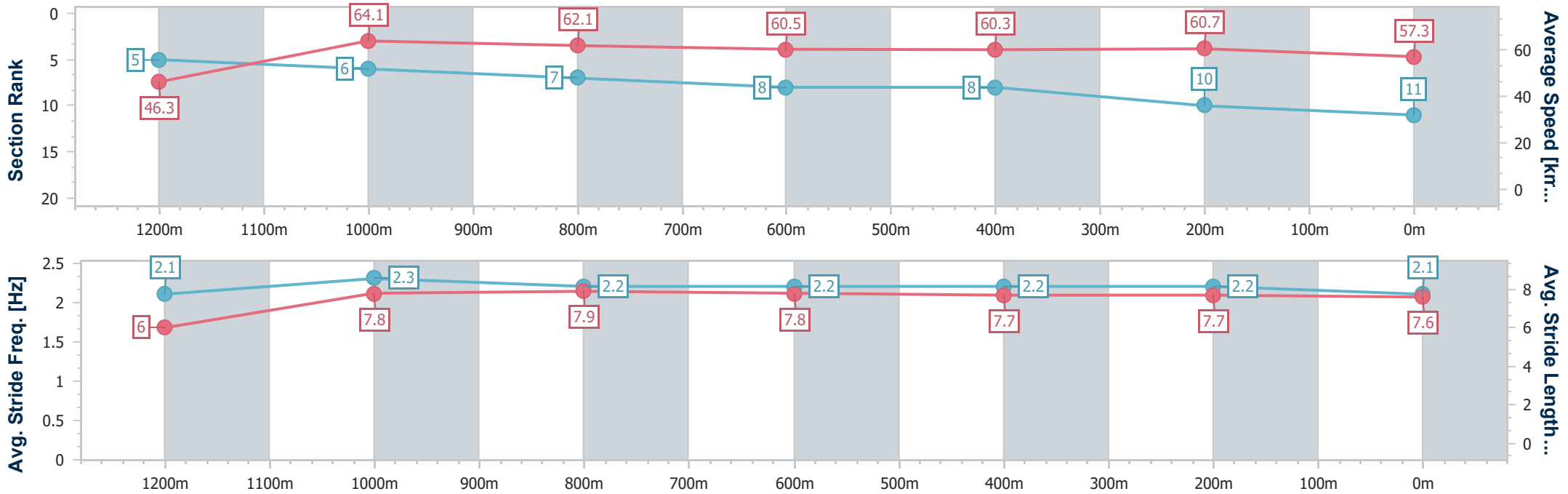
Race 5: GREAT NORTHERN Maiden Plate - 1350m

06 December 2023 - 16:37



Track Rating: Good 4, Weather: Fine, Rail Position: True

Section	Overall	1200m	1000m	800m	600m	400m	200m
Section Times	1:22.96 [11] (0:11.70)	1:11.26 [5] (0:11.28)	0:59.98 [6] (0:11.64)	0:48.34 [7] (0:11.94)	0:36.40 [8] (0:11.96)	0:24.44 [8] (0:11.89)	0:12.55 [10] (0:12.55)
Average Speed [km/h]	46.3	64.1	62.1	60.5	60.3	60.7	57.3
Top Speed [km/h]	64.4	65.3	62.7	61.4	61.3	61.9	60.6
Avg. Dist. to Rail [m]	12.6	5.3	1.4	0.4	0.6	1.6	1.7
Avg. Stride Freq. [Hz]	2.1	2.3	2.2	2.2	2.2	2.2	2.1
Avg. Stride Length [m]	6.0	7.8	7.9	7.8	7.7	7.7	7.6



- [] Ranking at each section and finish
- .-.- No data available at this section
- NA No data available



Horse/Jockey Name	Helluva Soiree
Final Rank	12
Fastest Section Time (Section)	0:11.53 (1200m)
Top Speed [km/h] (Section)	63.6 (400m)
Race State	Finished



Ipswich QLD Professional

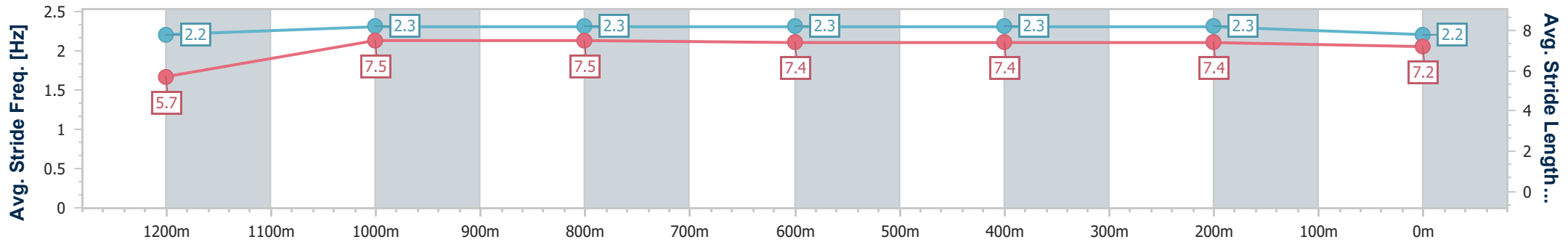
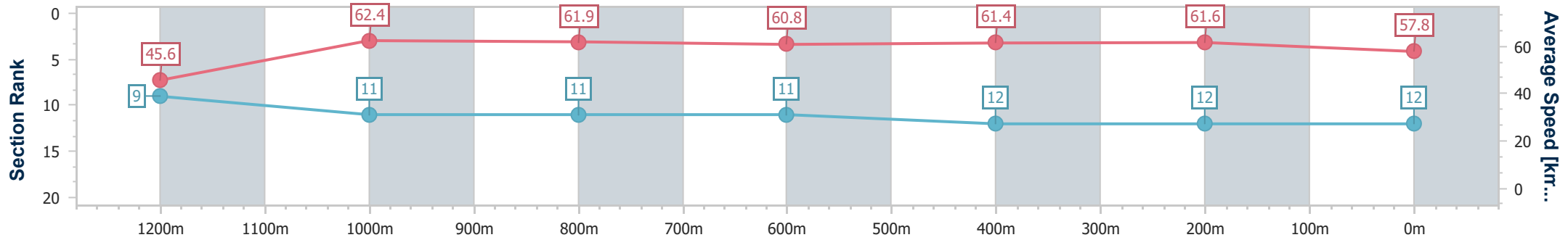
Race 5: GREAT NORTHERN Maiden Plate - 1350m

06 December 2023 - 16:37



Track Rating: Good 4, Weather: Fine, Rail Position: True

Section	Overall	1200m	1000m	800m	600m	400m	200m
Section Times	1:23.02 [12] (0:11.88)	1:11.14 [9] (0:11.53)	0:59.61 [11] (0:11.68)	0:47.93 [11] (0:11.81)	0:36.12 [11] (0:11.81)	0:24.31 [12] (0:11.89)	0:12.42 [12] (0:12.42)
Average Speed [km/h]	45.6	62.4	61.9	60.8	61.4	61.6	57.8
Top Speed [km/h]	62.7	63.5	62.1	62.2	63.5	63.6	60.2
Avg. Dist. to Rail [m]	5.6	1.8	0.6	0.3	1.3	4.8	4.2
Avg. Stride Freq. [Hz]	2.2	2.3	2.3	2.3	2.3	2.3	2.2
Avg. Stride Length [m]	5.7	7.5	7.5	7.4	7.4	7.4	7.2



- [] Ranking at each section and finish
- .-.- No data available at this section
- NA No data available



Horse/Jockey Name	Hidden Flame
Final Rank	13
Fastest Section Time (Section)	0:11.49 (1200m)
Top Speed [km/h] (Section)	63.6 (1200m)
Race State	Finished



Ipswich QLD Professional

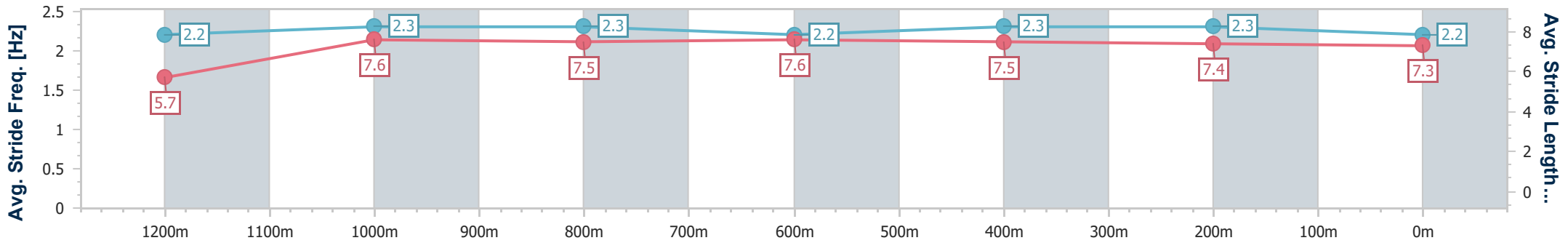
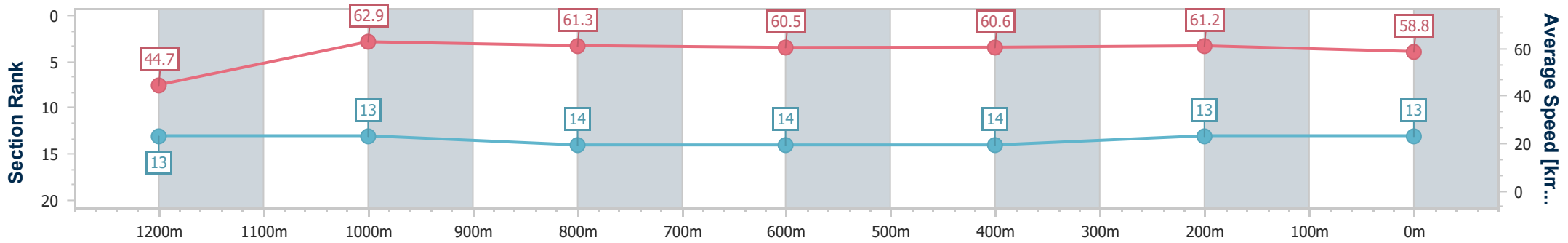
Race 5: GREAT NORTHERN Maiden Plate - 1350m

06 December 2023 - 16:37



Track Rating: Good 4, Weather: Fine, Rail Position: True

Section	Overall	1200m	1000m	800m	600m	400m	200m
Section Times	1:23.06 [13] (0:12.08)	1:10.98 [13] (0:11.49)	0:59.49 [13] (0:11.73)	0:47.76 [14] (0:11.93)	0:35.83 [14] (0:11.84)	0:23.99 [14] (0:11.77)	0:12.22 [13] (0:12.22)
Average Speed [km/h]	44.7	62.9	61.3	60.5	60.6	61.2	58.8
Top Speed [km/h]	60.7	63.6	63.4	62.9	61.8	61.9	60.1
Avg. Dist. to Rail [m]	11.0	2.6	0.9	0.2	0.4	0.5	0.6
Avg. Stride Freq. [Hz]	2.2	2.3	2.3	2.2	2.3	2.3	2.2
Avg. Stride Length [m]	5.7	7.6	7.5	7.6	7.5	7.4	7.3



- [] Ranking at each section and finish
- .-.- No data available at this section
- NA No data available



Horse/Jockey Name	Doni Tondo
Final Rank	14
Fastest Section Time (Section)	0:11.67 (800m)
Top Speed [km/h] (Section)	63.9 (800m)
Race State	Finished



Ipswich QLD Professional

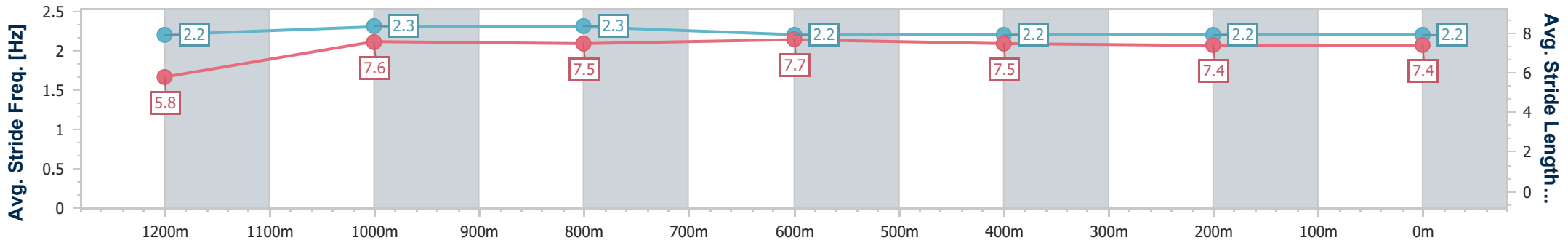
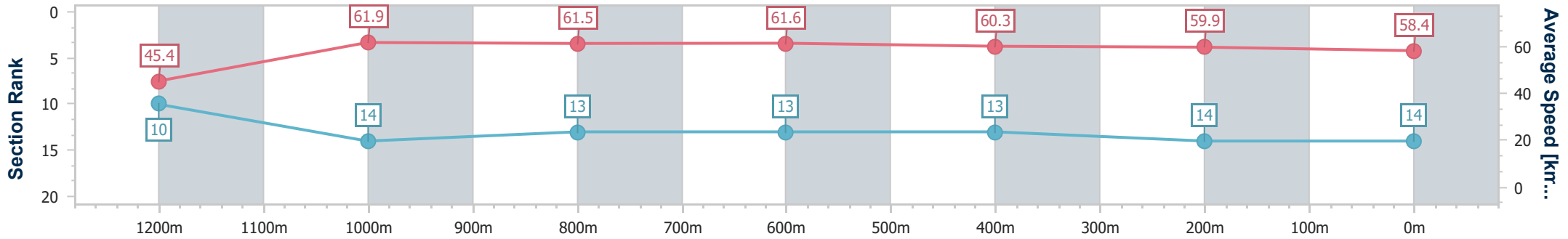
Race 5: GREAT NORTHERN Maiden Plate - 1350m

06 December 2023 - 16:37



Track Rating: Good 4, Weather: Fine, Rail Position: True

Section	Overall	1200m	1000m	800m	600m	400m	200m
Section Times	1:23.41 [14] (0:11.90)	1:11.51 [10] (0:11.68)	0:59.83 [14] (0:11.71)	0:48.12 [13] (0:11.67)	0:36.45 [13] (0:12.07)	0:24.38 [13] (0:12.06)	0:12.32 [14] (0:12.32)
Average Speed [km/h]	45.4	61.9	61.5	61.6	60.3	59.9	58.4
Top Speed [km/h]	62.4	62.7	63.0	63.9	61.4	61.0	60.1
Avg. Dist. to Rail [m]	9.4	3.3	0.8	0.1	1.5	1.7	2.9
Avg. Stride Freq. [Hz]	2.2	2.3	2.3	2.2	2.2	2.2	2.2
Avg. Stride Length [m]	5.8	7.6	7.5	7.7	7.5	7.4	7.4



- [] Ranking at each section and finish
- .-.- No data available at this section
- NA No data available