



# Ladbrokes Cannon Park QLD Professional

## Race 2: DIAGEO AUSTRALIA BENCHMARK 70 Handicap - 1400m

07 December 2023 - 13:10



Track Rating: Soft 5, Weather: Overcast, Rail Position: 1.5m 1000m-350m

Section	Overall	1200m	1000m	800m	600m	400m	Last 600m
Field Times	1:25.21 (0:15.15)	1:10.06 (0:11.41)	0:58.65 (0:11.54)	0:47.11 (0:11.68)	0:35.43 (0:11.71)	0:23.72 (0:11.70)	0:35.43

Rank	TAB	Horse/Jockey	Barrier	Top Speed [km/h]	Fastest Section	Overall	1200m	1000m	800m	600m	400m	Last 600m	Distance Travelled [m]
1	4	GULF OF LION Ryan Wiggins	1	64.2 400m	0:11.44 1200m	1:25.21 [1] (0:15.44)	1:09.77 [3] (0:11.44)	0:58.33 [4] (0:11.52)	0:46.81 [4] (0:11.67)	0:35.14 [4] (0:11.62)	0:23.52 [3] (0:11.51)	0:35.14	
2	3	VIENNA RAIN Lacey Morrison	5	63.6 1200m	0:11.41 1200m	1:25.49 [2] (0:15.15)	1:10.34 [1] (0:11.41)	0:58.93 [1] (0:11.55)	0:47.38 [2] (0:11.69)	0:35.69 [2] (0:11.69)	0:24.00 [1] (0:11.70)	0:35.69	+2
3	2	REALEZA Nathan Thomas	3	64.7 1200m	0:11.35 1200m	1:25.56 [3] (0:15.49)	1:10.07 [4] (0:11.35)	0:58.72 [3] (0:11.55)	0:47.17 [3] (0:11.66)	0:35.51 [3] (0:11.73)	0:23.78 [4] (0:11.73)	0:35.51	+5
4	5	MIRROR ILLUSION Jason Taylor	4	63.7 1200m	0:11.43 1200m	1:25.65 [4] (0:15.74)	1:09.91 [5] (0:11.43)	0:58.48 [5] (0:11.54)	0:46.94 [5] (0:11.60)	0:35.34 [5] (0:11.76)	0:23.58 [5] (0:11.65)	0:35.34	+5
5	7	DIVINE WIT Jackson Murphy	6	65.5 1200m	0:11.33 1200m	1:26.54 [5] (0:15.24)	1:11.30 [2] (0:11.33)	0:59.97 [2] (0:11.53)	0:48.44 [1] (0:11.68)	0:36.76 [1] (0:11.75)	0:25.01 [2] (0:12.00)	0:36.76	+4

Scratched: Rough Cut Jewel (#1), Conquering Judas (#6)

[ ] Ranking at each section and finish  
 -:-:- No data available at this section  
 NA No data available

SCN Saddle cloth number  
 DNF Did not finish  
 DNT Did not track



# Ladbrokes Cannon Park QLD Professional

## Race 2: DIAGEO AUSTRALIA BENCHMARK 70 Handicap - 1400m

07 December 2023 - 13:10



Track Rating: Soft 5, Weather: Overcast, Rail Position: 1.5m 1000m-350m

Section				200m				Last 600m	
Field Times				0:12.02 (0:12.02)				0:35.43	
Rank	TAB	Horse/Jockey	Barrier	Top Speed [km/h]	Fastest Section	Margin			Distance Travelled [m]
1	4	<b>GULF OF LION</b> Ryan Wiggins	1	64.2 400m	0:11.44 1200m	0:12.01 [2] (0:12.01)	1:25.21		0:35.14
2	3	<b>VIENNA RAIN</b> Lacey Morrison	5	63.6 1200m	0:11.41 1200m	0:12.30 [1] (0:12.30)	1.5L		0:35.69 +2
3	2	<b>REALEZA</b> Nathan Thomas	3	64.7 1200m	0:11.35 1200m	0:12.05 [3] (0:12.05)	1.8L		0:35.51 +5
4	5	<b>MIRROR ILLUSION</b> Jason Taylor	4	63.7 1200m	0:11.43 1200m	0:11.93 [5] (0:11.93)	2.2L		0:35.34 +5
5	7	<b>DIVINE WIT</b> Jackson Murphy	6	65.5 1200m	0:11.33 1200m	0:13.01 [4] (0:13.01)	7.2L		0:36.76 +4

Scratched: Rough Cut Jewel (#1), Conquering Judas (#6)



Horse/Jockey Name	Gulf Of Lion
Final Rank	1
Fastest Section Time (Section)	0:11.44 (1200m)
Top Speed [km/h] (Section)	64.2 (400m)
Race State	Finished



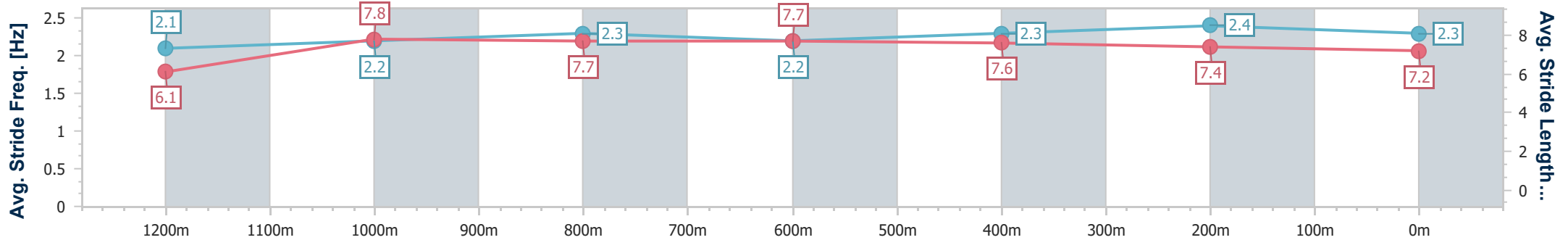
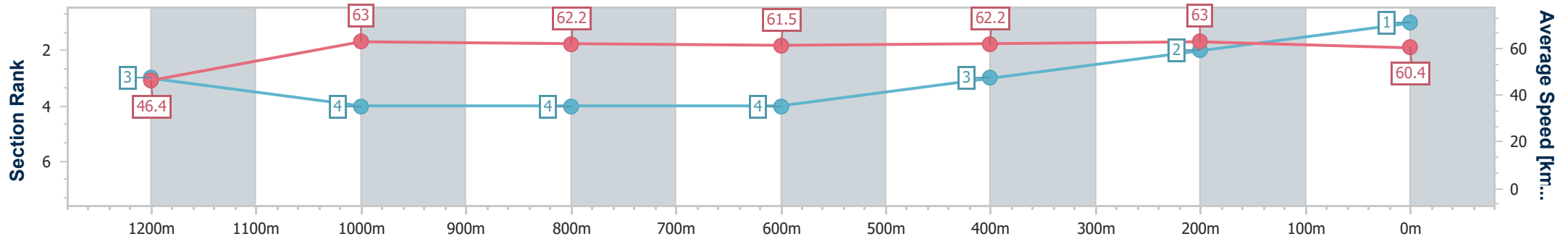
Ladbrokes Cannon Park QLD Professional  
Race 2: DIAGEO AUSTRALIA BENCHMARK 70 Handicap - 1400m

07 December 2023 - 13:10

Track Rating: Soft 5, Weather: Overcast, Rail Position: 1.5m 1000m-350m



Section	Overall	1200m	1000m	800m	600m	400m	200m
Section Times	1:25.21 [1] (0:15.44)	1:09.77 [3] (0:11.44)	0:58.33 [4] (0:11.52)	0:46.81 [4] (0:11.67)	0:35.14 [4] (0:11.62)	0:23.52 [3] (0:11.51)	0:12.01 [2] (0:12.01)
Average Speed [km/h]	46.4	63.0	62.2	61.5	62.2	63.0	60.4
Top Speed [km/h]	61.5	63.7	62.7	62.0	63.4	64.2	63.3
Avg. Dist. to Rail [m]	3.4	1.0	1.0	0.2	0.8	3.9	3.5
Avg. Stride Freq. [Hz]	2.1	2.2	2.3	2.2	2.3	2.4	2.3
Avg. Stride Length [m]	6.1	7.8	7.7	7.7	7.6	7.4	7.2



- [ ] Ranking at each section and finish
- .-.- No data available at this section
- NA No data available



Horse/Jockey Name	Vienna Rain
Final Rank	2
Fastest Section Time (Section)	0:11.41 (1200m)
Top Speed [km/h] (Section)	63.6 (1200m)
Race State	Finished



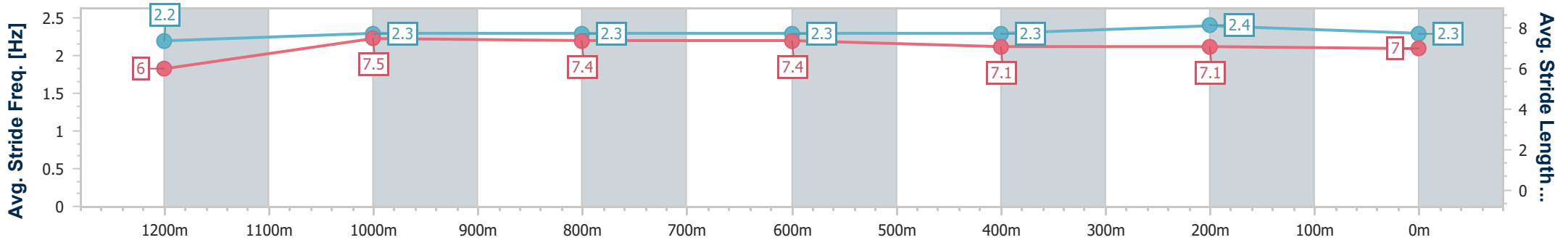
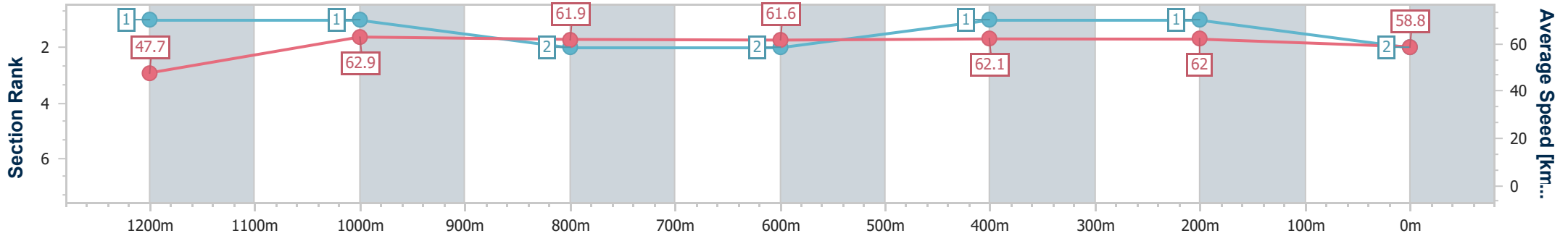
Ladbrokes Cannon Park QLD Professional  
Race 2: DIAGEO AUSTRALIA BENCHMARK 70 Handicap - 1400m

07 December 2023 - 13:10

Track Rating: Soft 5, Weather: Overcast, Rail Position: 1.5m 1000m-350m



Section	Overall	1200m	1000m	800m	600m	400m	200m
Section Times	1:25.49 [2] (0:15.15)	1:10.34 [1] (0:11.41)	0:58.93 [1] (0:11.55)	0:47.38 [2] (0:11.69)	0:35.69 [2] (0:11.69)	0:24.00 [1] (0:11.70)	0:12.30 [1] (0:12.30)
Average Speed [km/h]	47.7	62.9	61.9	61.6	62.1	62.0	58.8
Top Speed [km/h]	62.6	63.6	62.2	62.2	62.3	62.6	61.3
Avg. Dist. to Rail [m]	3.1	1.3	1.0	0.3	1.0	2.7	2.1
Avg. Stride Freq. [Hz]	2.2	2.3	2.3	2.3	2.3	2.4	2.3
Avg. Stride Length [m]	6.0	7.5	7.4	7.4	7.1	7.1	7.0



- [ ] Ranking at each section and finish
- .-.- No data available at this section
- NA No data available



Horse/Jockey Name	Realeza
Final Rank	3
Fastest Section Time (Section)	0:11.35 (1200m)
Top Speed [km/h] (Section)	64.7 (1200m)
Race State	Finished



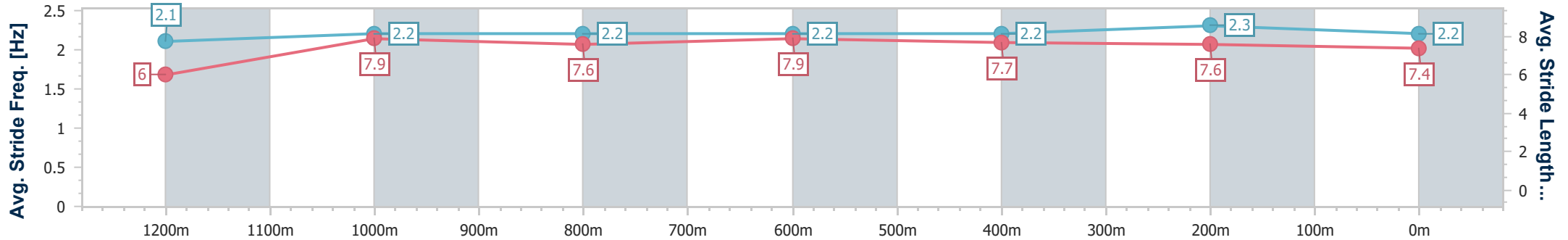
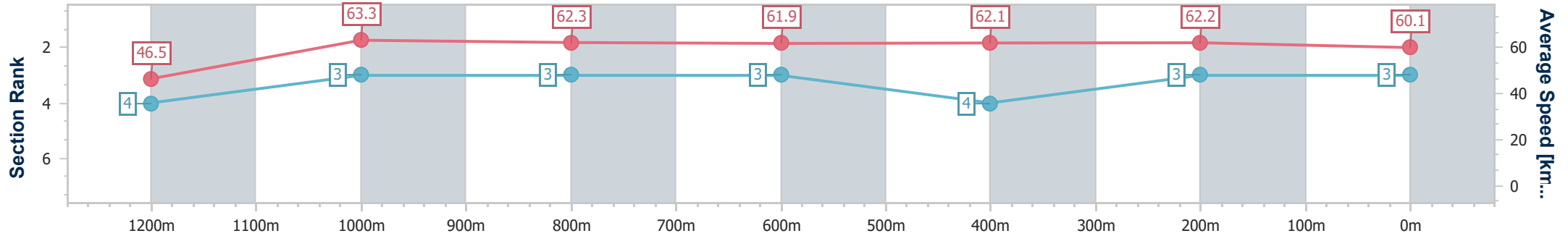
Ladbrokes Cannon Park QLD Professional  
Race 2: DIAGEO AUSTRALIA BENCHMARK 70 Handicap - 1400m

07 December 2023 - 13:10

Track Rating: Soft 5, Weather: Overcast, Rail Position: 1.5m 1000m-350m



Section	Overall	1200m	1000m	800m	600m	400m	200m
Section Times	1:25.56 [3] (0:15.49)	1:10.07 [4] (0:11.35)	0:58.72 [3] (0:11.55)	0:47.17 [3] (0:11.66)	0:35.51 [3] (0:11.73)	0:23.78 [4] (0:11.73)	0:12.05 [3] (0:12.05)
Average Speed [km/h]	46.5	63.3	62.3	61.9	62.1	62.2	60.1
Top Speed [km/h]	62.0	64.7	63.3	63.0	63.7	62.9	61.2
Avg. Dist. to Rail [m]	2.7	0.3	0.5	1.2	2.2	5.3	6.2
Avg. Stride Freq. [Hz]	2.1	2.2	2.2	2.2	2.2	2.3	2.2
Avg. Stride Length [m]	6.0	7.9	7.6	7.9	7.7	7.6	7.4



- [ ] Ranking at each section and finish
- .-.- No data available at this section
- NA No data available



Horse/Jockey Name	Mirror Illusion
Final Rank	4
Fastest Section Time (Section)	0:11.43 (1200m)
Top Speed [km/h] (Section)	63.7 (1200m)
Race State	Finished



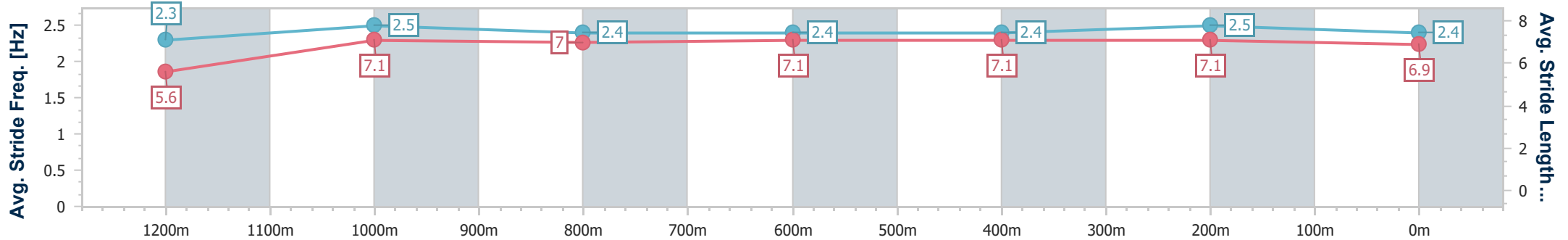
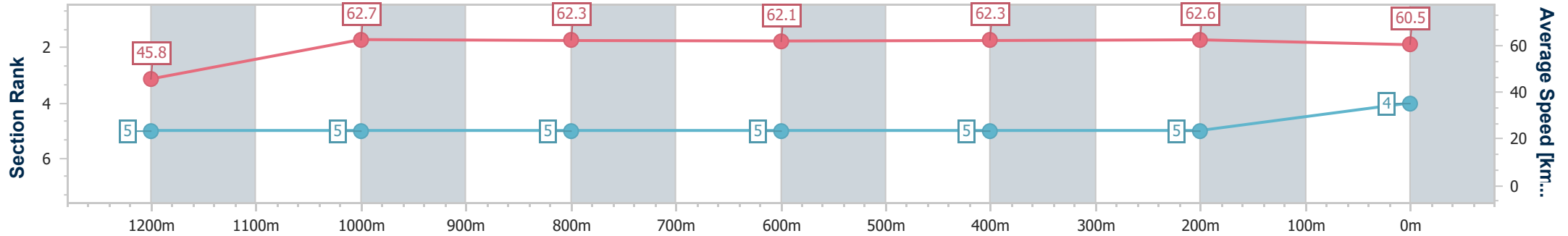
Ladbrokes Cannon Park QLD Professional  
Race 2: DIAGEO AUSTRALIA BENCHMARK 70 Handicap - 1400m

07 December 2023 - 13:10

Track Rating: Soft 5, Weather: Overcast, Rail Position: 1.5m 1000m-350m



Section	Overall	1200m	1000m	800m	600m	400m	200m
Section Times	1:25.65 [4] (0:15.74)	1:09.91 [5] (0:11.43)	0:58.48 [5] (0:11.54)	0:46.94 [5] (0:11.60)	0:35.34 [5] (0:11.76)	0:23.58 [5] (0:11.65)	0:11.93 [5] (0:11.93)
Average Speed [km/h]	45.8	62.7	62.3	62.1	62.3	62.6	60.5
Top Speed [km/h]	60.8	63.7	63.1	63.4	63.0	63.5	61.9
Avg. Dist. to Rail [m]	2.5	0.4	0.6	1.4	2.6	6.2	7.5
Avg. Stride Freq. [Hz]	2.3	2.5	2.4	2.4	2.4	2.5	2.4
Avg. Stride Length [m]	5.6	7.1	7.0	7.1	7.1	7.1	6.9



- [ ] Ranking at each section and finish
- .-.- No data available at this section
- NA No data available



Horse/Jockey Name	Divine Wit
Final Rank	5
Fastest Section Time (Section)	0:11.33 (1200m)
Top Speed [km/h] (Section)	65.5 (1200m)
Race State	Finished



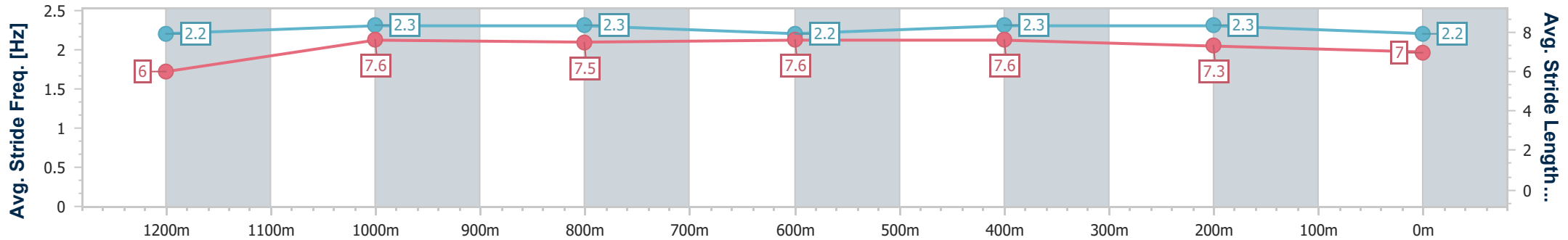
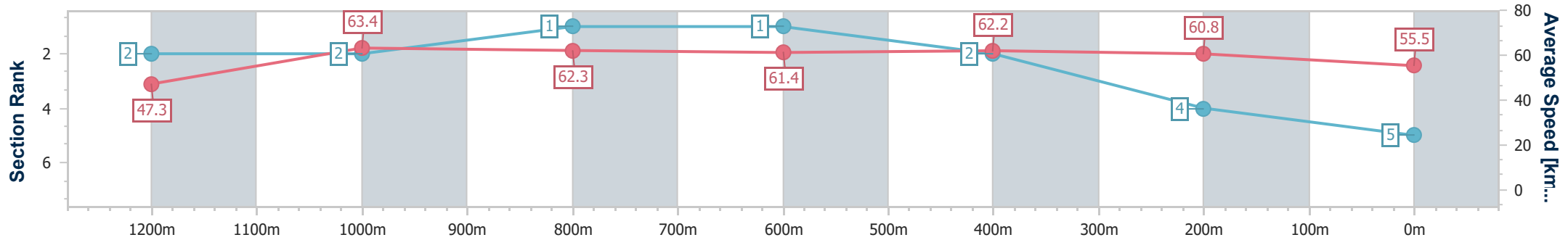
Ladbrokes Cannon Park QLD Professional  
Race 2: DIAGEO AUSTRALIA BENCHMARK 70 Handicap - 1400m

07 December 2023 - 13:10

Track Rating: Soft 5, Weather: Overcast, Rail Position: 1.5m 1000m-350m



Section	Overall	1200m	1000m	800m	600m	400m	200m
Section Times	1:26.54 [5] (0:15.24)	1:11.30 [2] (0:11.33)	0:59.97 [2] (0:11.53)	0:48.44 [1] (0:11.68)	0:36.76 [1] (0:11.75)	0:25.01 [2] (0:12.00)	0:13.01 [4] (0:13.01)
Average Speed [km/h]	47.3	63.4	62.3	61.4	62.2	60.8	55.5
Top Speed [km/h]	62.1	65.5	62.9	62.2	62.8	61.8	59.7
Avg. Dist. to Rail [m]	3.3	0.7	0.6	1.2	2.0	5.0	4.4
Avg. Stride Freq. [Hz]	2.2	2.3	2.3	2.2	2.3	2.3	2.2
Avg. Stride Length [m]	6.0	7.6	7.5	7.6	7.6	7.3	7.0



- [ ] Ranking at each section and finish
- .-.- No data available at this section
- NA No data available