



Toowoomba QLD Professional

Race 5: HIGHFIELDS BUILDER PTY LTD BENCHMARK 62 Handicap - 1890m

09 December 2023 - 19:42



Track Rating: Good 4 , Weather: Fine, Rail Position: +3m Entire

Section	Overall	1600m	1400m	1200m	1000m	800m	600m	Last 600m						
Field Times	2:00.05 (0:22.35)	1:37.70 (0:11.08)	1:26.62 (0:11.56)	1:15.06 (0:12.06)	1:03.00 (0:12.73)	0:50.27 (0:12.58)	0:37.69 (0:12.64)	0:37.69						
Rank	TAB	Horse/Jockey	Barrier	Top Speed [km/h]	Fastest Section								Distance Travelled [m]	
1	5	BEARHUG Les Tilley	6	66.8 1600m	0:11.19 1600m	2:00.05 [1] (0:22.55)	1:37.50 [4] (0:11.19)	1:26.31 [5] (0:11.50)	1:14.81 [4] (0:11.99)	1:02.82 [2] (0:12.65)	0:50.17 [2] (0:12.54)	0:37.63 [2] (0:12.58)	0:37.63	
2	2	DROP THE PILOT Sariah Champkin	1	64.7 Overall	0:11.34 1600m	2:00.53 [2] (0:22.57)	1:37.96 [5] (0:11.34)	1:26.62 [6] (0:11.54)	1:15.08 [5] (0:12.05)	1:03.03 [5] (0:12.78)	0:50.25 [6] (0:12.57)	0:37.68 [6] (0:12.68)	0:37.68	+0
3	3	KNEZE Kenji Yoshida	4	65.7 1600m	0:11.24 1600m	2:00.76 [3] (0:22.43)	1:38.33 [2] (0:11.24)	1:27.09 [3] (0:11.82)	1:15.27 [7] (0:12.13)	1:03.14 [7] (0:12.70)	0:50.44 [7] (0:12.41)	0:38.03 [5] (0:12.67)	0:38.03	-3
4	7	MY WHISTLEBLOWER Savannah McCann	5	67.1 1600m	0:11.04 1600m	2:00.91 [4] (0:22.66)	1:38.25 [6] (0:11.04)	1:27.21 [4] (0:11.53)	1:15.68 [3] (0:12.04)	1:03.64 [3] (0:12.80)	0:50.84 [4] (0:12.54)	0:38.30 [3] (0:12.74)	0:38.30	+1
5	6	MORE THAN SUBTLE Brodie Loy	11	66.9 Overall	0:11.23 1600m	2:01.17 [5] (0:23.04)	1:38.13 [9] (0:11.23)	1:26.90 [9] (0:11.54)	1:15.36 [9] (0:12.13)	1:03.23 [9] (0:12.61)	0:50.62 [8] (0:12.47)	0:38.15 [9] (0:12.66)	0:38.15	+0
6	1	HARBELLE Sophie Wilcock	7	67.8 Overall	0:11.00 1600m	2:01.63 [6] (0:22.44)	1:39.19 [3] (0:11.00)	1:28.19 [2] (0:11.55)	1:16.64 [1] (0:12.06)	1:04.58 [1] (0:12.73)	0:51.85 [1] (0:12.58)	0:39.27 [1] (0:12.85)	0:39.27	-1
7	8	RUDIMENTARY Karl Zechner	10	66.9 1600m	0:11.08 1600m	2:02.57 [7] (0:22.35)	1:40.22 [1] (0:11.08)	1:29.14 [1] (0:11.77)	1:17.37 [2] (0:12.13)	1:05.24 [4] (0:12.73)	0:52.51 [3] (0:12.57)	0:39.94 [4] (0:12.87)	0:39.94	-1
8	11	EVRYNOW'N'THEN Cecily Eaton	8	66.7 1400m	0:11.16 1600m	2:04.31 [8] (0:22.87)	1:41.44 [7] (0:11.16)	1:30.28 [7] (0:11.46)	1:18.82 [6] (0:12.04)	1:06.78 [6] (0:12.73)	0:54.05 [5] (0:12.73)	0:41.32 [7] (0:13.24)	0:41.32	+10
9	4	THORNYCROFT Nozi Tomizawa	2	66.0 Overall	0:11.20 1600m	2:06.52 [9] (0:22.93)	1:43.59 [8] (0:11.20)	1:32.39 [8] (0:11.68)	1:20.71 [8] (0:12.09)	1:08.62 [8] (0:12.68)	0:55.94 [9] (0:12.43)	0:43.51 [8] (0:12.92)	0:43.51	+6

Scratched: American Pioneer (#9), Epic Love (#10)



Toowoomba QLD Professional

Race 5: HIGHFIELDS BUILDER PTY LTD BENCHMARK 62 Handicap - 1890m

09 December 2023 - 19:42



Track Rating: Good 4 , Weather: Fine, Rail Position: +3m Entire

Section			400m	200m			Last 600m			
Field Times			0:25.05 (0:12.11)	0:12.94 (0:12.94)			0:37.69			
Rank	TAB	Horse/Jockey	Barrier	Top Speed [km/h]	Fastest Section	Margin		Distance Travelled [m]		
1	5	BEARHUG Les Tilley	6	66.8 1600m	0:11.19 1600m	0:25.05 [1] (0:12.11)	0:12.94 [1] (0:12.94)	2:00.05	0:37.63	
2	2	DROP THE PILOT Sariah Champkin	1	64.7 Overall	0:11.34 1600m	0:25.00 [6] (0:12.49)	0:12.51 [2] (0:12.51)	2.8L	0:37.68	+0
3	3	KNEZE Kenji Yoshida	4	65.7 1600m	0:11.24 1600m	0:25.36 [4] (0:12.94)	0:12.42 [5] (0:12.42)	4.1L	0:38.03	-3
4	7	MY WHISTLEBLOWER Savannah McCann	5	67.1 1600m	0:11.04 1600m	0:25.56 [3] (0:12.68)	0:12.88 [3] (0:12.88)	4.9L	0:38.30	+1
5	6	MORE THAN SUBTLE Brodie Loy	11	66.9 Overall	0:11.23 1600m	0:25.49 [7] (0:12.77)	0:12.72 [6] (0:12.72)	6.2L	0:38.15	+0
6	1	HARBELLE Sophie Wilcock	7	67.8 Overall	0:11.00 1600m	0:26.42 [2] (0:13.01)	0:13.41 [4] (0:13.41)	9L	0:39.27	-1
7	8	RUDIMENTARY Karl Zechner	10	66.9 1600m	0:11.08 1600m	0:27.07 [5] (0:13.20)	0:13.87 [7] (0:13.87)	14.3L	0:39.94	-1
8	11	EVRYNOW'N'THEN Cecily Eaton	8	66.7 1400m	0:11.16 1600m	0:28.08 [9] (0:13.79)	0:14.29 [8] (0:14.29)	24.6L	0:41.32	+10
9	4	THORNYCROFT Nozi Tomizawa	2	66.0 Overall	0:11.20 1600m	0:30.59 [8] (0:14.27)	0:16.32 [9] (0:16.32)	37.4L	0:43.51	+6

Scratched: American Pioneer (#9), Epic Love (#10)



Horse/Jockey Name	Bearhug
Final Rank	1
Fastest Section Time (Section)	0:11.19 (1600m)
Top Speed [km/h] (Section)	66.8 (1600m)
Race State	Finished



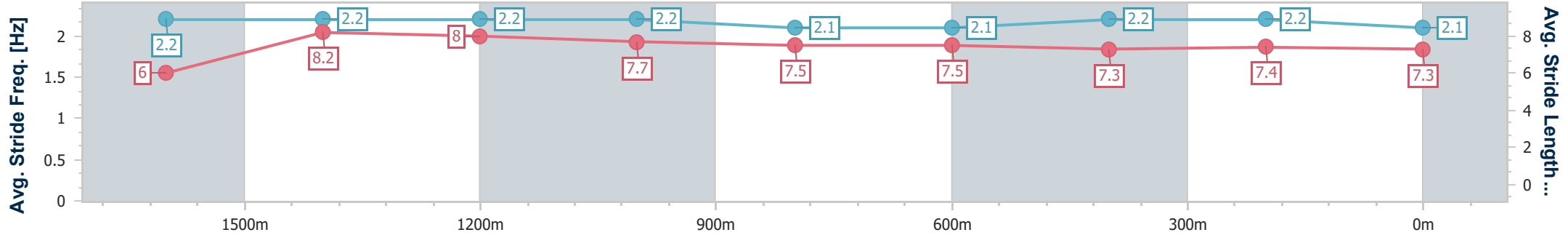
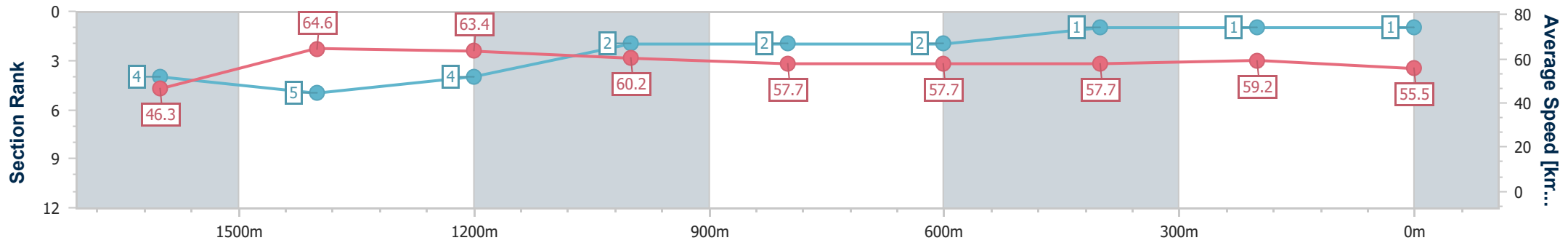
Toowoomba QLD Professional
Race 5: HIGHFIELDS BUILDER PTY LTD BENCHMARK 62
Handicap - 1890m



09 December 2023 - 19:42

Track Rating: Good 4 , Weather: Fine, Rail Position: +3m Entire

Section	Overall	1600m	1400m	1200m	1000m	800m	600m	400m	200m
Section Times	2:00.05 [1] (0:22.55)	1:37.50 [4] (0:11.19)	1:26.31 [5] (0:11.50)	1:14.81 [4] (0:11.99)	1:02.82 [2] (0:12.65)	0:50.17 [2] (0:12.54)	0:37.63 [2] (0:12.58)	0:25.05 [1] (0:12.11)	0:12.94 [1] (0:12.94)
Average Speed [km/h]	46.3	64.6	63.4	60.2	57.7	57.7	57.7	59.2	55.5
Top Speed [km/h]	64.5	66.8	66.0	61.5	59.1	58.5	58.6	60.2	58.8
Avg. Dist. to Rail [m]	3.9	1.7	2.5	2.8	3.3	2.5	1.5	0.9	0.9
Avg. Stride Freq. [Hz]	2.2	2.2	2.2	2.2	2.1	2.1	2.2	2.2	2.1
Avg. Stride Length [m]	6.0	8.2	8.0	7.7	7.5	7.5	7.3	7.4	7.3



- [] Ranking at each section and finish
- .-.- No data available at this section
- NA No data available



Horse/Jockey Name	Drop The Pilot
Final Rank	2
Fastest Section Time (Section)	0:11.34 (1600m)
Top Speed [km/h] (Section)	64.7 (Overall)
Race State	Finished



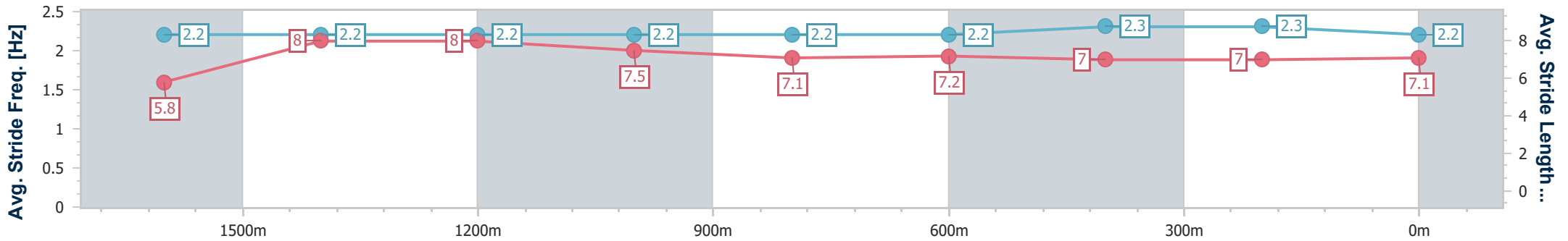
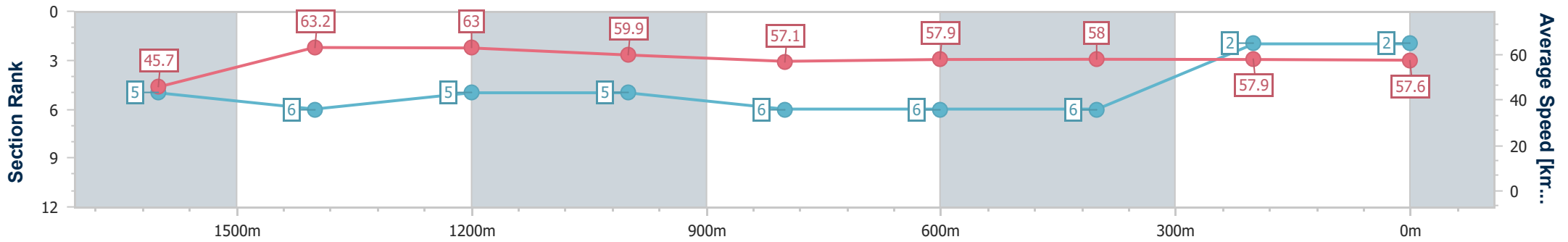
Toowoomba QLD Professional
 Race 5: HIGHFIELDS BUILDER PTY LTD BENCHMARK 62
 Handicap - 1890m



09 December 2023 - 19:42

Track Rating: Good 4 , Weather: Fine, Rail Position: +3m Entire

Section	Overall	1600m	1400m	1200m	1000m	800m	600m	400m	200m
Section Times	2:00.53 [2] (0:22.57)	1:37.96 [5] (0:11.34)	1:26.62 [6] (0:11.54)	1:15.08 [5] (0:12.05)	1:03.03 [5] (0:12.78)	0:50.25 [6] (0:12.57)	0:37.68 [6] (0:12.68)	0:25.00 [6] (0:12.49)	0:12.51 [2] (0:12.51)
Average Speed [km/h]	45.7	63.2	63.0	59.9	57.1	57.9	58.0	57.9	57.6
Top Speed [km/h]	64.7	64.1	64.5	61.7	58.2	58.8	58.5	58.8	58.0
Avg. Dist. to Rail [m]	5.0	1.3	1.4	3.1	3.7	3.5	3.7	1.8	1.0
Avg. Stride Freq. [Hz]	2.2	2.2	2.2	2.2	2.2	2.2	2.3	2.3	2.2
Avg. Stride Length [m]	5.8	8.0	8.0	7.5	7.1	7.2	7.0	7.0	7.1



- [] Ranking at each section and finish
- .-.- No data available at this section
- NA No data available



Horse/Jockey Name	Kneze
Final Rank	3
Fastest Section Time (Section)	0:11.24 (1600m)
Top Speed [km/h] (Section)	65.7 (1600m)
Race State	Finished



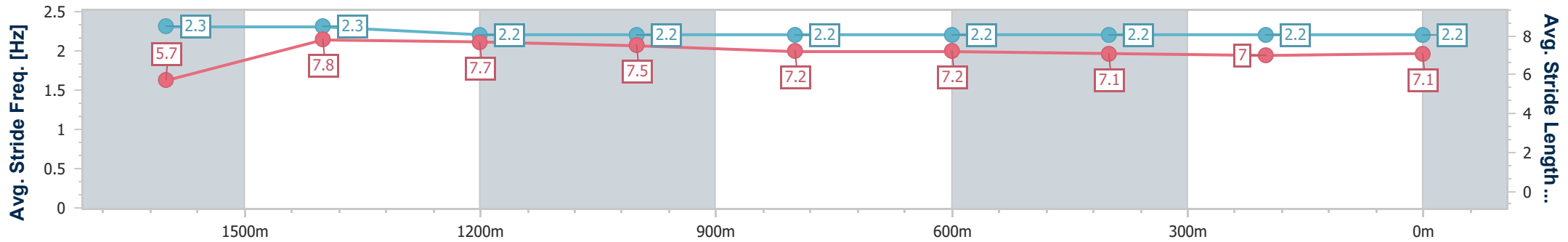
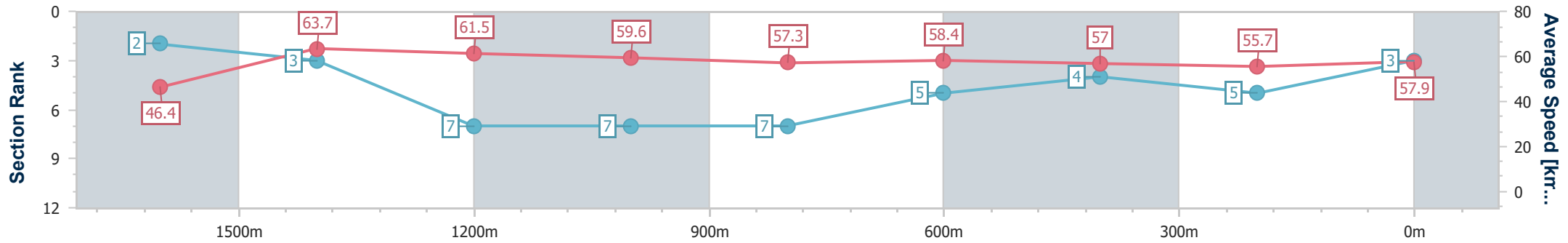
Toowoomba QLD Professional
Race 5: HIGHFIELDS BUILDER PTY LTD BENCHMARK 62
Handicap - 1890m



09 December 2023 - 19:42

Track Rating: Good 4 , Weather: Fine, Rail Position: +3m Entire

Section	Overall	1600m	1400m	1200m	1000m	800m	600m	400m	200m
Section Times	2:00.76 [3] (0:22.43)	1:38.33 [2] (0:11.24)	1:27.09 [3] (0:11.82)	1:15.27 [7] (0:12.13)	1:03.14 [7] (0:12.70)	0:50.44 [7] (0:12.41)	0:38.03 [5] (0:12.67)	0:25.36 [4] (0:12.94)	0:12.42 [5] (0:12.42)
Average Speed [km/h]	46.4	63.7	61.5	59.6	57.3	58.4	57.0	55.7	57.9
Top Speed [km/h]	63.5	65.7	65.6	61.1	58.0	59.4	58.3	57.5	58.5
Avg. Dist. to Rail [m]	4.3	0.5	1.4	2.8	2.7	2.1	1.0	0.6	1.8
Avg. Stride Freq. [Hz]	2.3	2.3	2.2	2.2	2.2	2.2	2.2	2.2	2.2
Avg. Stride Length [m]	5.7	7.8	7.7	7.5	7.2	7.2	7.1	7.0	7.1



- [] Ranking at each section and finish
- .-.- No data available at this section
- NA No data available



Horse/Jockey Name	My Whistleblower
Final Rank	4
Fastest Section Time (Section)	0:11.04 (1600m)
Top Speed [km/h] (Section)	67.1 (1600m)
Race State	Finished



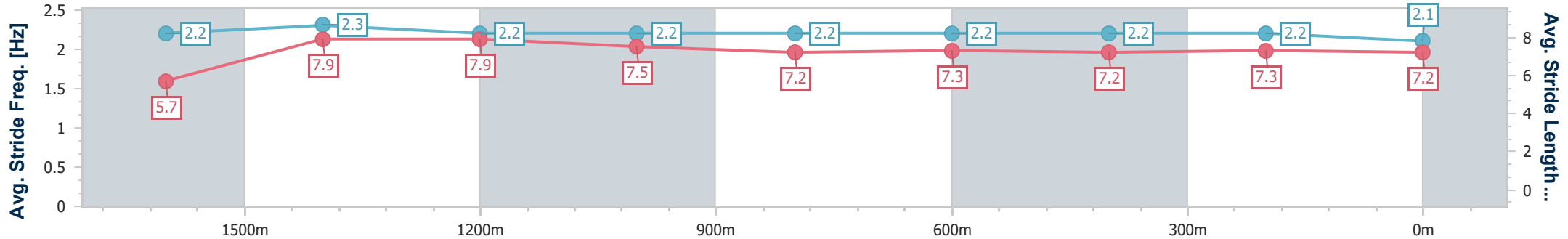
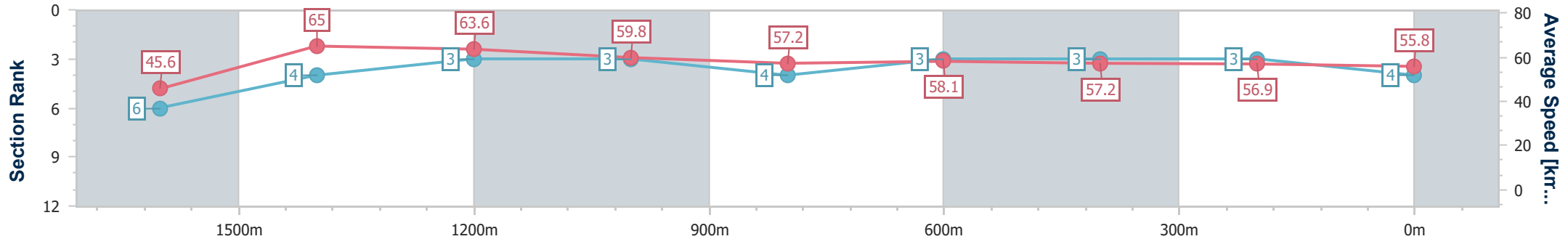
Toowoomba QLD Professional
 Race 5: HIGHFIELDS BUILDER PTY LTD BENCHMARK 62
 Handicap - 1890m



09 December 2023 - 19:42

Track Rating: Good 4 , Weather: Fine, Rail Position: +3m Entire

Section	Overall	1600m	1400m	1200m	1000m	800m	600m	400m	200m
Section Times	2:00.91 [4] (0:22.66)	1:38.25 [6] (0:11.04)	1:27.21 [4] (0:11.53)	1:15.68 [3] (0:12.04)	1:03.64 [3] (0:12.80)	0:50.84 [4] (0:12.54)	0:38.30 [3] (0:12.74)	0:25.56 [3] (0:12.68)	0:12.88 [3] (0:12.88)
Average Speed [km/h]	45.6	65.0	63.6	59.8	57.2	58.1	57.2	56.9	55.8
Top Speed [km/h]	64.8	67.1	67.1	61.9	58.3	58.8	57.5	57.4	57.3
Avg. Dist. to Rail [m]	5.0	1.4	2.9	4.4	4.4	3.6	2.0	0.4	1.1
Avg. Stride Freq. [Hz]	2.2	2.3	2.2	2.2	2.2	2.2	2.2	2.2	2.1
Avg. Stride Length [m]	5.7	7.9	7.9	7.5	7.2	7.3	7.2	7.3	7.2



- [] Ranking at each section and finish
- .-.- No data available at this section
- NA No data available



Horse/Jockey Name	More Than Subtle
Final Rank	5
Fastest Section Time (Section)	0:11.23 (1600m)
Top Speed [km/h] (Section)	66.9 (Overall)
Race State	Finished



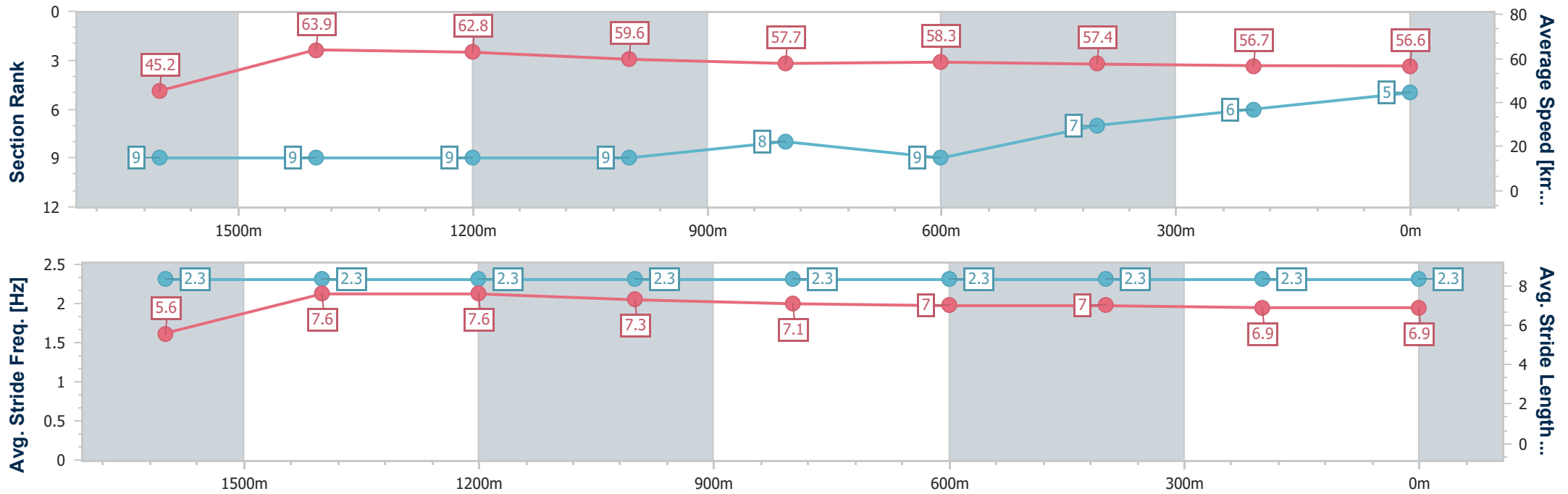
Toowoomba QLD Professional
 Race 5: HIGHFIELDS BUILDER PTY LTD BENCHMARK 62
 Handicap - 1890m



09 December 2023 - 19:42

Track Rating: Good 4 , Weather: Fine, Rail Position: +3m Entire

Section	Overall	1600m	1400m	1200m	1000m	800m	600m	400m	200m
Section Times	2:01.17 [5] (0:23.04)	1:38.13 [9] (0:11.23)	1:26.90 [9] (0:11.54)	1:15.36 [9] (0:12.13)	1:03.23 [9] (0:12.61)	0:50.62 [8] (0:12.47)	0:38.15 [9] (0:12.66)	0:25.49 [7] (0:12.77)	0:12.72 [6] (0:12.72)
Average Speed [km/h]	45.2	63.9	62.8	59.6	57.7	58.3	57.4	56.7	56.6
Top Speed [km/h]	66.9	66.8	65.1	60.8	58.4	60.1	59.0	57.6	58.6
Avg. Dist. to Rail [m]	5.3	0.9	1.3	2.2	2.7	2.6	2.0	2.3	3.4
Avg. Stride Freq. [Hz]	2.3	2.3	2.3	2.3	2.3	2.3	2.3	2.3	2.3
Avg. Stride Length [m]	5.6	7.6	7.6	7.3	7.1	7.0	7.0	6.9	6.9



- [] Ranking at each section and finish
- .-.- No data available at this section
- NA No data available



Horse/Jockey Name	Harbelle
Final Rank	6
Fastest Section Time (Section)	0:11.00 (1600m)
Top Speed [km/h] (Section)	67.8 (Overall)
Race State	Finished



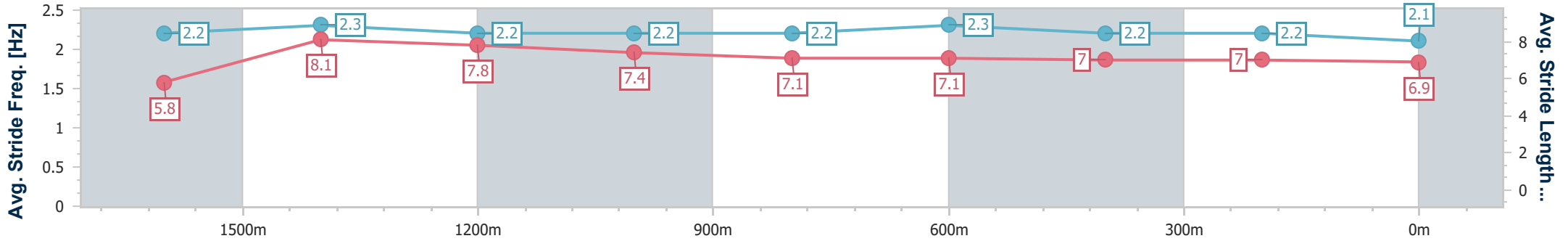
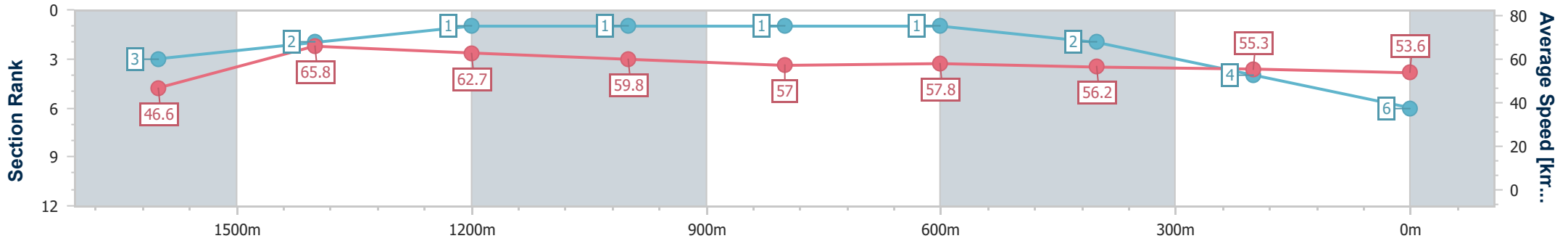
Toowoomba QLD Professional
 Race 5: HIGHFIELDS BUILDER PTY LTD BENCHMARK 62
 Handicap - 1890m



09 December 2023 - 19:42

Track Rating: Good 4 , Weather: Fine, Rail Position: +3m Entire

Section	Overall	1600m	1400m	1200m	1000m	800m	600m	400m	200m
Section Times	2:01.63 [6] (0:22.44)	1:39.19 [3] (0:11.00)	1:28.19 [2] (0:11.55)	1:16.64 [1] (0:12.06)	1:04.58 [1] (0:12.73)	0:51.85 [1] (0:12.58)	0:39.27 [1] (0:12.85)	0:26.42 [2] (0:13.01)	0:13.41 [4] (0:13.41)
Average Speed [km/h]	46.6	65.8	62.7	59.8	57.0	57.8	56.2	55.3	53.6
Top Speed [km/h]	67.8	67.1	66.6	61.0	58.8	58.6	57.5	56.2	54.5
Avg. Dist. to Rail [m]	4.3	1.6	1.2	2.0	2.6	2.1	0.7	0.3	0.3
Avg. Stride Freq. [Hz]	2.2	2.3	2.2	2.2	2.2	2.3	2.2	2.2	2.1
Avg. Stride Length [m]	5.8	8.1	7.8	7.4	7.1	7.1	7.0	7.0	6.9



- [] Ranking at each section and finish
- .-.- No data available at this section
- NA No data available



Horse/Jockey Name	Rudimentary
Final Rank	7
Fastest Section Time (Section)	0:11.08 (1600m)
Top Speed [km/h] (Section)	66.9 (1600m)
Race State	Finished



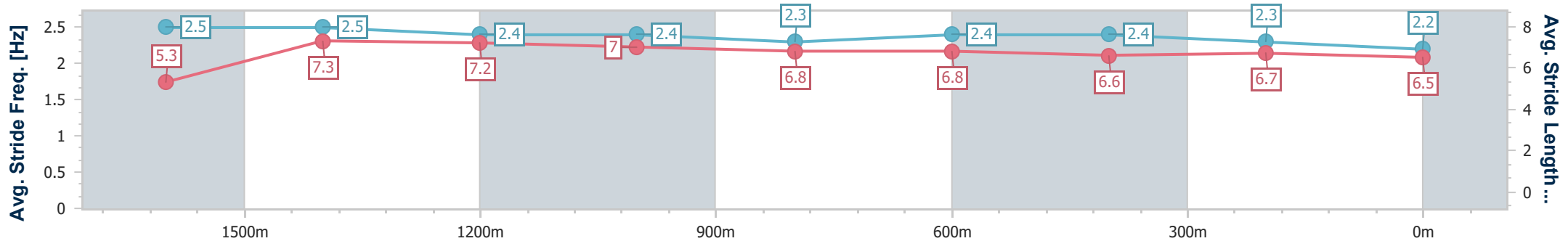
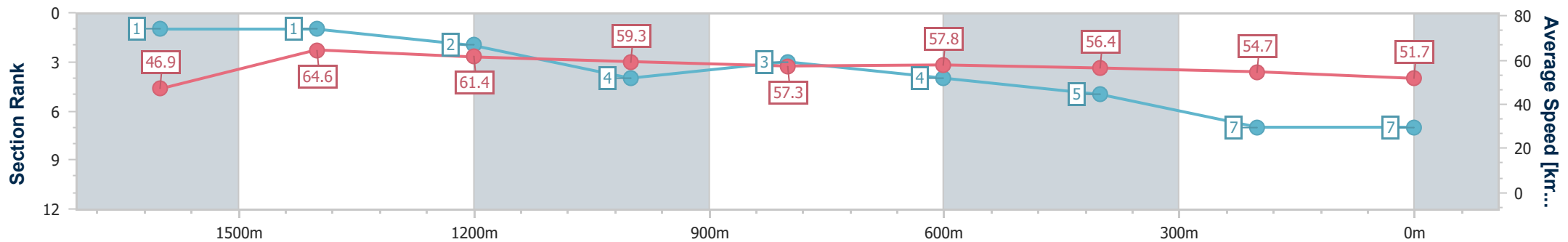
Toowoomba QLD Professional
 Race 5: HIGHFIELDS BUILDER PTY LTD BENCHMARK 62
 Handicap - 1890m



09 December 2023 - 19:42

Track Rating: Good 4 , Weather: Fine, Rail Position: +3m Entire

Section	Overall	1600m	1400m	1200m	1000m	800m	600m	400m	200m
Section Times	2:02.57 [7] (0:22.35)	1:40.22 [1] (0:11.08)	1:29.14 [1] (0:11.77)	1:17.37 [2] (0:12.13)	1:05.24 [4] (0:12.73)	0:52.51 [3] (0:12.57)	0:39.94 [4] (0:12.87)	0:27.07 [5] (0:13.20)	0:13.87 [7] (0:13.87)
Average Speed [km/h]	46.9	64.6	61.4	59.3	57.3	57.8	56.4	54.7	51.7
Top Speed [km/h]	65.6	66.9	65.1	60.8	58.6	58.8	57.2	55.8	54.1
Avg. Dist. to Rail [m]	5.9	0.9	0.9	2.1	2.6	3.2	1.9	1.2	2.3
Avg. Stride Freq. [Hz]	2.5	2.5	2.4	2.4	2.3	2.4	2.4	2.3	2.2
Avg. Stride Length [m]	5.3	7.3	7.2	7.0	6.8	6.8	6.6	6.7	6.5



- [] Ranking at each section and finish
- .-.- No data available at this section
- NA No data available



Horse/Jockey Name	Evrynow'n'then
Final Rank	8
Fastest Section Time (Section)	0:11.16 (1600m)
Top Speed [km/h] (Section)	66.7 (1400m)
Race State	Finished



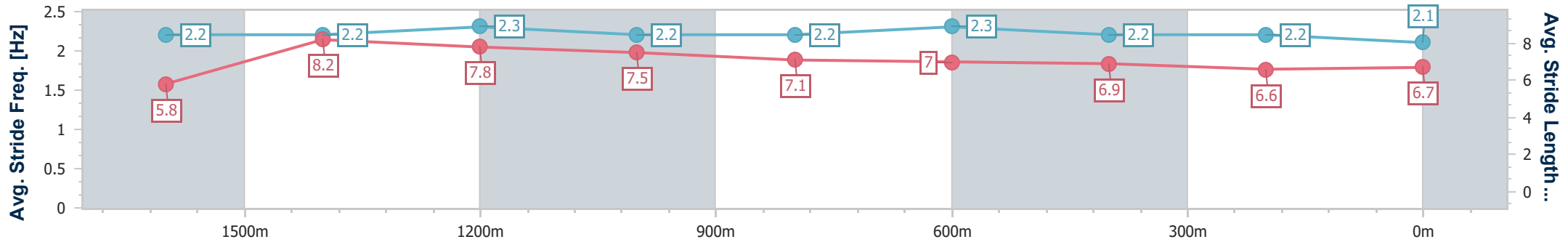
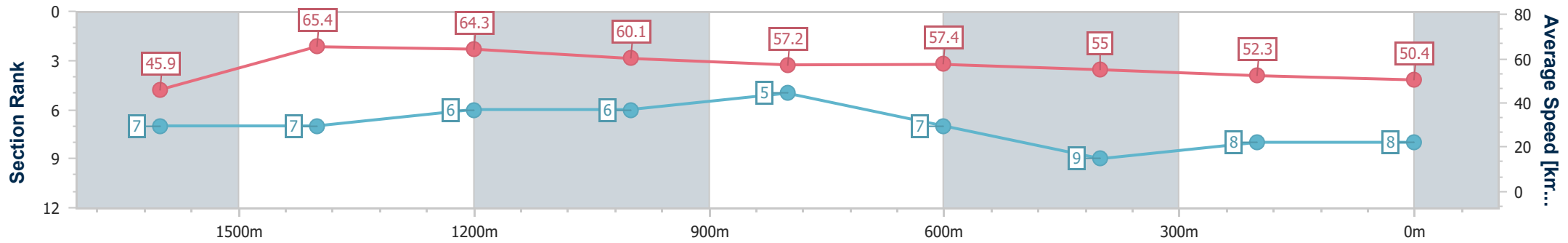
Toowoomba QLD Professional
 Race 5: HIGHFIELDS BUILDER PTY LTD BENCHMARK 62
 Handicap - 1890m



09 December 2023 - 19:42

Track Rating: Good 4 , Weather: Fine, Rail Position: +3m Entire

Section	Overall	1600m	1400m	1200m	1000m	800m	600m	400m	200m
Section Times	2:04.31 [8] (0:22.87)	1:41.44 [7] (0:11.16)	1:30.28 [7] (0:11.46)	1:18.82 [6] (0:12.04)	1:06.78 [6] (0:12.73)	0:54.05 [5] (0:12.73)	0:41.32 [7] (0:13.24)	0:28.08 [9] (0:13.79)	0:14.29 [8] (0:14.29)
Average Speed [km/h]	45.9	65.4	64.3	60.1	57.2	57.4	55.0	52.3	50.4
Top Speed [km/h]	65.5	66.7	66.7	62.0	58.5	58.0	57.2	53.8	52.0
Avg. Dist. to Rail [m]	5.8	3.1	4.3	4.4	3.6	3.9	2.3	1.0	0.3
Avg. Stride Freq. [Hz]	2.2	2.2	2.3	2.2	2.2	2.3	2.2	2.2	2.1
Avg. Stride Length [m]	5.8	8.2	7.8	7.5	7.1	7.0	6.9	6.6	6.7



- [] Ranking at each section and finish
- .-.- No data available at this section
- NA No data available



Horse/Jockey Name	Thornycroft
Final Rank	9
Fastest Section Time (Section)	0:11.20 (1600m)
Top Speed [km/h] (Section)	66.0 (Overall)
Race State	Finished



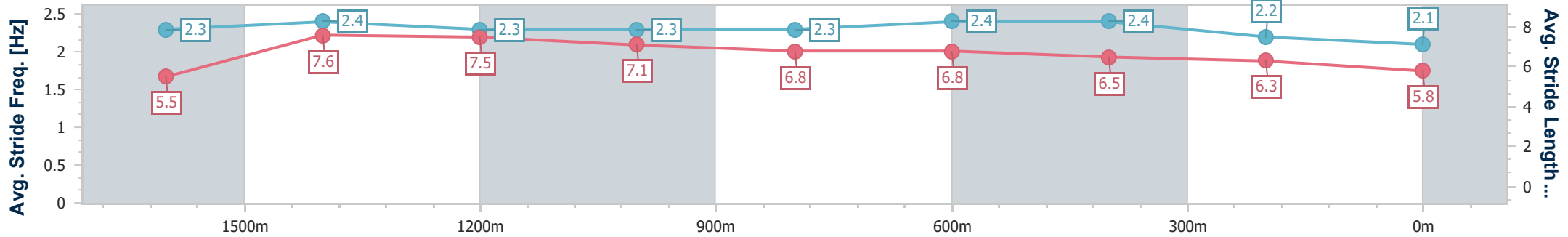
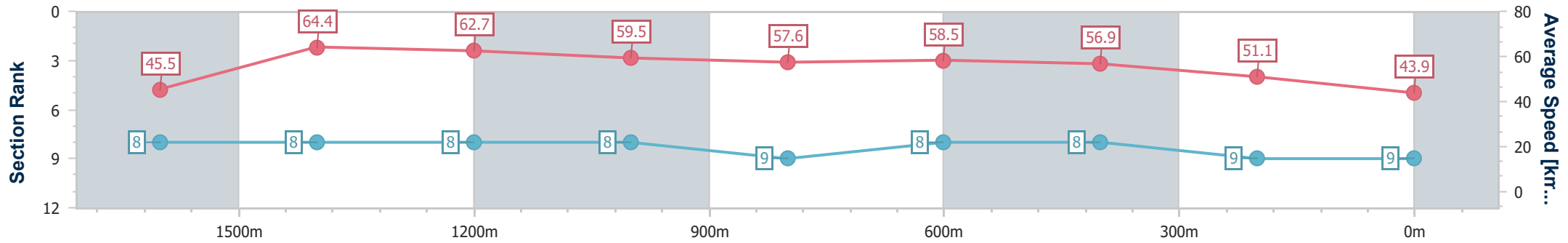
Toowoomba QLD Professional
Race 5: HIGHFIELDS BUILDER PTY LTD BENCHMARK 62
Handicap - 1890m



09 December 2023 - 19:42

Track Rating: Good 4 , Weather: Fine, Rail Position: +3m Entire

Section	Overall	1600m	1400m	1200m	1000m	800m	600m	400m	200m
Section Times	2:06.52 [9] (0:22.93)	1:43.59 [8] (0:11.20)	1:32.39 [8] (0:11.68)	1:20.71 [8] (0:12.09)	1:08.62 [8] (0:12.68)	0:55.94 [9] (0:12.43)	0:43.51 [8] (0:12.92)	0:30.59 [8] (0:14.27)	0:16.32 [9] (0:16.32)
Average Speed [km/h]	45.5	64.4	62.7	59.5	57.6	58.5	56.9	51.1	43.9
Top Speed [km/h]	66.0	65.7	64.8	61.4	58.4	59.7	59.5	55.5	49.7
Avg. Dist. to Rail [m]	4.0	1.4	2.4	2.9	3.3	4.0	4.3	3.1	4.0
Avg. Stride Freq. [Hz]	2.3	2.4	2.3	2.3	2.3	2.4	2.4	2.2	2.1
Avg. Stride Length [m]	5.5	7.6	7.5	7.1	6.8	6.8	6.5	6.3	5.8



- [] Ranking at each section and finish
- .-.- No data available at this section
- NA No data available