

Track Rating: Good 4, Weather: Fine, Rail Position: +8m Entire

Section		Overall	1000m	800m	600m	400m	200m	Last 600m					
Field Times		1:12.07 (0:13.63)	0:58.44 (0:11.17)	0:47.27 (0:12.00)	0:35.27 (0:11.76)	0:23.51 (0:11.51)	0:12.00 (0:12.00)	0:35.27					
Rank	TAB Horse/Jockey	Barrier	Top Speed [km/h]	Fastest Section							Margin	Distance Travelled [m]	
1	7 SOO SWEET Jasper Franklin	1	65.7	0:11.31	1:12.07 [1] (0:13.76)	0:58.31 [2] (0:11.36)	0:46.95 [4] (0:11.91)	0:35.04 [3] (0:11.81)	0:23.23 [2] (0:11.31)	0:11.92 [3] (0:11.92)	1:12.07	0:35.04	
2	2 TORQUE I TEE Ryan Wiggins	3	66.2	0:11.13	1:12.09 [2] (0:13.92)	0:58.17 [5] (0:11.37)	0:46.80 [5] (0:11.89)	0:34.91 [5] (0:11.76)	0:23.15 [4] (0:11.13)	0:12.02 [1] (0:12.02)	0.1L	0:34.91	+2
3	1 RINGER'S REWARD Emily Lang	9	66.3	0:11.16	1:12.14 [3] (0:14.45)	0:57.69 [7] (0:11.16)	0:46.53 [7] (0:11.89)	0:34.64 [7] (0:11.68)	0:22.96 [6] (0:11.21)	0:11.75 [5] (0:11.75)	0.3L	0:34.64	+2
4	5 WHAT A WEEKEND Bailey Wheeler	6	67.7	0:11.26	1:12.66 [4] (0:13.83)	0:58.83 [4] (0:11.26)	0:47.57 [3] (0:12.07)	0:35.50 [4] (0:11.89)	0:23.61 [5] (0:11.34)	0:12.27 [4] (0:12.27)	3.3L	0:35.50	+5
5	11 GOLD REVOLUTION Jaden Lloyd	10	67.4	0:11.17	1:12.72 [5] (0:13.63)	0:59.09 [1] (0:11.17)	0:47.92 [1] (0:12.00)	0:35.92 [1] (0:11.76)	0:24.16 [1] (0:11.56)	0:12.60 [2] (0:12.60)	3.5L	0:35.92	-2
6	3 NO BETTER TIME Justin Huxtable	4	66.1	0:11.36	1:12.84 [6] (0:13.94)	0:58.90 [6] (0:11.42)	0:47.48 [6] (0:12.07)	0:35.41 [6] (0:11.80)	0:23.61 [7] (0:11.36)	0:12.25 [6] (0:12.25)	4L	0:35.41	+4
7	4 FLEETING CHANCE James Orman	11	67.4	0:11.12	1:13.43 [7] (0:13.79)	0:59.64 [3] (0:11.12)	0:48.52 [2] (0:11.99)	0:36.53 [2] (0:12.01)	0:24.52 [3] (0:11.73)	0:12.79 [7] (0:12.79)	7.3L	0:36.53	+2

Scratched: It'smemario (#9), Beebee Dazzler (#6), Exotique Miss (#10), Aristella (#8)



Horse/Jockey Name	Soo Sweet
Final Rank	1
Fastest Section Time (Section)	0:11.31 (400m)
Top Speed [km/h] (Section)	65.7 (Overall)
Race State	Finished



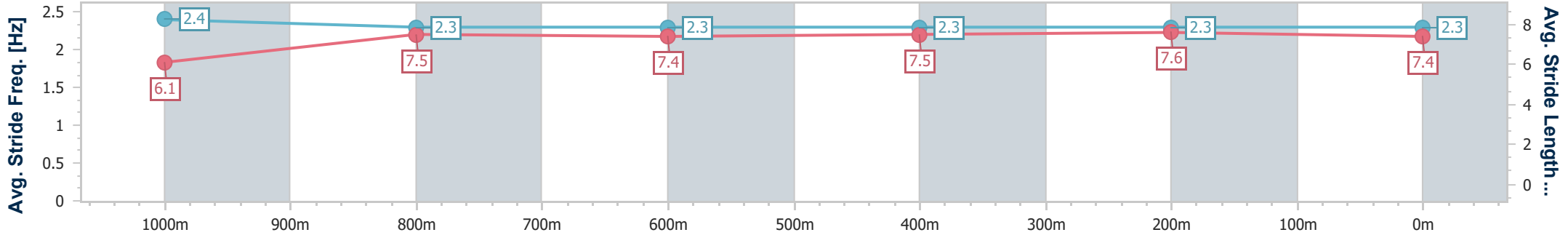
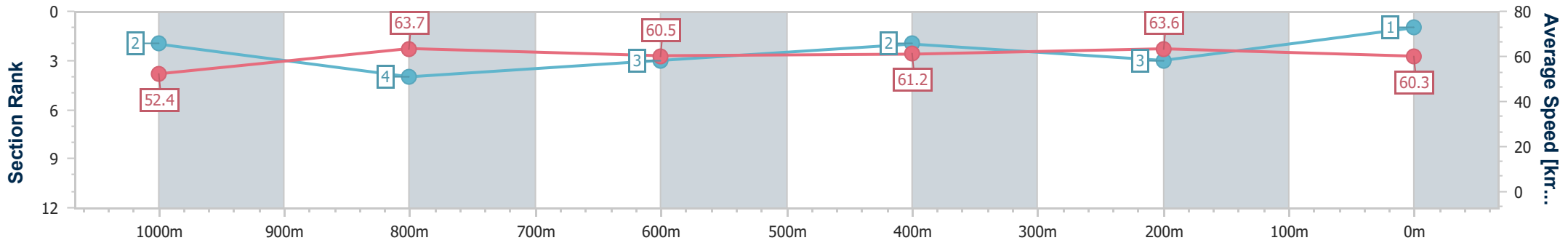
Sunshine Coast QLD Professional
 Race 2: EPOXY BY DESIGN QTIS Three-Year-Old BENCHMARK
 62 Handicap - 1200m



10 December 2023 - 13:26

Track Rating: Good 4, Weather: Fine, Rail Position: +8m Entire

Section	Overall	1000m	800m	600m	400m	200m
Section Times	1:12.07 [1] (0:13.76)	0:58.31 [2] (0:11.36)	0:46.95 [4] (0:11.91)	0:35.04 [3] (0:11.81)	0:23.23 [2] (0:11.31)	0:11.92 [3] (0:11.92)
Average Speed [km/h]	52.4	63.7	60.5	61.2	63.6	60.3
Top Speed [km/h]	65.7	65.3	62.7	62.6	65.3	62.5
Avg. Dist. to Rail [m]	2.8	1.6	0.3	0.2	2.1	3.4
Avg. Stride Freq. [Hz]	2.4	2.3	2.3	2.3	2.3	2.3
Avg. Stride Length [m]	6.1	7.5	7.4	7.5	7.6	7.4



- [] Ranking at each section and finish
- .-.- No data available at this section
- NA No data available



Horse/Jockey Name	Torque I Tee
Final Rank	2
Fastest Section Time (Section)	0:11.13 (400m)
Top Speed [km/h] (Section)	66.2 (Overall)
Race State	Finished

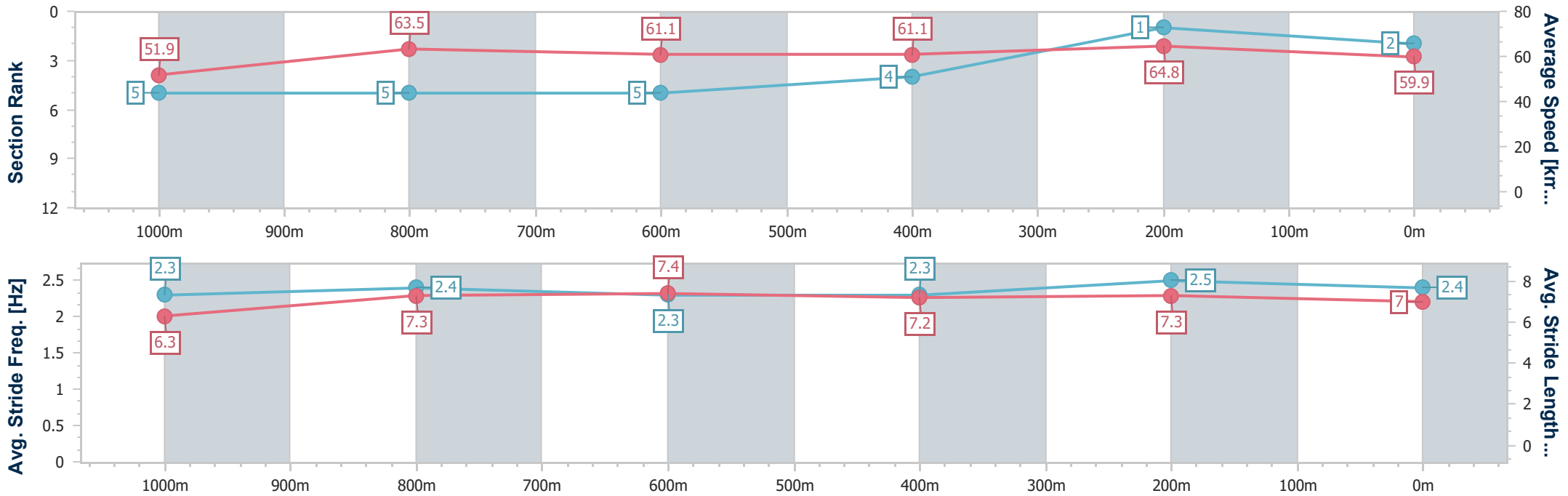


Sunshine Coast QLD Professional
 Race 2: EPOXY BY DESIGN QTIS Three-Year-Old BENCHMARK
 62 Handicap - 1200m
 10 December 2023 - 13:26



Track Rating: Good 4, Weather: Fine, Rail Position: +8m Entire

Section	Overall	1000m	800m	600m	400m	200m
Section Times	1:12.09 [2] (0:13.92)	0:58.17 [5] (0:11.37)	0:46.80 [5] (0:11.89)	0:34.91 [5] (0:11.76)	0:23.15 [4] (0:11.13)	0:12.02 [1] (0:12.02)
Average Speed [km/h]	51.9	63.5	61.1	61.1	64.8	59.9
Top Speed [km/h]	66.2	65.4	62.7	63.3	65.5	63.6
Avg. Dist. to Rail [m]	4.2	2.1	1.2	0.5	0.3	1.7
Avg. Stride Freq. [Hz]	2.3	2.4	2.3	2.3	2.5	2.4
Avg. Stride Length [m]	6.3	7.3	7.4	7.2	7.3	7.0



- [] Ranking at each section and finish
- .-.- No data available at this section
- NA No data available



Horse/Jockey Name	Ringer's Reward
Final Rank	3
Fastest Section Time (Section)	0:11.16 (1000m)
Top Speed [km/h] (Section)	66.3 (1000m)
Race State	Finished



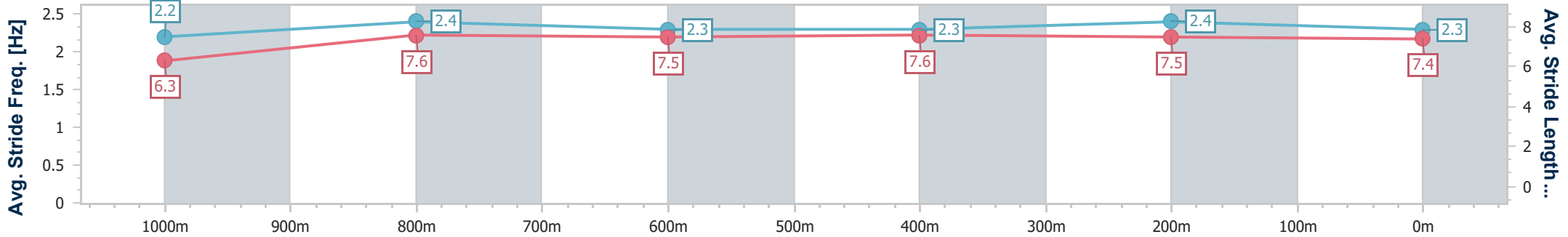
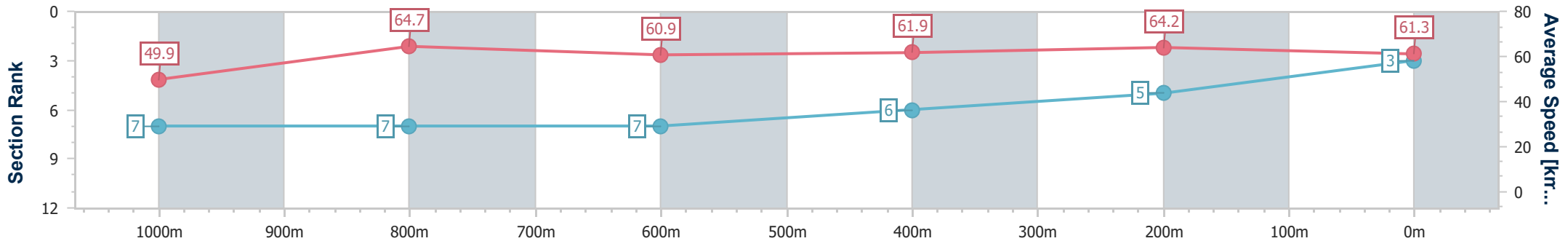
Sunshine Coast QLD Professional
 Race 2: EPOXY BY DESIGN QTIS Three-Year-Old BENCHMARK
 62 Handicap - 1200m



10 December 2023 - 13:26

Track Rating: Good 4, Weather: Fine, Rail Position: +8m Entire

Section	Overall	1000m	800m	600m	400m	200m
Section Times	1:12.14 [3] (0:14.45)	0:57.69 [7] (0:11.16)	0:46.53 [7] (0:11.89)	0:34.64 [7] (0:11.68)	0:22.96 [6] (0:11.21)	0:11.75 [5] (0:11.75)
Average Speed [km/h]	49.9	64.7	60.9	61.9	64.2	61.3
Top Speed [km/h]	64.4	66.3	63.3	64.7	65.8	63.5
Avg. Dist. to Rail [m]	5.3	2.0	0.9	0.3	0.9	4.7
Avg. Stride Freq. [Hz]	2.2	2.4	2.3	2.3	2.4	2.3
Avg. Stride Length [m]	6.3	7.6	7.5	7.6	7.5	7.4



- [] Ranking at each section and finish
- .-.- No data available at this section
- NA No data available



Horse/Jockey Name	What A Weekend
Final Rank	4
Fastest Section Time (Section)	0:11.26 (1000m)
Top Speed [km/h] (Section)	67.7 (1000m)
Race State	Finished



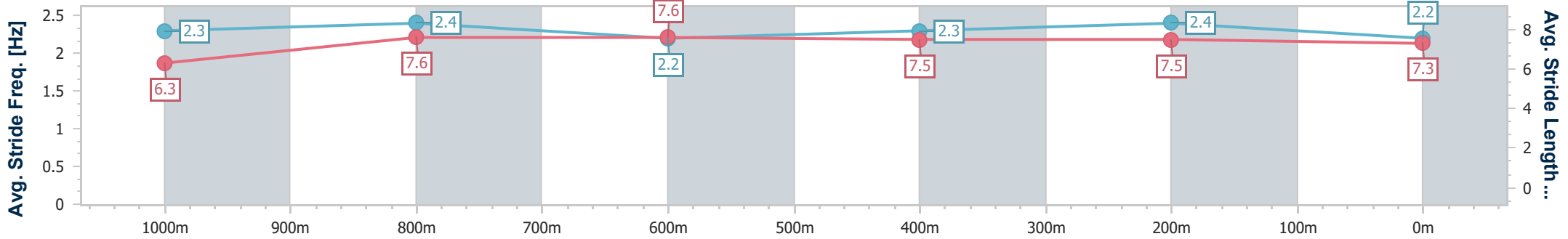
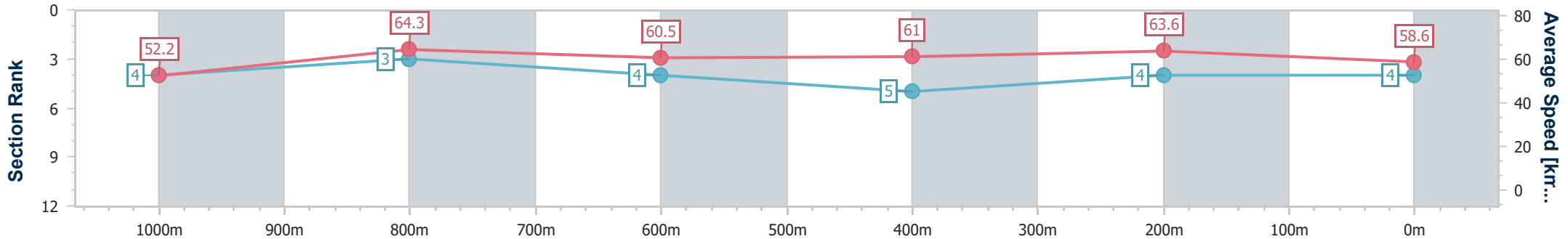
Sunshine Coast QLD Professional
 Race 2: EPOXY BY DESIGN QTIS Three-Year-Old BENCHMARK
 62 Handicap - 1200m



10 December 2023 - 13:26

Track Rating: Good 4, Weather: Fine, Rail Position: +8m Entire

Section	Overall	1000m	800m	600m	400m	200m
Section Times	1:12.66 [4] (0:13.83)	0:58.83 [4] (0:11.26)	0:47.57 [3] (0:12.07)	0:35.50 [4] (0:11.89)	0:23.61 [5] (0:11.34)	0:12.27 [4] (0:12.27)
Average Speed [km/h]	52.2	64.3	60.5	61.0	63.6	58.6
Top Speed [km/h]	66.3	67.7	62.4	62.6	64.3	62.6
Avg. Dist. to Rail [m]	5.6	3.0	2.3	1.6	3.5	4.8
Avg. Stride Freq. [Hz]	2.3	2.4	2.2	2.3	2.4	2.2
Avg. Stride Length [m]	6.3	7.6	7.6	7.5	7.5	7.3



- [] Ranking at each section and finish
- .-.- No data available at this section
- NA No data available



Horse/Jockey Name	Gold Revolution
Final Rank	5
Fastest Section Time (Section)	0:11.17 (1000m)
Top Speed [km/h] (Section)	67.4 (Overall)
Race State	Finished

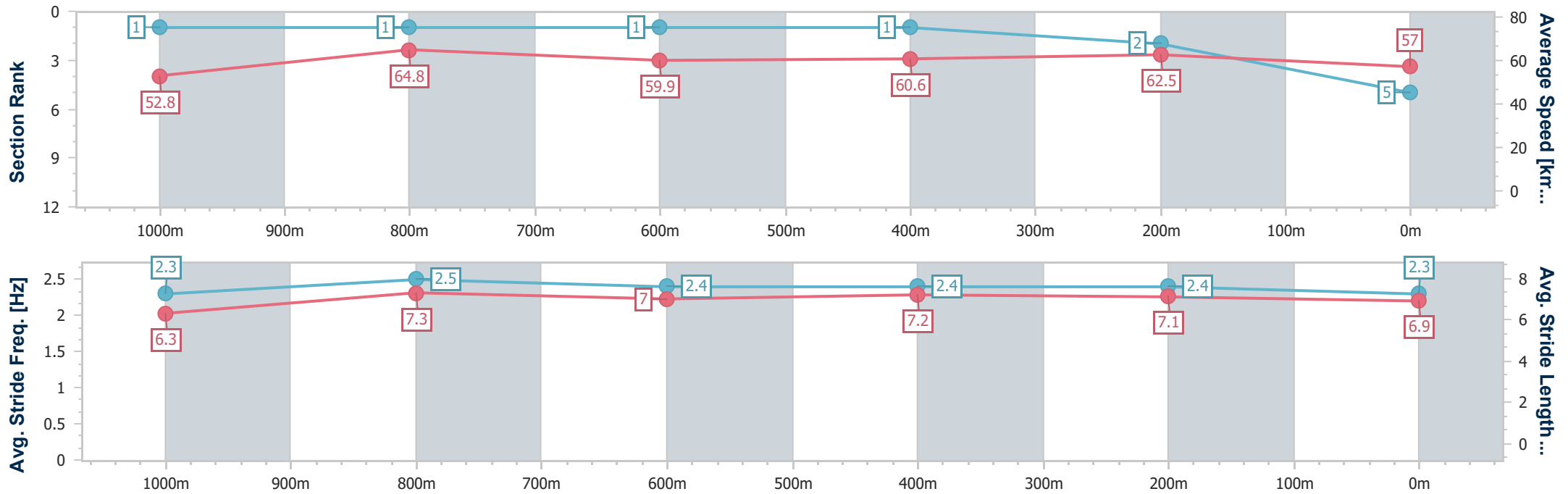


Sunshine Coast QLD Professional
 Race 2: EPOXY BY DESIGN QTIS Three-Year-Old BENCHMARK
 62 Handicap - 1200m
 10 December 2023 - 13:26



Track Rating: Good 4, Weather: Fine, Rail Position: +8m Entire

Section	Overall	1000m	800m	600m	400m	200m
Section Times	1:12.72 [5] (0:13.63)	0:59.09 [1] (0:11.17)	0:47.92 [1] (0:12.00)	0:35.92 [1] (0:11.76)	0:24.16 [1] (0:11.56)	0:12.60 [2] (0:12.60)
Average Speed [km/h]	52.8	64.8	59.9	60.6	62.5	57.0
Top Speed [km/h]	67.4	66.5	61.4	62.8	63.6	60.4
Avg. Dist. to Rail [m]	6.3	1.8	0.5	1.4	0.3	0.7
Avg. Stride Freq. [Hz]	2.3	2.5	2.4	2.4	2.4	2.3
Avg. Stride Length [m]	6.3	7.3	7.0	7.2	7.1	6.9



- [] Ranking at each section and finish
- .-.- No data available at this section
- NA No data available



Horse/Jockey Name	No Better Time
Final Rank	6
Fastest Section Time (Section)	0:11.36 (400m)
Top Speed [km/h] (Section)	66.1 (1000m)
Race State	Finished



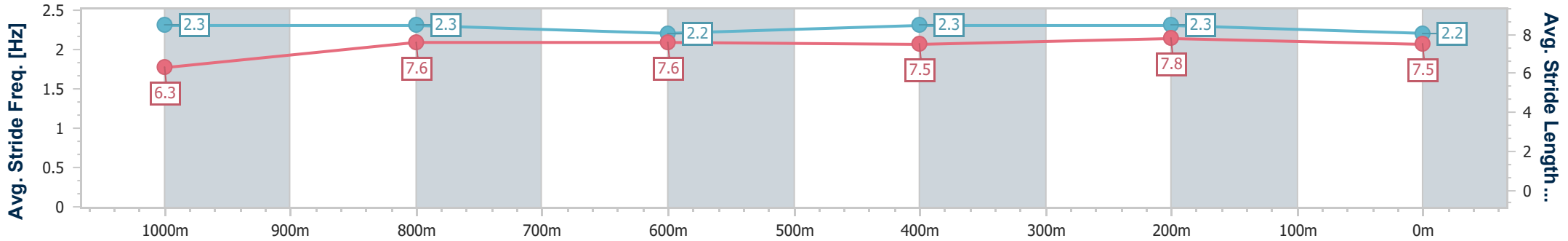
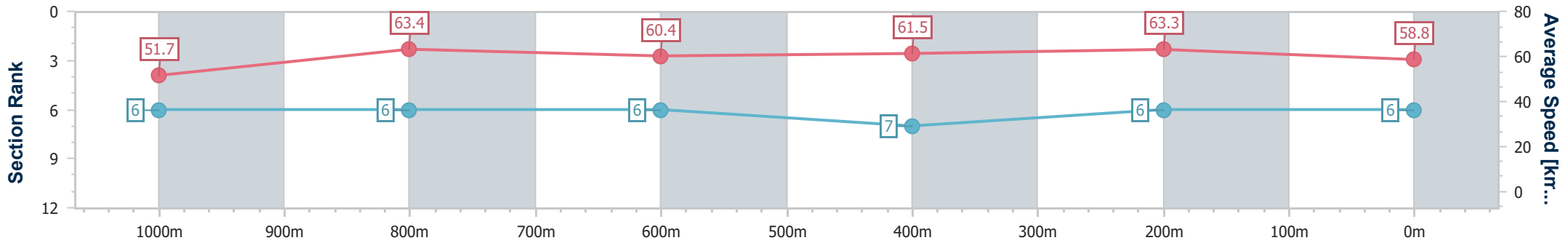
Sunshine Coast QLD Professional
 Race 2: EPOXY BY DESIGN QTIS Three-Year-Old BENCHMARK
 62 Handicap - 1200m



10 December 2023 - 13:26

Track Rating: Good 4, Weather: Fine, Rail Position: +8m Entire

Section	Overall	1000m	800m	600m	400m	200m
Section Times	1:12.84 [6] (0:13.94)	0:58.90 [6] (0:11.42)	0:47.48 [6] (0:12.07)	0:35.41 [6] (0:11.80)	0:23.61 [7] (0:11.36)	0:12.25 [6] (0:12.25)
Average Speed [km/h]	51.7	63.4	60.4	61.5	63.3	58.8
Top Speed [km/h]	65.7	66.1	62.1	63.7	64.3	61.8
Avg. Dist. to Rail [m]	4.2	2.6	1.7	1.1	1.7	1.2
Avg. Stride Freq. [Hz]	2.3	2.3	2.2	2.3	2.3	2.2
Avg. Stride Length [m]	6.3	7.6	7.6	7.5	7.8	7.5



- [] Ranking at each section and finish
- .-.- No data available at this section
- NA No data available



Horse/Jockey Name	Fleeting Chance
Final Rank	7
Fastest Section Time (Section)	0:11.12 (1000m)
Top Speed [km/h] (Section)	67.4 (Overall)
Race State	Finished



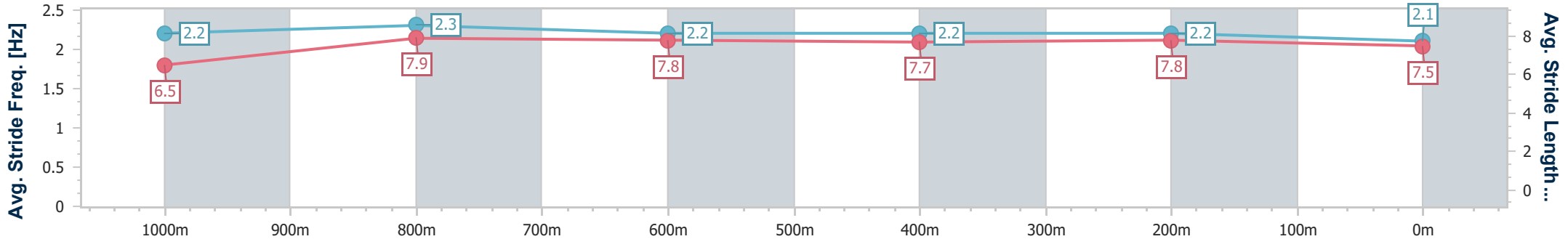
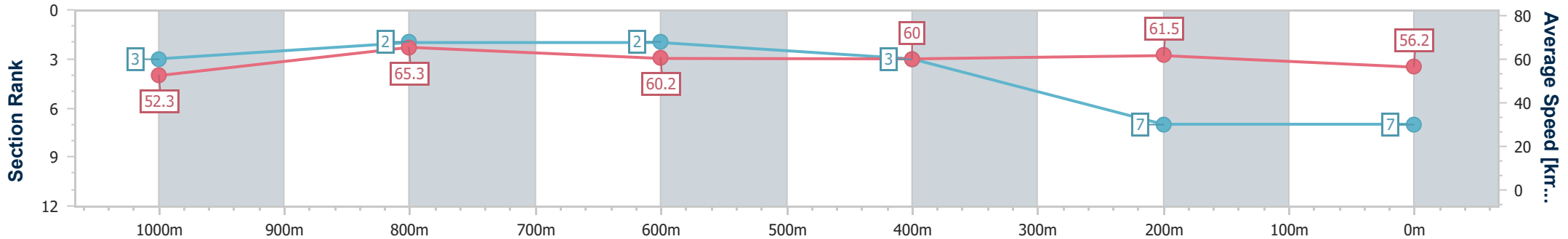
Sunshine Coast QLD Professional
 Race 2: EPOXY BY DESIGN QTIS Three-Year-Old BENCHMARK
 62 Handicap - 1200m



10 December 2023 - 13:26

Track Rating: Good 4, Weather: Fine, Rail Position: +8m Entire

Section	Overall	1000m	800m	600m	400m	200m
Section Times	1:13.43 [7] (0:13.79)	0:59.64 [3] (0:11.12)	0:48.52 [2] (0:11.99)	0:36.53 [2] (0:12.01)	0:24.52 [3] (0:11.73)	0:12.79 [7] (0:12.79)
Average Speed [km/h]	52.3	65.3	60.2	60.0	61.5	56.2
Top Speed [km/h]	67.4	67.2	61.4	61.4	62.3	59.7
Avg. Dist. to Rail [m]	7.6	3.3	0.6	0.8	2.7	2.0
Avg. Stride Freq. [Hz]	2.2	2.3	2.2	2.2	2.2	2.1
Avg. Stride Length [m]	6.5	7.9	7.8	7.7	7.8	7.5



- [] Ranking at each section and finish
- .-.- No data available at this section
- NA No data available