



Sunshine Coast QLD Professional

Race 3: PARFOS BRICK & BLOCK LAYING Class 1 Handicap - 1800m

10 December 2023 - 14:00



Track Rating: Good 4, Weather: Fine, Rail Position: +8m Entire

Section		Overall	1600m	1400m	1200m	1000m	800m	600m	Last 600m				
Field Times		1:51.62 (0:13.71)	1:37.91 (0:11.58)	1:26.33 (0:11.98)	1:14.35 (0:12.73)	1:01.62 (0:13.00)	0:48.62 (0:12.46)	0:36.16 (0:11.99)	0:36.16				
Rank	TAB Horse/Jockey	Barrier	Top Speed [km/h]	Fastest Section									Distance Travelled [m]
1	1 ENCOMPASS James Orman	2	63.7 400m	0:11.54 400m	1:51.62 [1] (0:14.18)	1:37.44 [6] (0:11.66)	1:25.78 [5] (0:12.26)	1:13.52 [5] (0:12.66)	1:00.86 [5] (0:13.00)	0:47.86 [6] (0:12.27)	0:35.59 [5] (0:11.80)	0:35.59	
2	3 DUNZOOMING Justin Huxtable	4	64.8 400m	0:11.37 400m	1:51.64 [2] (0:14.49)	1:37.15 [8] (0:11.67)	1:25.48 [8] (0:12.30)	1:13.18 [8] (0:12.63)	1:00.55 [8] (0:13.06)	0:47.49 [8] (0:12.21)	0:35.28 [8] (0:11.82)	0:35.28	+1
3	2 TAMBOURINE MAN Blake Spriggs	8	63.8 Overall	0:11.63 1600m	1:51.85 [3] (0:13.93)	1:37.92 [3] (0:11.63)	1:26.29 [3] (0:12.20)	1:14.09 [4] (0:12.70)	1:01.39 [4] (0:12.92)	0:48.47 [4] (0:12.30)	0:36.17 [3] (0:11.77)	0:36.17	+1
4	6 AMERICAN PIONEER Luke Tarrant	7	64.1 Overall	0:11.58 1600m	1:51.96 [4] (0:13.71)	1:38.25 [1] (0:11.58)	1:26.67 [1] (0:11.98)	1:14.69 [1] (0:12.73)	1:01.96 [1] (0:13.00)	0:48.96 [1] (0:12.46)	0:36.50 [1] (0:11.99)	0:36.50	-9
5	7 PAPAL MISS Girish Goomany	5	63.4 1600m	0:11.67 1600m	1:51.99 [5] (0:13.90)	1:38.09 [2] (0:11.67)	1:26.42 [4] (0:12.13)	1:14.29 [3] (0:12.66)	1:01.63 [3] (0:12.91)	0:48.72 [3] (0:12.42)	0:36.30 [4] (0:11.91)	0:36.30	-7
6	9 WHEN DOVES FLY Melea Castle	1	63.0 1600m	0:11.61 400m	1:52.06 [6] (0:14.13)	1:37.93 [5] (0:11.78)	1:26.15 [6] (0:12.23)	1:13.92 [6] (0:12.71)	1:01.21 [6] (0:12.82)	0:48.39 [5] (0:12.40)	0:35.99 [6] (0:11.82)	0:35.99	-9
7	8 BOOG'S BOY Karl Zechner	3	64.1 1600m	0:11.58 1600m	1:52.37 [7] (0:14.46)	1:37.91 [7] (0:11.58)	1:26.33 [7] (0:12.28)	1:14.05 [7] (0:12.62)	1:01.43 [7] (0:12.94)	0:48.49 [7] (0:12.33)	0:36.16 [7] (0:11.83)	0:36.16	-3
8	5 ANOTHER DAZZLER Micheal Hellyer	9	64.2 1600m	0:11.47 1600m	1:52.63 [8] (0:13.95)	1:38.68 [4] (0:11.47)	1:27.21 [2] (0:12.17)	1:15.04 [2] (0:12.69)	1:02.35 [2] (0:12.98)	0:49.37 [2] (0:12.41)	0:36.96 [2] (0:11.97)	0:36.96	+1

Scratched: Zelson (#4)

[] Ranking at each section and finish
 -:-:- No data available at this section
 NA No data available

SCN Saddle cloth number
 DNF Did not finish
 DNT Did not track



Sunshine Coast QLD Professional

Race 3: PARFOS BRICK & BLOCK LAYING Class 1 Handicap - 1800m

10 December 2023 - 14:00



Track Rating: Good 4, Weather: Fine, Rail Position: +8m Entire

Section				400m	200m			Last 600m	
Field Times				0:24.17 (0:11.79)	0:12.38 (0:12.38)			0:36.16	
Rank	TAB	Horse/Jockey	Barrier	Top Speed [km/h]	Fastest Section	Margin		Distance Travelled [m]	
1	1	ENCOMPASS James Orman	2	63.7 400m	0:11.54 400m	0:23.79 [5] (0:11.54)	0:12.25 [3] (0:12.25)	1:51.62	0:35.59
2	3	DUNZOOMING Justin Huxtable	4	64.8 400m	0:11.37 400m	0:23.46 [8] (0:11.37)	0:12.09 [6] (0:12.09)	0.1L	0:35.28 +1
3	2	TAMBOURINE MAN Blake Spriggs	8	63.8 Overall	0:11.63 1600m	0:24.40 [2] (0:11.79)	0:12.61 [1] (0:12.61)	1.1L	0:36.17 +1
4	6	AMERICAN PIONEER Luke Tarrant	7	64.1 Overall	0:11.58 1600m	0:24.51 [1] (0:11.86)	0:12.65 [2] (0:12.65)	1.6L	0:36.50 -9
5	7	PAPAL MISS Girish Goomany	5	63.4 1600m	0:11.67 1600m	0:24.39 [3] (0:11.80)	0:12.59 [4] (0:12.59)	1.7L	0:36.30 -7
6	9	WHEN DOVES FLY Melea Castle	1	63.0 1600m	0:11.61 400m	0:24.17 [6] (0:11.61)	0:12.56 [5] (0:12.56)	2L	0:35.99 -9
7	8	BOOG'S BOY Karl Zechner	3	64.1 1600m	0:11.58 1600m	0:24.33 [7] (0:11.76)	0:12.57 [8] (0:12.57)	3.8L	0:36.16 -3
8	5	ANOTHER DAZZLER Micheal Hellyer	9	64.2 1600m	0:11.47 1600m	0:24.99 [4] (0:11.91)	0:13.08 [7] (0:13.08)	5.1L	0:36.96 +1

Scratched: Zelson (#4)

[] Ranking at each section and finish
 -:-:- No data available at this section
 NA No data available

SCN Saddle cloth number
 DNF Did not finish
 DNT Did not track



Horse/Jockey Name	Encompass
Final Rank	1
Fastest Section Time (Section)	0:11.54 (400m)
Top Speed [km/h] (Section)	63.7 (400m)
Race State	Finished



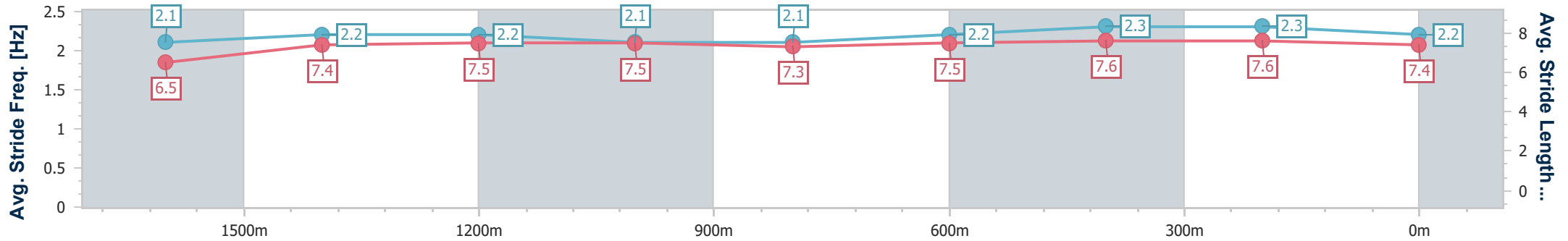
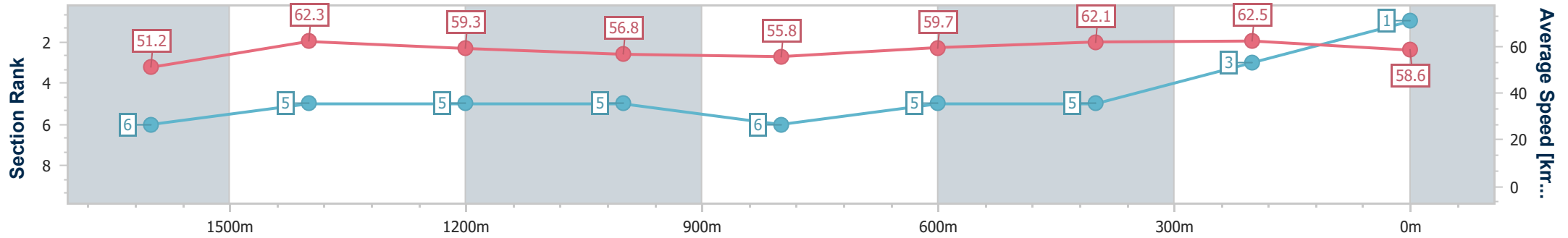
Sunshine Coast QLD Professional
Race 3: PARFOS BRICK & BLOCK LAYING Class 1 Handicap - 1800m



10 December 2023 - 14:00

Track Rating: Good 4, Weather: Fine, Rail Position: +8m Entire

Section	Overall	1600m	1400m	1200m	1000m	800m	600m	400m	200m				
Section Times	1:51.62 [1] (0:14.18)	1:37.44 [6] (0:11.66)	1:25.78 [5] (0:12.26)	1:13.52 [5] (0:12.66)	1:00.86 [5] (0:13.00)	0:47.86 [6] (0:12.27)	0:35.59 [5] (0:11.80)	0:23.79 [5] (0:11.54)	0:12.25 [3] (0:12.25)				
Average Speed [km/h]	51.2	62.3	59.3	56.8	55.8	59.7	62.1	62.5	58.6				
Top Speed [km/h]	63.0	63.3	60.7	57.8	57.6	61.0	63.3	63.7	61.5				
Avg. Dist. to Rail [m]	2.6	3.1	3.3	3.3	3.2	2.6	2.9	4.9	4.3				
Avg. Stride Freq. [Hz]	2.1	2.2	2.2	2.1	2.1	2.2	2.3	2.3	2.2				
Avg. Stride Length [m]	6.5	7.4	7.5	7.5	7.3	7.5	7.6	7.6	7.4				



- [] Ranking at each section and finish
- .-.- No data available at this section
- NA No data available



Horse/Jockey Name	Dunzooming
Final Rank	2
Fastest Section Time (Section)	0:11.37 (400m)
Top Speed [km/h] (Section)	64.8 (400m)
Race State	Finished



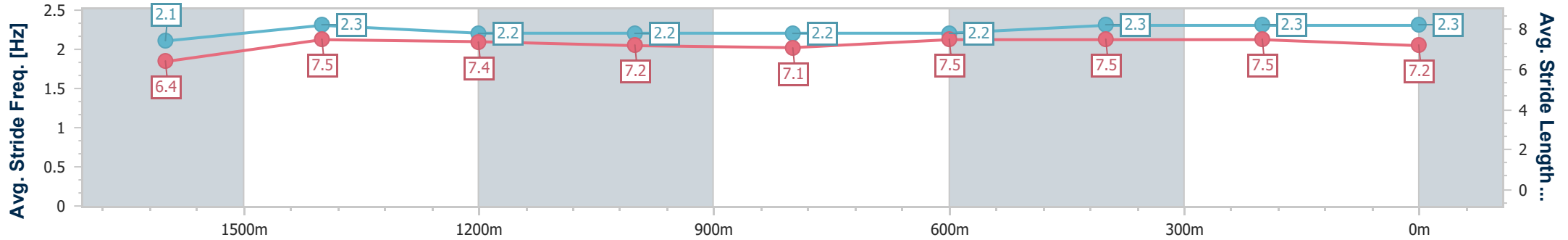
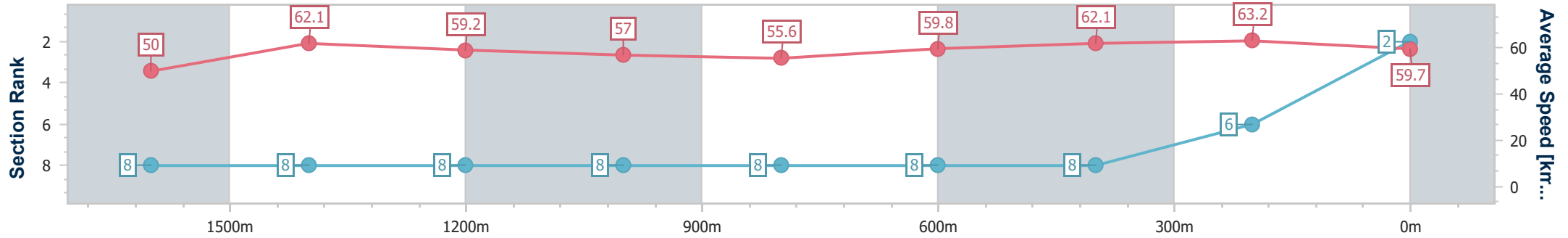
Sunshine Coast QLD Professional
Race 3: PARFOS BRICK & BLOCK LAYING Class 1 Handicap - 1800m



10 December 2023 - 14:00

Track Rating: Good 4, Weather: Fine, Rail Position: +8m Entire

Section	Overall	1600m	1400m	1200m	1000m	800m	600m	400m	200m				
Section Times	1:51.64 [2] (0:14.49)	1:37.15 [8] (0:11.67)	1:25.48 [8] (0:12.30)	1:13.18 [8] (0:12.63)	1:00.55 [8] (0:13.06)	0:47.49 [8] (0:12.21)	0:35.28 [8] (0:11.82)	0:23.46 [8] (0:11.37)	0:12.09 [6] (0:12.09)				
Average Speed [km/h]	50.0	62.1	59.2	57.0	55.6	59.8	62.1	63.2	59.7				
Top Speed [km/h]	62.9	63.1	60.3	58.2	57.0	61.6	62.9	64.8	62.8				
Avg. Dist. to Rail [m]	3.3	3.2	3.7	3.4	3.3	2.5	2.8	4.4	5.2				
Avg. Stride Freq. [Hz]	2.1	2.3	2.2	2.2	2.2	2.2	2.3	2.3	2.3				
Avg. Stride Length [m]	6.4	7.5	7.4	7.2	7.1	7.5	7.5	7.5	7.2				



- [] Ranking at each section and finish
- .-.- No data available at this section
- NA No data available



Horse/Jockey Name	Tambourine Man
Final Rank	3
Fastest Section Time (Section)	0:11.63 (1600m)
Top Speed [km/h] (Section)	63.8 (Overall)
Race State	Finished



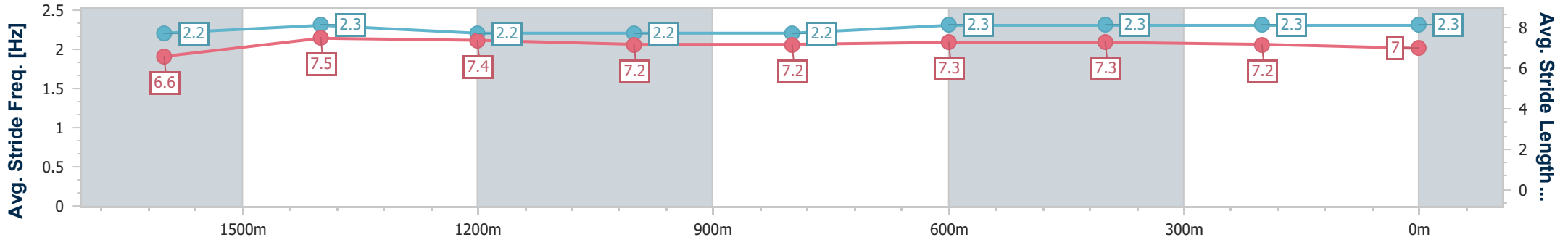
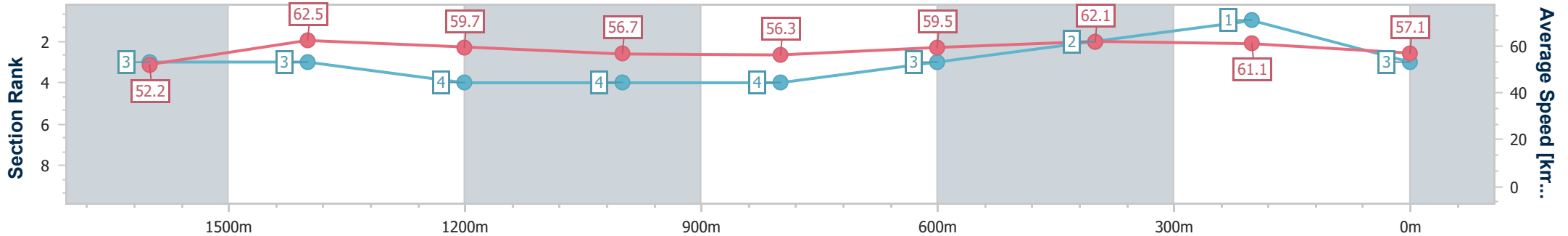
Sunshine Coast QLD Professional
Race 3: PARFOS BRICK & BLOCK LAYING Class 1 Handicap - 1800m



10 December 2023 - 14:00

Track Rating: Good 4, Weather: Fine, Rail Position: +8m Entire

Section	Overall	1600m	1400m	1200m	1000m	800m	600m	400m	200m				
Section Times	1:51.85 [3] (0:13.93)	1:37.92 [3] (0:11.63)	1:26.29 [3] (0:12.20)	1:14.09 [4] (0:12.70)	1:01.39 [4] (0:12.92)	0:48.47 [4] (0:12.30)	0:36.17 [3] (0:11.77)	0:24.40 [2] (0:11.79)	0:12.61 [1] (0:12.61)				
Average Speed [km/h]	52.2	62.5	59.7	56.7	56.3	59.5	62.1	61.1	57.1				
Top Speed [km/h]	63.8	63.1	60.9	57.6	57.2	61.4	63.2	63.4	59.6				
Avg. Dist. to Rail [m]	5.5	3.4	3.4	3.5	3.3	2.8	2.6	2.4	1.4				
Avg. Stride Freq. [Hz]	2.2	2.3	2.2	2.2	2.2	2.3	2.3	2.3	2.3				
Avg. Stride Length [m]	6.6	7.5	7.4	7.2	7.2	7.3	7.3	7.2	7.0				



- [] Ranking at each section and finish
- .-.- No data available at this section
- NA No data available



Horse/Jockey Name	American Pioneer
Final Rank	4
Fastest Section Time (Section)	0:11.58 (1600m)
Top Speed [km/h] (Section)	64.1 (Overall)
Race State	Finished



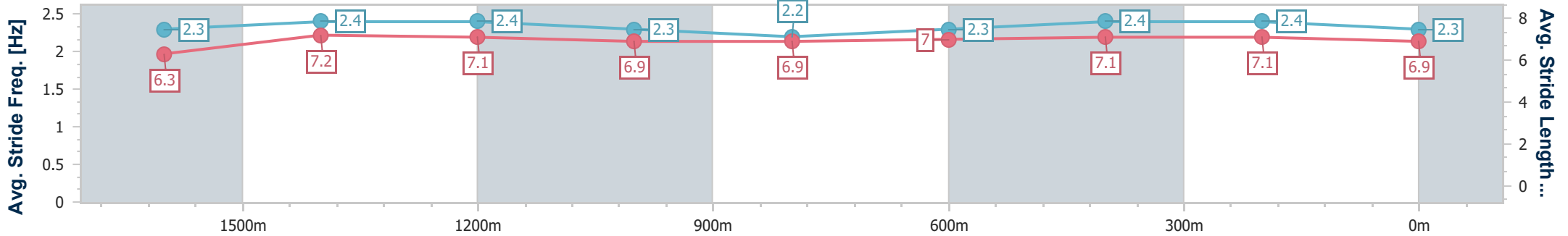
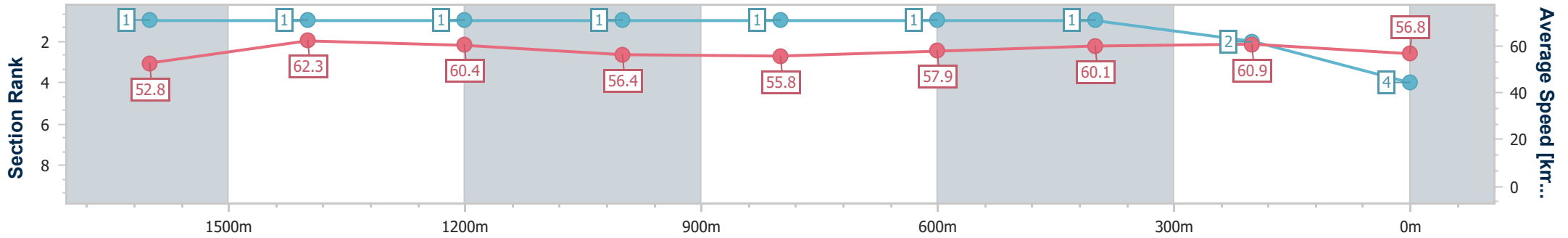
Sunshine Coast QLD Professional
Race 3: PARFOS BRICK & BLOCK LAYING Class 1 Handicap - 1800m



10 December 2023 - 14:00

Track Rating: Good 4, Weather: Fine, Rail Position: +8m Entire

Section	Overall	1600m	1400m	1200m	1000m	800m	600m	400m	200m				
Section Times	1:51.96 [4] (0:13.71)	1:38.25 [1] (0:11.58)	1:26.67 [1] (0:11.98)	1:14.69 [1] (0:12.73)	1:01.96 [1] (0:13.00)	0:48.96 [1] (0:12.46)	0:36.50 [1] (0:11.99)	0:24.51 [1] (0:11.86)	0:12.65 [2] (0:12.65)				
Average Speed [km/h]	52.8	62.3	60.4	56.4	55.8	57.9	60.1	60.9	56.8				
Top Speed [km/h]	64.1	64.0	61.7	57.4	56.8	59.4	61.7	63.3	58.6				
Avg. Dist. to Rail [m]	4.5	1.2	1.9	2.3	2.1	0.6	0.5	0.7	0.3				
Avg. Stride Freq. [Hz]	2.3	2.4	2.4	2.3	2.2	2.3	2.4	2.4	2.3				
Avg. Stride Length [m]	6.3	7.2	7.1	6.9	6.9	7.0	7.1	7.1	6.9				



- [] Ranking at each section and finish
- .-.- No data available at this section
- NA No data available



Horse/Jockey Name	Papal Miss
Final Rank	5
Fastest Section Time (Section)	0:11.67 (1600m)
Top Speed [km/h] (Section)	63.4 (1600m)
Race State	Finished



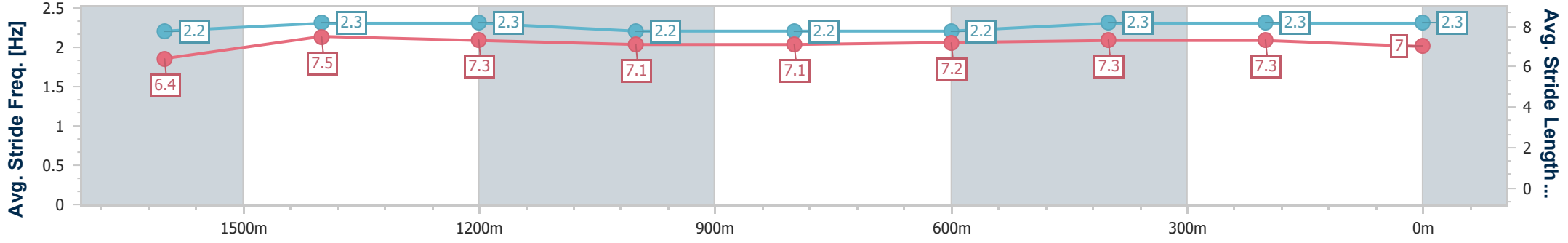
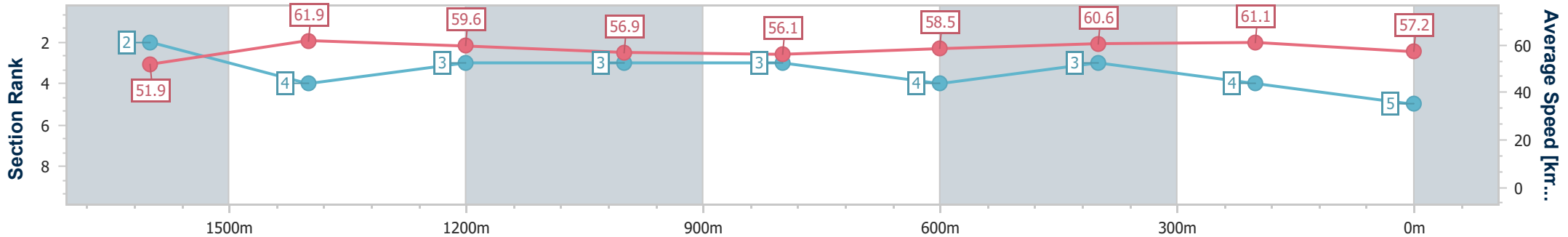
Sunshine Coast QLD Professional
Race 3: PARFOS BRICK & BLOCK LAYING Class 1 Handicap - 1800m



10 December 2023 - 14:00

Track Rating: Good 4, Weather: Fine, Rail Position: +8m Entire

Section	Overall	1600m	1400m	1200m	1000m	800m	600m	400m	200m				
Section Times	1:51.99 [5] (0:13.90)	1:38.09 [2] (0:11.67)	1:26.42 [4] (0:12.13)	1:14.29 [3] (0:12.66)	1:01.63 [3] (0:12.91)	0:48.72 [3] (0:12.42)	0:36.30 [4] (0:11.91)	0:24.39 [3] (0:11.80)	0:12.59 [4] (0:12.59)				
Average Speed [km/h]	51.9	61.9	59.6	56.9	56.1	58.5	60.6	61.1	57.2				
Top Speed [km/h]	63.4	63.4	61.0	57.6	57.2	59.6	61.8	62.3	59.1				
Avg. Dist. to Rail [m]	3.0	0.7	1.5	1.9	2.1	1.4	0.8	1.6	0.4				
Avg. Stride Freq. [Hz]	2.2	2.3	2.3	2.2	2.2	2.2	2.3	2.3	2.3				
Avg. Stride Length [m]	6.4	7.5	7.3	7.1	7.1	7.2	7.3	7.3	7.0				



- [] Ranking at each section and finish
- .-.- No data available at this section
- NA No data available



Horse/Jockey Name	When Doves Fly
Final Rank	6
Fastest Section Time (Section)	0:11.61 (400m)
Top Speed [km/h] (Section)	63.0 (1600m)
Race State	Finished



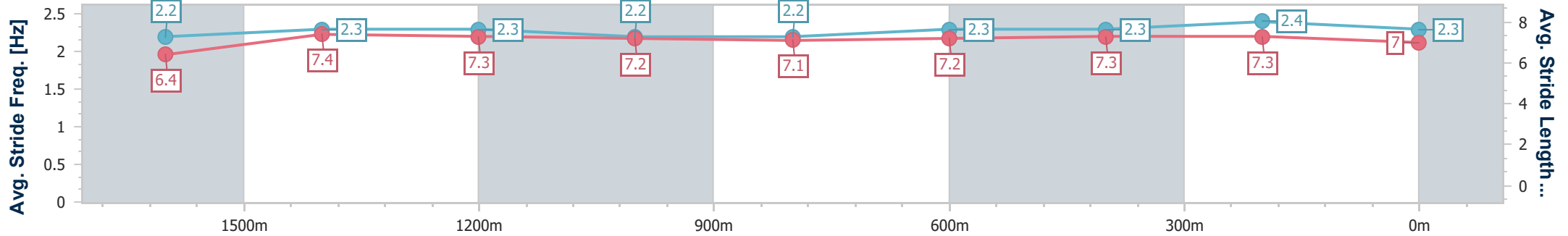
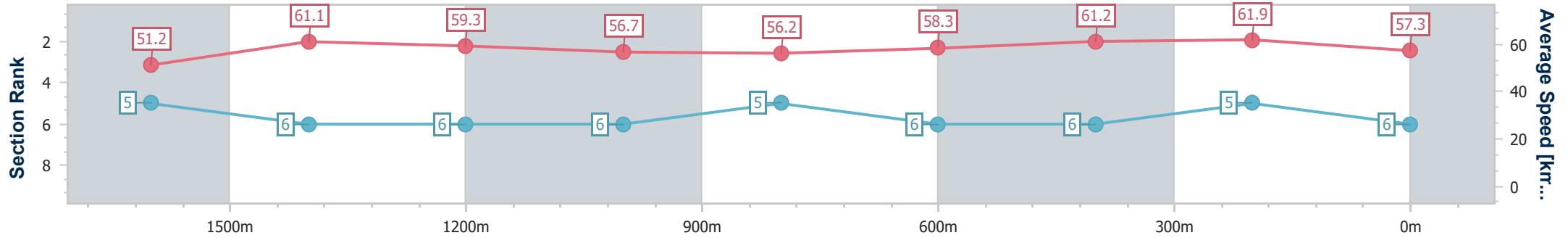
Sunshine Coast QLD Professional
Race 3: PARFOS BRICK & BLOCK LAYING Class 1 Handicap - 1800m



10 December 2023 - 14:00

Track Rating: Good 4, Weather: Fine, Rail Position: +8m Entire

Section	Overall	1600m	1400m	1200m	1000m	800m	600m	400m	200m			
Section Times	1:52.06 [6] (0:14.13)	1:37.93 [5] (0:11.78)	1:26.15 [6] (0:12.23)	1:13.92 [6] (0:12.71)	1:01.21 [6] (0:12.82)	0:48.39 [5] (0:12.40)	0:35.99 [6] (0:11.82)	0:24.17 [6] (0:11.61)	0:12.56 [5] (0:12.56)			
Average Speed [km/h]	51.2	61.1	59.3	56.7	56.2	58.3	61.2	61.9	57.3			
Top Speed [km/h]	61.7	63.0	60.4	57.4	57.1	59.4	62.3	62.8	60.6			
Avg. Dist. to Rail [m]	1.4	1.7	2.1	1.5	1.1	0.3	0.6	2.3	2.8			
Avg. Stride Freq. [Hz]	2.2	2.3	2.3	2.2	2.2	2.3	2.3	2.4	2.3			
Avg. Stride Length [m]	6.4	7.4	7.3	7.2	7.1	7.2	7.3	7.3	7.0			



- [] Ranking at each section and finish
- .-.- No data available at this section
- NA No data available



Horse/Jockey Name	Boog's Boy
Final Rank	7
Fastest Section Time (Section)	0:11.58 (1600m)
Top Speed [km/h] (Section)	64.1 (1600m)
Race State	Finished



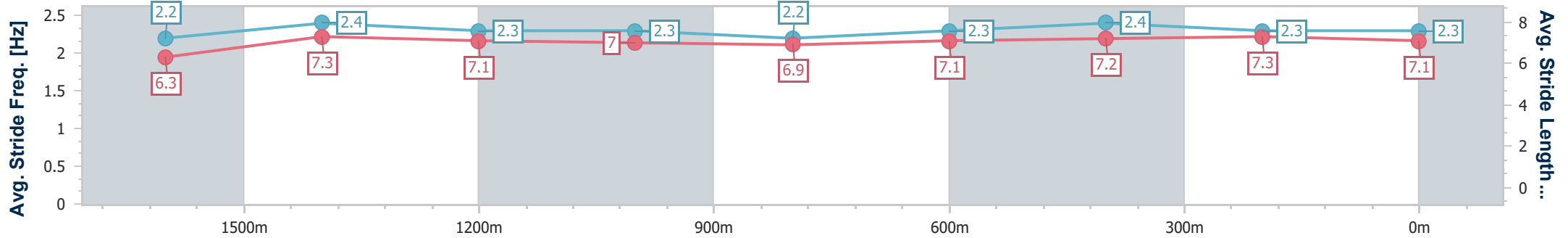
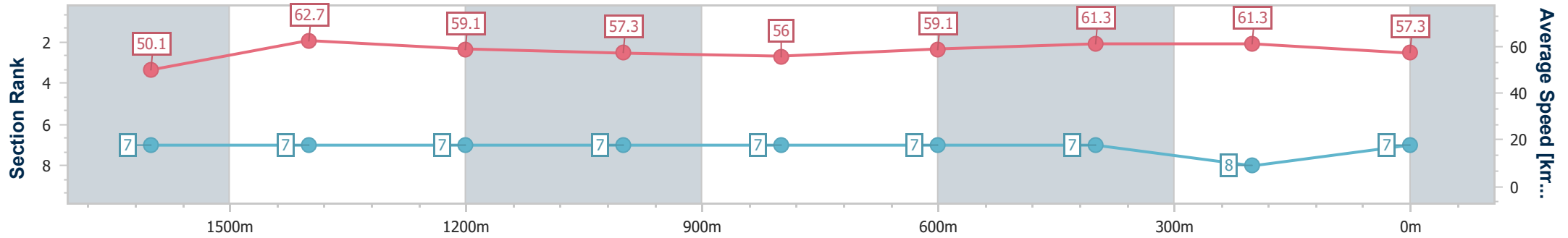
Sunshine Coast QLD Professional
Race 3: PARFOS BRICK & BLOCK LAYING Class 1 Handicap - 1800m



10 December 2023 - 14:00

Track Rating: Good 4, Weather: Fine, Rail Position: +8m Entire

Section	Overall	1600m	1400m	1200m	1000m	800m	600m	400m	200m				
Section Times	1:52.37 [7] (0:14.46)	1:37.91 [7] (0:11.58)	1:26.33 [7] (0:12.28)	1:14.05 [7] (0:12.62)	1:01.43 [7] (0:12.94)	0:48.49 [7] (0:12.33)	0:36.16 [7] (0:11.83)	0:24.33 [7] (0:11.76)	0:12.57 [8] (0:12.57)				
Average Speed [km/h]	50.1	62.7	59.1	57.3	56.0	59.1	61.3	61.3	57.3				
Top Speed [km/h]	62.6	64.1	59.8	57.9	56.4	60.8	62.5	62.7	59.6				
Avg. Dist. to Rail [m]	2.6	3.0	3.6	3.1	2.9	1.9	1.4	3.1	3.8				
Avg. Stride Freq. [Hz]	2.2	2.4	2.3	2.3	2.2	2.3	2.4	2.3	2.3				
Avg. Stride Length [m]	6.3	7.3	7.1	7.0	6.9	7.1	7.2	7.3	7.1				



- [] Ranking at each section and finish
- .-.- No data available at this section
- NA No data available



Horse/Jockey Name	Another Dazzler
Final Rank	8
Fastest Section Time (Section)	0:11.47 (1600m)
Top Speed [km/h] (Section)	64.2 (1600m)
Race State	Finished



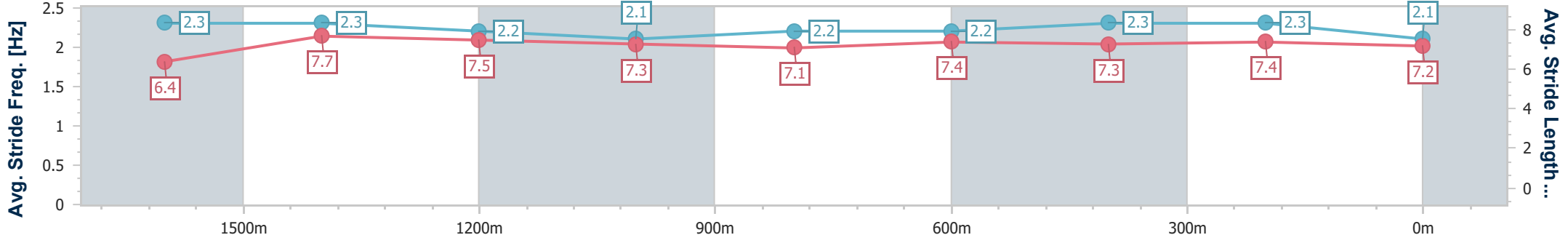
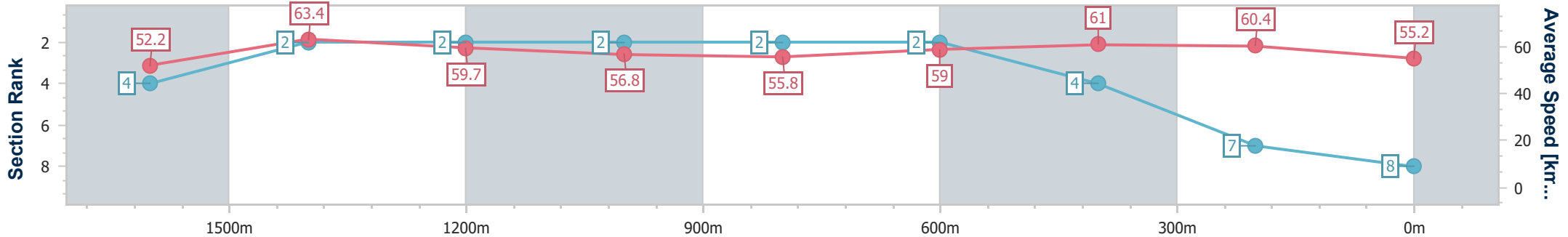
Sunshine Coast QLD Professional
Race 3: PARFOS BRICK & BLOCK LAYING Class 1 Handicap - 1800m



10 December 2023 - 14:00

Track Rating: Good 4, Weather: Fine, Rail Position: +8m Entire

Section	Overall	1600m	1400m	1200m	1000m	800m	600m	400m	200m				
Section Times	1:52.63 [8] (0:13.95)	1:38.68 [4] (0:11.47)	1:27.21 [2] (0:12.17)	1:15.04 [2] (0:12.69)	1:02.35 [2] (0:12.98)	0:49.37 [2] (0:12.41)	0:36.96 [2] (0:11.97)	0:24.99 [4] (0:11.91)	0:13.08 [7] (0:13.08)				
Average Speed [km/h]	52.2	63.4	59.7	56.8	55.8	59.0	61.0	60.4	55.2				
Top Speed [km/h]	64.1	64.2	61.5	58.2	57.2	59.6	62.7	61.4	58.6				
Avg. Dist. to Rail [m]	6.3	3.6	3.5	2.9	2.5	2.9	2.3	1.0	0.9				
Avg. Stride Freq. [Hz]	2.3	2.3	2.2	2.1	2.2	2.2	2.3	2.3	2.1				
Avg. Stride Length [m]	6.4	7.7	7.5	7.3	7.1	7.4	7.3	7.4	7.2				



- [] Ranking at each section and finish
- .-.- No data available at this section
- NA No data available