

Track Rating: Good 4, Weather: Fine, Rail Position: +8m Entire

Section		Overall	1200m	1000m	800m	600m	400m	Last 600m				
Field Times		1:23.55 (0:13.58)	1:09.97 (0:11.16)	0:58.81 (0:11.71)	0:47.10 (0:11.76)	0:35.34 (0:11.49)	0:23.85 (0:11.66)	0:35.34				
Rank	TAB Horse/Jockey	Barrier	Top Speed [km/h]	Fastest Section					Distance Travelled [m]			
1	2 <b>TREVELYAN</b> Melea Castle	2	64.2 400m	0:11.34 1200m	1:23.55 [1] (0:14.17)	1:09.38 [5] (0:11.34)	0:58.04 [5] (0:11.73)	0:46.31 [5] (0:11.59)	0:34.72 [5] (0:11.34)	0:23.38 [5] (0:11.42)	0:34.72	
2	3 <b>STARVIRGO</b> Ben Thompson	1	65.6 1200m	0:11.22 1200m	1:23.55 [2] (0:14.01)	1:09.54 [4] (0:11.22)	0:58.32 [3] (0:11.64)	0:46.68 [3] (0:11.52)	0:35.16 [3] (0:11.51)	0:23.65 [3] (0:11.52)	0:35.16	-1
3	5 <b>AZZAREACH</b> Michael Cahill	6	66.5 1200m	0:11.16 1200m	1:24.08 [3] (0:13.58)	1:10.50 [1] (0:11.16)	0:59.34 [1] (0:11.71)	0:47.63 [1] (0:11.76)	0:35.87 [1] (0:11.55)	0:24.32 [2] (0:11.60)	0:35.87	-1
4	9 <b>COLLAY'S SPIRIT</b> Robbie Dolan	9	64.9 1200m	0:11.29 1200m	1:24.16 [4] (0:13.95)	1:10.21 [3] (0:11.29)	0:58.92 [4] (0:11.67)	0:47.25 [4] (0:11.56)	0:35.69 [4] (0:11.48)	0:24.21 [4] (0:11.44)	0:35.69	+1
5	1 <b>FLASH AAH</b> Cejay Graham	3	65.3 1200m	0:11.31 600m	1:24.27 [5] (0:14.21)	1:10.06 [6] (0:11.33)	0:58.73 [6] (0:11.76)	0:46.97 [6] (0:11.62)	0:35.35 [7] (0:11.31)	0:24.04 [7] (0:11.44)	0:35.35	+2
6	8 <b>LE HEROS</b> Emily Lang	7	65.6 Overall	0:11.30 1200m	1:24.27 [6] (0:13.64)	1:10.63 [2] (0:11.30)	0:59.33 [2] (0:11.60)	0:47.73 [2] (0:11.68)	0:36.05 [2] (0:11.48)	0:24.57 [1] (0:11.66)	0:36.05	+0
7	7 <b>SHEZA FIRECRACKER</b> Bailey Wheeler	8	66.0 800m	0:11.28 600m	1:24.75 [7] (0:14.32)	1:10.43 [7] (0:11.50)	0:58.93 [7] (0:11.67)	0:47.26 [7] (0:11.42)	0:35.84 [6] (0:11.28)	0:24.56 [6] (0:11.49)	0:35.84	+2

Scratched: Ritani (#4), Kaiberry (#6)



**Sunshine Coast QLD Professional**  
**Race 4: ALEX SURF CLUB OPEN Handicap - 1400m**  
**10 December 2023 - 14:39**



Track Rating: Good 4, Weather: Fine, Rail Position: +8m Entire

Section				200m				Last 600m	
Field Times				0:12.19 (0:12.19)				0:35.34	
Rank	TAB	Horse/Jockey	Barrier	Top Speed [km/h]	Fastest Section	Margin			Distance Travelled [m]
1	2	<b>TREVELYAN</b> Melea Castle	2	64.2 400m	0:11.34 1200m	0:11.96 [5] (0:11.96)	1:23.55		0:34.72
2	3	<b>STARVIRGO</b> Ben Thompson	1	65.6 1200m	0:11.22 1200m	0:12.13 [4] (0:12.13)	0.1L		0:35.16 -1
3	5	<b>AZZAREACH</b> Michael Cahill	6	66.5 1200m	0:11.16 1200m	0:12.72 [2] (0:12.72)	3.1L		0:35.87 -1
4	9	<b>COLLAY'S SPIRIT</b> Robbie Dolan	9	64.9 1200m	0:11.29 1200m	0:12.77 [3] (0:12.77)	3.4L		0:35.69 +1
5	1	<b>FLASH AAH</b> Cejay Graham	3	65.3 1200m	0:11.31 600m	0:12.60 [6] (0:12.60)	3.9L		0:35.35 +2
6	8	<b>LE HEROS</b> Emily Lang	7	65.6 Overall	0:11.30 1200m	0:12.91 [1] (0:12.91)	4L		0:36.05 +0
7	7	<b>SHEZA FIRECRACKER</b> Bailey Wheeler	8	66.0 800m	0:11.28 600m	0:13.07 [7] (0:13.07)	6.8L		0:35.84 +2

Scratched: Ritani (#4), Kaiberry (#6)



Horse/Jockey Name	Trevelyan
Final Rank	1
Fastest Section Time (Section)	0:11.34 (1200m)
Top Speed [km/h] (Section)	64.2 (400m)
Race State	Finished



Sunshine Coast QLD Professional

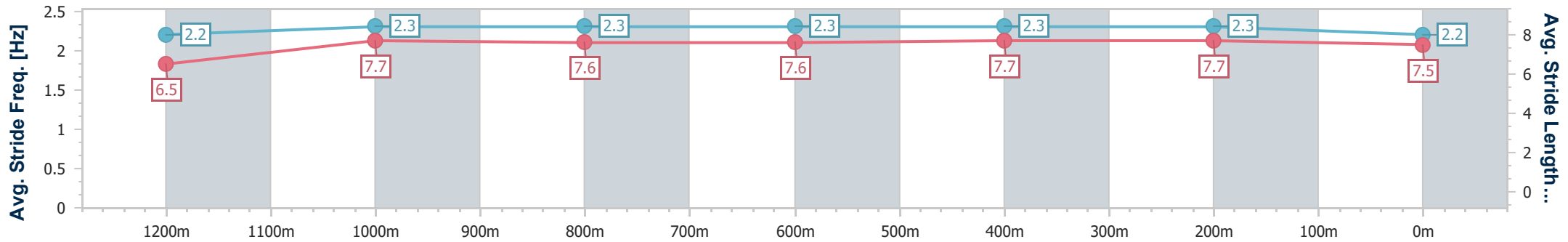
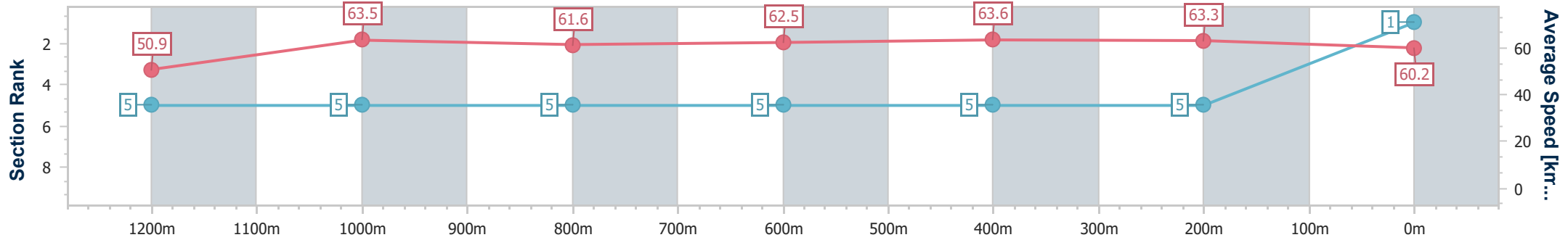
Race 4: ALEX SURF CLUB OPEN Handicap - 1400m



10 December 2023 - 14:39

Track Rating: Good 4, Weather: Fine, Rail Position: +8m Entire

Section	Overall	1200m	1000m	800m	600m	400m	200m
Section Times	1:23.55 [1] (0:14.17)	1:09.38 [5] (0:11.34)	0:58.04 [5] (0:11.73)	0:46.31 [5] (0:11.59)	0:34.72 [5] (0:11.34)	0:23.38 [5] (0:11.42)	0:11.96 [5] (0:11.96)
Average Speed [km/h]	50.9	63.5	61.6	62.5	63.6	63.3	60.2
Top Speed [km/h]	63.8	64.1	63.2	63.9	64.0	64.2	61.4
Avg. Dist. to Rail [m]	3.8	2.7	2.0	1.0	0.4	1.1	0.4
Avg. Stride Freq. [Hz]	2.2	2.3	2.3	2.3	2.3	2.3	2.2
Avg. Stride Length [m]	6.5	7.7	7.6	7.6	7.7	7.7	7.5



- [ ] Ranking at each section and finish
- .-.- No data available at this section
- NA No data available



Horse/Jockey Name	Starvirgo
Final Rank	2
Fastest Section Time (Section)	0:11.22 (1200m)
Top Speed [km/h] (Section)	65.6 (1200m)
Race State	Finished



Sunshine Coast QLD Professional

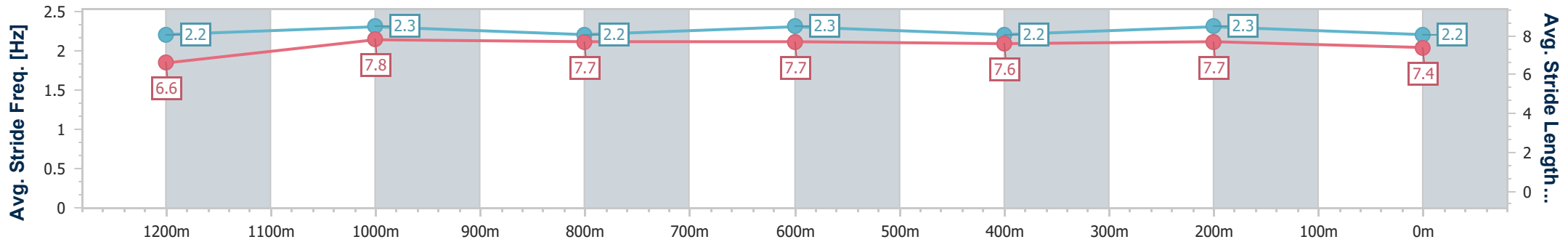
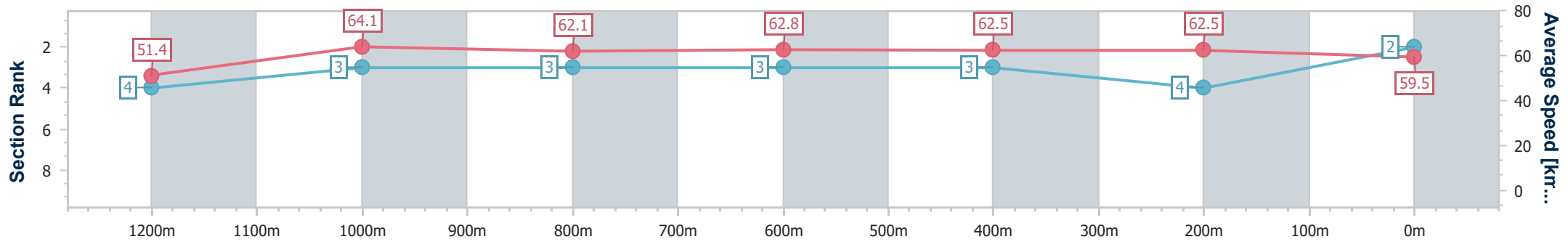
Race 4: ALEX SURF CLUB OPEN Handicap - 1400m



10 December 2023 - 14:39

Track Rating: Good 4, Weather: Fine, Rail Position: +8m Entire

Section	Overall	1200m	1000m	800m	600m	400m	200m
Section Times	1:23.55 [2] (0:14.01)	1:09.54 [4] (0:11.22)	0:58.32 [3] (0:11.64)	0:46.68 [3] (0:11.52)	0:35.16 [3] (0:11.51)	0:23.65 [3] (0:11.52)	0:12.13 [4] (0:12.13)
Average Speed [km/h]	51.4	64.1	62.1	62.8	62.5	62.5	59.5
Top Speed [km/h]	64.0	65.6	63.2	64.1	63.8	63.3	61.9
Avg. Dist. to Rail [m]	1.3	1.3	1.3	0.3	0.4	0.9	1.8
Avg. Stride Freq. [Hz]	2.2	2.3	2.2	2.3	2.2	2.3	2.2
Avg. Stride Length [m]	6.6	7.8	7.7	7.7	7.6	7.7	7.4



- [ ] Ranking at each section and finish
- .-.- No data available at this section
- NA No data available



Horse/Jockey Name	Azzareach
Final Rank	3
Fastest Section Time (Section)	0:11.16 (1200m)
Top Speed [km/h] (Section)	66.5 (1200m)
Race State	Finished



Sunshine Coast QLD Professional

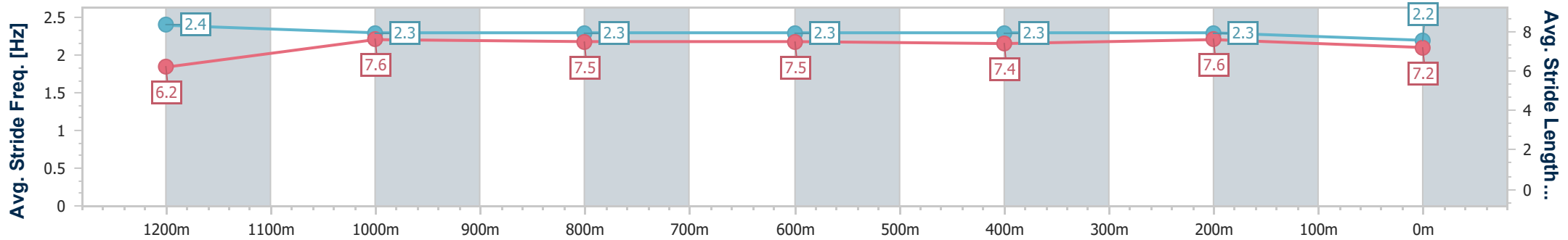
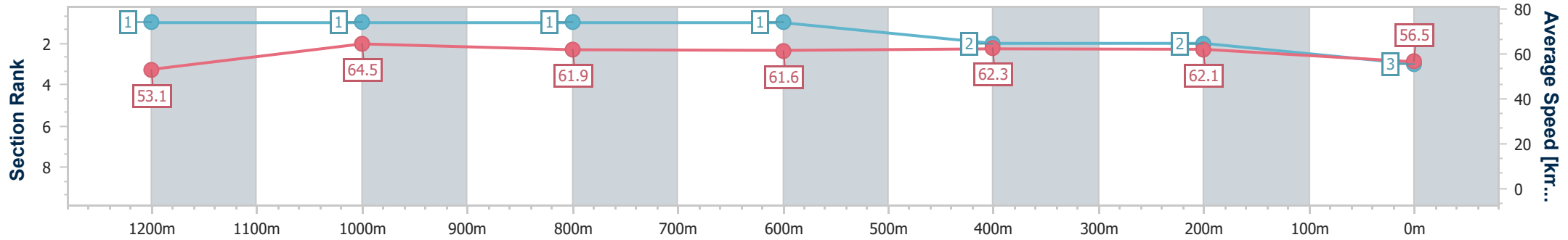
Race 4: ALEX SURF CLUB OPEN Handicap - 1400m



10 December 2023 - 14:39

Track Rating: Good 4, Weather: Fine, Rail Position: +8m Entire

Section	Overall	1200m	1000m	800m	600m	400m	200m
Section Times	1:24.08 [3] (0:13.58)	1:10.50 [1] (0:11.16)	0:59.34 [1] (0:11.71)	0:47.63 [1] (0:11.76)	0:35.87 [1] (0:11.55)	0:24.32 [2] (0:11.60)	0:12.72 [2] (0:12.72)
Average Speed [km/h]	53.1	64.5	61.9	61.6	62.3	62.1	56.5
Top Speed [km/h]	65.8	66.5	62.7	62.4	64.6	64.0	59.9
Avg. Dist. to Rail [m]	5.3	2.2	2.0	1.5	1.2	0.9	3.1
Avg. Stride Freq. [Hz]	2.4	2.3	2.3	2.3	2.3	2.3	2.2
Avg. Stride Length [m]	6.2	7.6	7.5	7.5	7.4	7.6	7.2



- [ ] Ranking at each section and finish
- .-.- No data available at this section
- NA No data available



Horse/Jockey Name	Collay's Spirit
Final Rank	4
Fastest Section Time (Section)	0:11.29 (1200m)
Top Speed [km/h] (Section)	64.9 (1200m)
Race State	Finished



### Sunshine Coast QLD Professional

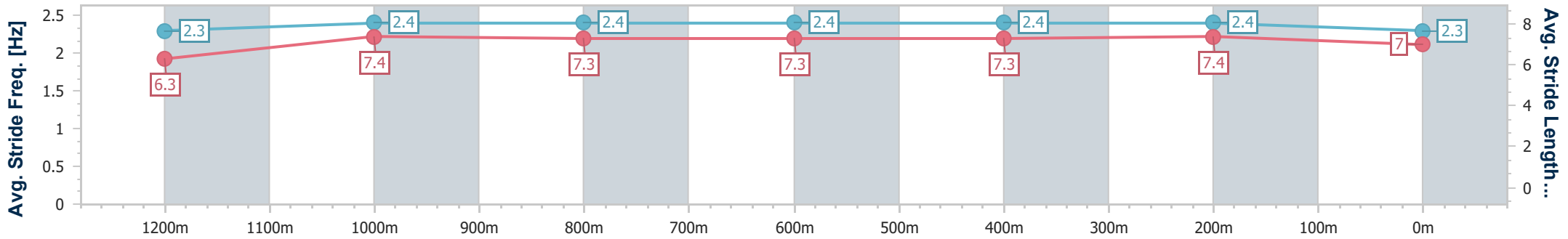
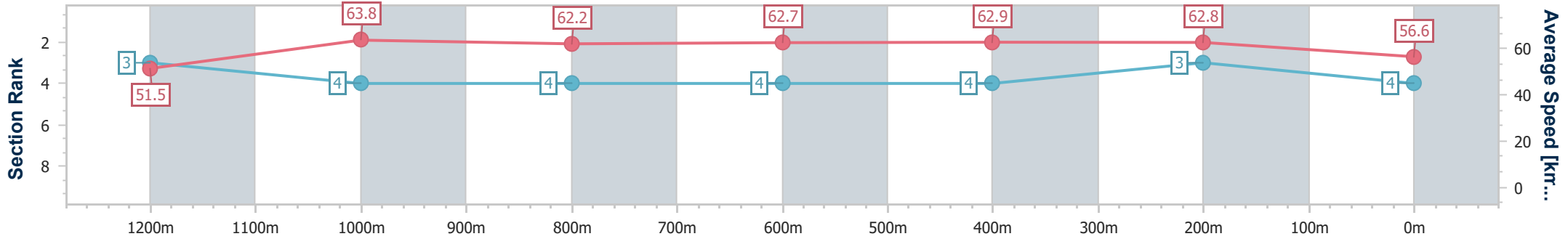
Race 4: ALEX SURF CLUB OPEN Handicap - 1400m



10 December 2023 - 14:39

Track Rating: Good 4, Weather: Fine, Rail Position: +8m Entire

Section	Overall	1200m	1000m	800m	600m	400m	200m
Section Times	1:24.16 [4] (0:13.95)	1:10.21 [3] (0:11.29)	0:58.92 [4] (0:11.67)	0:47.25 [4] (0:11.56)	0:35.69 [4] (0:11.48)	0:24.21 [4] (0:11.44)	0:12.77 [3] (0:12.77)
Average Speed [km/h]	51.5	63.8	62.2	62.7	62.9	62.8	56.6
Top Speed [km/h]	63.9	64.9	63.3	64.5	64.0	64.3	61.9
Avg. Dist. to Rail [m]	6.3	2.7	2.4	1.3	0.7	3.4	6.0
Avg. Stride Freq. [Hz]	2.3	2.4	2.4	2.4	2.4	2.4	2.3
Avg. Stride Length [m]	6.3	7.4	7.3	7.3	7.3	7.4	7.0



- [ ] Ranking at each section and finish
- .-.- No data available at this section
- NA No data available



Horse/Jockey Name	Flash Aah
Final Rank	5
Fastest Section Time (Section)	0:11.31 (600m)
Top Speed [km/h] (Section)	65.3 (1200m)
Race State	Finished



Sunshine Coast QLD Professional

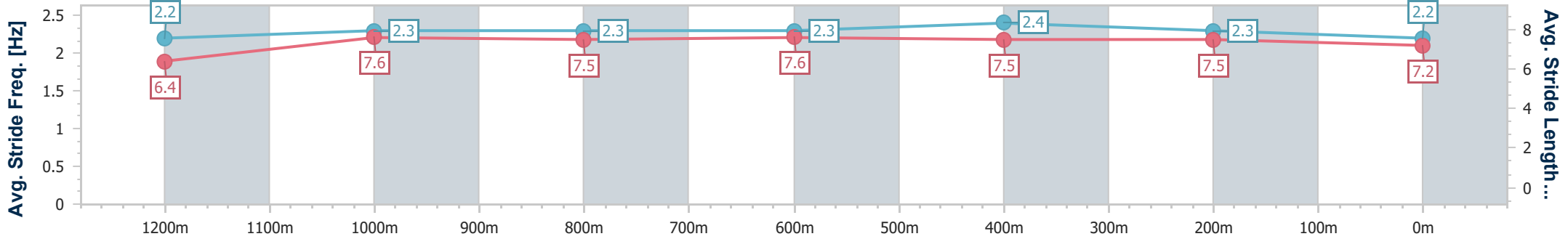
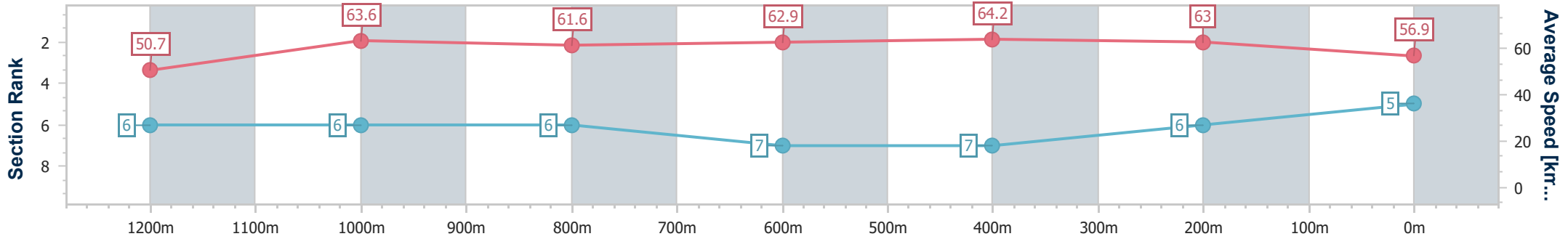
Race 4: ALEX SURF CLUB OPEN Handicap - 1400m



10 December 2023 - 14:39

Track Rating: Good 4, Weather: Fine, Rail Position: +8m Entire

Section	Overall	1200m	1000m	800m	600m	400m	200m
Section Times	1:24.27 [5] (0:14.21)	1:10.06 [6] (0:11.33)	0:58.73 [6] (0:11.76)	0:46.97 [6] (0:11.62)	0:35.35 [7] (0:11.31)	0:24.04 [7] (0:11.44)	0:12.60 [6] (0:12.60)
Average Speed [km/h]	50.7	63.6	61.6	62.9	64.2	63.0	56.9
Top Speed [km/h]	64.7	65.3	62.3	64.3	65.2	64.4	61.3
Avg. Dist. to Rail [m]	4.5	3.2	2.3	2.0	1.7	5.0	8.1
Avg. Stride Freq. [Hz]	2.2	2.3	2.3	2.3	2.4	2.3	2.2
Avg. Stride Length [m]	6.4	7.6	7.5	7.6	7.5	7.5	7.2



- [ ] Ranking at each section and finish
- .-.-.- No data available at this section
- NA No data available



Horse/Jockey Name	Le Heros
Final Rank	6
Fastest Section Time (Section)	0:11.30 (1200m)
Top Speed [km/h] (Section)	65.6 (Overall)
Race State	Finished



Sunshine Coast QLD Professional

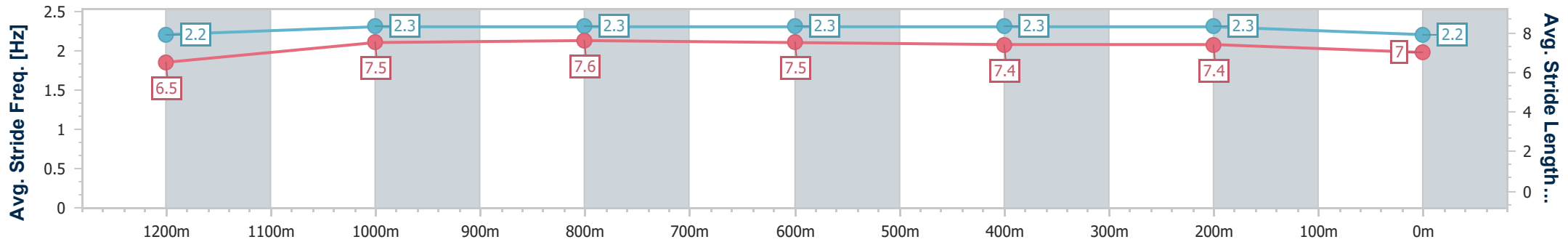
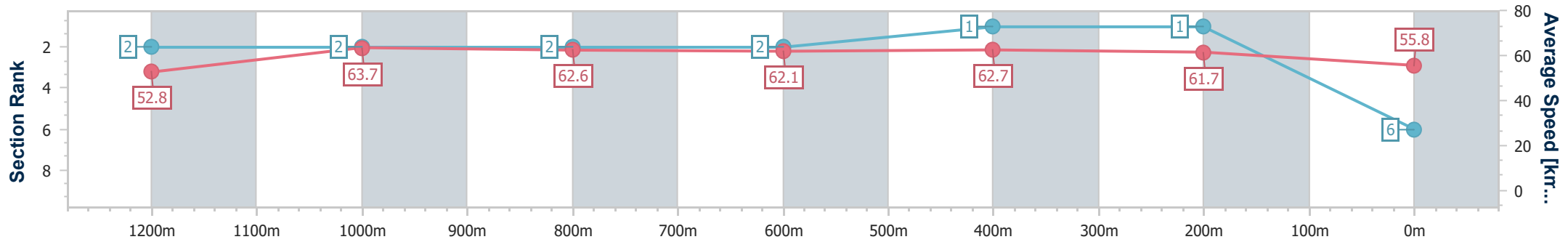
Race 4: ALEX SURF CLUB OPEN Handicap - 1400m



10 December 2023 - 14:39

Track Rating: Good 4, Weather: Fine, Rail Position: +8m Entire

Section	Overall	1200m	1000m	800m	600m	400m	200m
Section Times	1:24.27 [6] (0:13.64)	1:10.63 [2] (0:11.30)	0:59.33 [2] (0:11.60)	0:47.73 [2] (0:11.68)	0:36.05 [2] (0:11.48)	0:24.57 [1] (0:11.66)	0:12.91 [1] (0:12.91)
Average Speed [km/h]	52.8	63.7	62.6	62.1	62.7	61.7	55.8
Top Speed [km/h]	65.6	65.2	63.5	63.5	63.9	63.6	59.7
Avg. Dist. to Rail [m]	5.9	3.1	2.6	1.7	0.4	1.8	3.7
Avg. Stride Freq. [Hz]	2.2	2.3	2.3	2.3	2.3	2.3	2.2
Avg. Stride Length [m]	6.5	7.5	7.6	7.5	7.4	7.4	7.0



- [ ] Ranking at each section and finish
- .-.- No data available at this section
- NA No data available





Horse/Jockey Name	Sheza Firecracker
Final Rank	7
Fastest Section Time (Section)	0:11.28 (600m)
Top Speed [km/h] (Section)	66.0 (800m)
Race State	Finished



Sunshine Coast QLD Professional

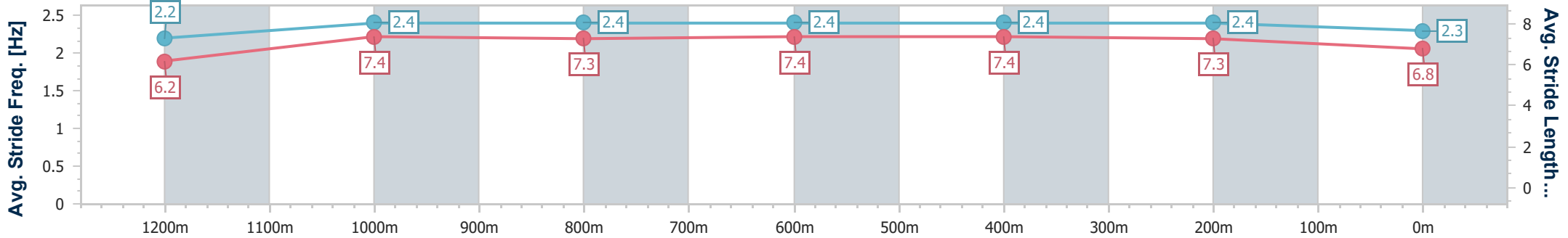
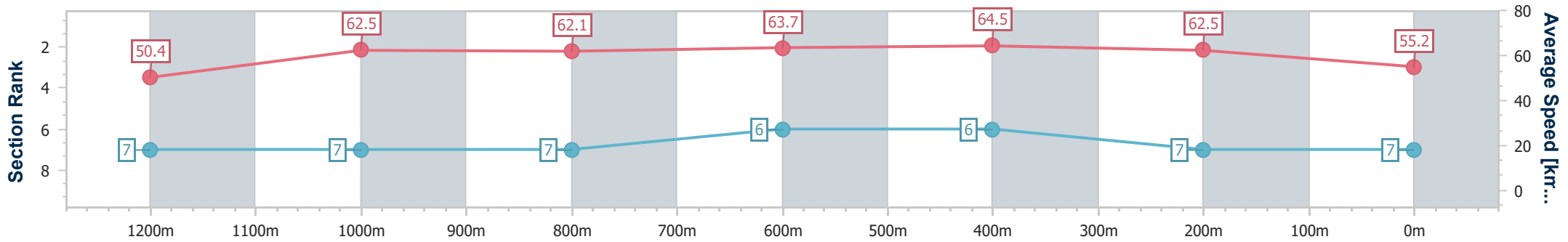
Race 4: ALEX SURF CLUB OPEN Handicap - 1400m



10 December 2023 - 14:39

Track Rating: Good 4, Weather: Fine, Rail Position: +8m Entire

Section	Overall	1200m	1000m	800m	600m	400m	200m
Section Times	1:24.75 [7] (0:14.32)	1:10.43 [7] (0:11.50)	0:58.93 [7] (0:11.67)	0:47.26 [7] (0:11.42)	0:35.84 [6] (0:11.28)	0:24.56 [6] (0:11.49)	0:13.07 [7] (0:13.07)
Average Speed [km/h]	50.4	62.5	62.1	63.7	64.5	62.5	55.2
Top Speed [km/h]	63.5	64.3	62.8	66.0	65.2	64.2	59.7
Avg. Dist. to Rail [m]	6.3	3.8	2.2	1.4	2.0	5.6	8.1
Avg. Stride Freq. [Hz]	2.2	2.4	2.4	2.4	2.4	2.4	2.3
Avg. Stride Length [m]	6.2	7.4	7.3	7.4	7.4	7.3	6.8



- [ ] Ranking at each section and finish
- .-.- No data available at this section
- NA No data available