



Sunshine Coast QLD Professional

Race 5: BLADESY CIRCA 1963 Class 3 Handicap - 1600m

10 December 2023 - 15:15



Track Rating: Good 4, Weather: Fine, Rail Position: +8m Entire

Section		Overall	1400m	1200m	1000m	800m	600m	400m	Last 600m					
Field Times		1:37.47 (0:13.18)	1:24.29 (0:11.40)	1:12.89 (0:12.32)	1:00.57 (0:12.78)	0:47.79 (0:12.29)	0:35.50 (0:11.50)	0:24.00 (0:11.56)	0:35.50					
Rank	TAB	Horse/Jockey	Barrier	Top Speed [km/h]	Fastest Section								Distance Travelled [m]	
1	11	SPEED MAP Anthony Allen	5	65.3 1400m	0:11.34 400m	1:37.47 [1] (0:13.44)	1:24.03 [4] (0:11.53)	1:12.50 [4] (0:12.31)	1:00.19 [4] (0:12.89)	0:47.30 [4] (0:12.14)	0:35.16 [4] (0:11.43)	0:23.73 [4] (0:11.34)	0:35.16	
2	7	HARMONY REIGNS Jaden Lloyd	6	64.9 600m	0:11.33 600m	1:37.49 [2] (0:13.68)	1:23.81 [6] (0:11.53)	1:12.28 [6] (0:12.26)	1:00.02 [7] (0:12.91)	0:47.11 [7] (0:12.21)	0:34.90 [8] (0:11.33)	0:23.57 [6] (0:11.43)	0:34.90	+1
3	2	DEEP TEMPEST James Orman	4	65.2 400m	0:11.31 600m	1:37.62 [3] (0:13.48)	1:24.14 [5] (0:11.34)	1:12.80 [3] (0:12.29)	1:00.51 [3] (0:12.92)	0:47.59 [3] (0:12.20)	0:35.39 [3] (0:11.31)	0:24.08 [2] (0:11.49)	0:35.39	-1
4	3	TWICE ON SUNDAY Damien Thornton	8	66.9 600m	0:11.39 1400m	1:37.69 [4] (0:13.26)	1:24.43 [2] (0:11.39)	1:13.04 [2] (0:12.27)	1:00.77 [2] (0:12.87)	0:47.90 [2] (0:12.22)	0:35.68 [2] (0:11.46)	0:24.22 [1] (0:11.63)	0:35.68	+4
5	10	WILLNOTQUIT Mark Du Plessis	11	65.3 600m	0:11.32 600m	1:37.75 [5] (0:13.99)	1:23.76 [8] (0:11.46)	1:12.30 [8] (0:12.21)	1:00.09 [8] (0:12.94)	0:47.15 [9] (0:12.17)	0:34.98 [9] (0:11.32)	0:23.66 [7] (0:11.39)	0:34.98	+2
6	12	ATLANTIC ROYAL Tiffani Brooker	3	65.5 400m	0:11.43 400m	1:37.87 [6] (0:13.77)	1:24.10 [7] (0:11.54)	1:12.56 [7] (0:12.10)	1:00.46 [6] (0:12.83)	0:47.63 [6] (0:12.21)	0:35.42 [6] (0:11.47)	0:23.95 [5] (0:11.43)	0:35.42	+4
7	9	WICKED'N' LOVIN'IT Samantha Collett	7	64.4 Overall	0:11.57 400m	1:37.88 [7] (0:13.42)	1:24.46 [3] (0:11.75)	1:12.71 [5] (0:12.19)	1:00.52 [5] (0:12.83)	0:47.69 [5] (0:12.22)	0:35.47 [5] (0:11.68)	0:23.79 [8] (0:11.57)	0:35.47	+7
8	5	REDEnte CHOICE Ben Thompson	12	63.9 600m	0:11.50 400m	1:37.93 [8] (0:14.10)	1:23.83 [9] (0:11.68)	1:12.15 [10] (0:11.88)	1:00.27 [9] (0:12.76)	0:47.51 [8] (0:12.16)	0:35.35 [7] (0:11.64)	0:23.71 [9] (0:11.50)	0:35.35	+5
9	1	CAPTAIN HOOK Jasper Franklin	9	67.4 Overall	0:11.40 1400m	1:38.05 [9] (0:13.18)	1:24.87 [1] (0:11.40)	1:13.47 [1] (0:12.32)	1:01.15 [1] (0:12.78)	0:48.37 [1] (0:12.29)	0:36.08 [1] (0:11.64)	0:24.44 [3] (0:11.65)	0:36.08	+0
10	8	CHAMPAGNE POP Taylor Marshall	1	64.4 600m	0:11.41 400m	1:38.13 [10] (0:14.10)	1:24.03 [10] (0:11.54)	1:12.49 [9] (0:12.08)	1:00.41 [10] (0:12.91)	0:47.50 [10] (0:12.19)	0:35.31 [10] (0:11.56)	0:23.75 [10] (0:11.41)	0:35.31	+2

Scratched: Brave Maso (#6), Arts Object (#4)

[] Ranking at each section and finish
 -:-:- No data available at this section
 NA No data available

SCN Saddle cloth number
 DNF Did not finish
 DNT Did not track



Sunshine Coast QLD Professional

Race 5: BLADESY CIRCA 1963 Class 3 Handicap - 1600m

10 December 2023 - 15:15



Track Rating: Good 4, Weather: Fine, Rail Position: +8m Entire

Section				200m				Last 600m	
Field Times				0:12.44 (0:12.44)				0:35.50	
Rank	TAB	Horse/Jockey	Barrier	Top Speed [km/h]	Fastest Section	Margin			Distance Travelled [m]
1	11	SPEED MAP Anthony Allen	5	65.3 1400m	0:11.34 400m	0:12.39 [2] (0:12.39)	1:37.47		0:35.16
2	7	HARMONY REIGNS Jaden Lloyd	6	64.9 600m	0:11.33 600m	0:12.14 [6] (0:12.14)	0.1L		0:34.90 +1
3	2	DEEP TEMPEST James Orman	4	65.2 400m	0:11.31 600m	0:12.59 [1] (0:12.59)	0.9L		0:35.39 -1
4	3	TWICE ON SUNDAY Damien Thornton	8	66.9 600m	0:11.39 1400m	0:12.59 [3] (0:12.59)	1.2L		0:35.68 +4
5	10	WILLNOTQUIT Mark Du Plessis	11	65.3 600m	0:11.32 600m	0:12.27 [7] (0:12.27)	1.4L		0:34.98 +2
6	12	ATLANTIC ROYAL Tiffani Brooker	3	65.5 400m	0:11.43 400m	0:12.52 [5] (0:12.52)	1.9L		0:35.42 +4
7	9	WICKED'N' LOVIN'IT Samantha Collett	7	64.4 Overall	0:11.57 400m	0:12.22 [8] (0:12.22)	2L		0:35.47 +7
8	5	REDENTE CHOICE Ben Thompson	12	63.9 600m	0:11.50 400m	0:12.21 [9] (0:12.21)	2.2L		0:35.35 +5
9	1	CAPTAIN HOOK Jasper Franklin	9	67.4 Overall	0:11.40 1400m	0:12.79 [4] (0:12.79)	2.7L		0:36.08 +0
10	8	CHAMPAGNE POP Taylor Marshall	1	64.4 600m	0:11.41 400m	0:12.34 [10] (0:12.34)	3.1L		0:35.31 +2

Scratched: Brave Maso (#6), Arts Object (#4)

[] Ranking at each section and finish
 -:-:- No data available at this section
 NA No data available

SCN Saddle cloth number
 DNF Did not finish
 DNT Did not track



Horse/Jockey Name	Speed Map
Final Rank	1
Fastest Section Time (Section)	0:11.34 (400m)
Top Speed [km/h] (Section)	65.3 (1400m)
Race State	Finished



Sunshine Coast QLD Professional

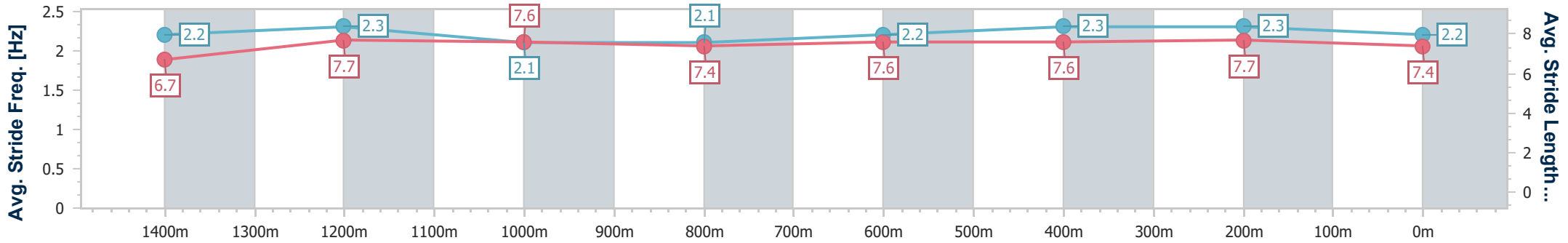
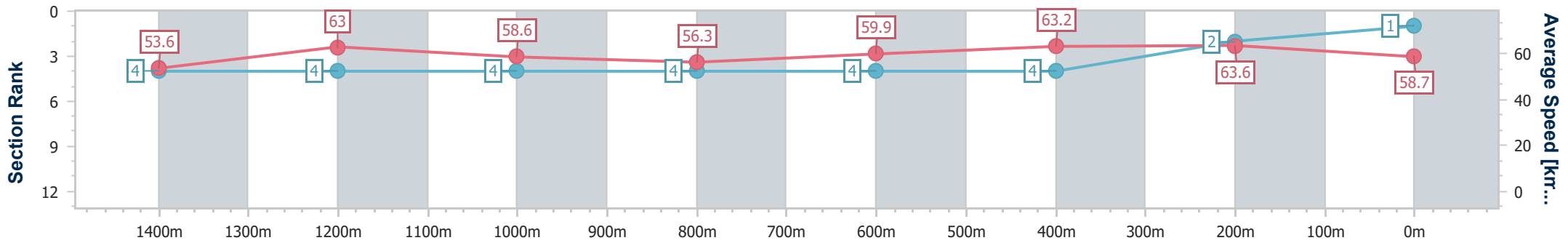
Race 5: BLADESY CIRCA 1963 Class 3 Handicap - 1600m



10 December 2023 - 15:15

Track Rating: Good 4, Weather: Fine, Rail Position: +8m Entire

Section	Overall	1400m	1200m	1000m	800m	600m	400m	200m
Section Times	1:37.47 [1] (0:13.44)	1:24.03 [4] (0:11.53)	1:12.50 [4] (0:12.31)	1:00.19 [4] (0:12.89)	0:47.30 [4] (0:12.14)	0:35.16 [4] (0:11.43)	0:23.73 [4] (0:11.34)	0:12.39 [2] (0:12.39)
Average Speed [km/h]	53.6	63.0	58.6	56.3	59.9	63.2	63.6	58.7
Top Speed [km/h]	63.7	65.3	61.4	58.4	62.7	64.0	64.9	61.7
Avg. Dist. to Rail [m]	4.6	3.0	3.4	2.8	1.5	1.0	3.4	5.5
Avg. Stride Freq. [Hz]	2.2	2.3	2.1	2.1	2.2	2.3	2.3	2.2
Avg. Stride Length [m]	6.7	7.7	7.6	7.4	7.6	7.6	7.7	7.4



- [] Ranking at each section and finish
- .-.- No data available at this section
- NA No data available



Horse/Jockey Name	Harmony Reigns
Final Rank	2
Fastest Section Time (Section)	0:11.33 (600m)
Top Speed [km/h] (Section)	64.9 (600m)
Race State	Finished



Sunshine Coast QLD Professional

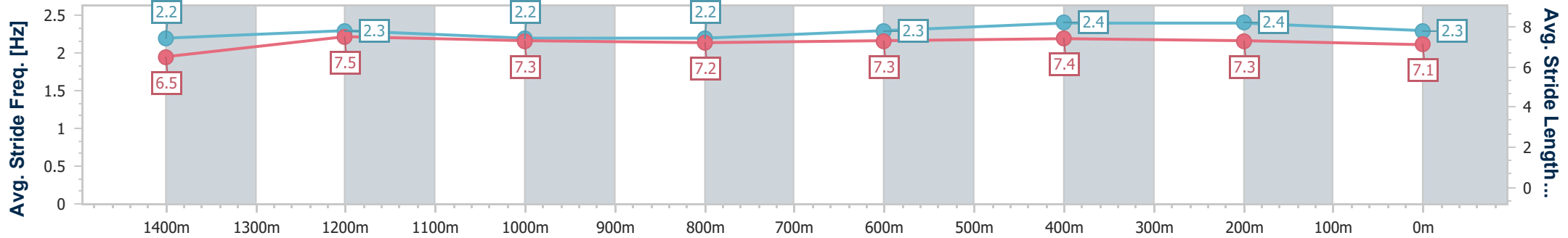
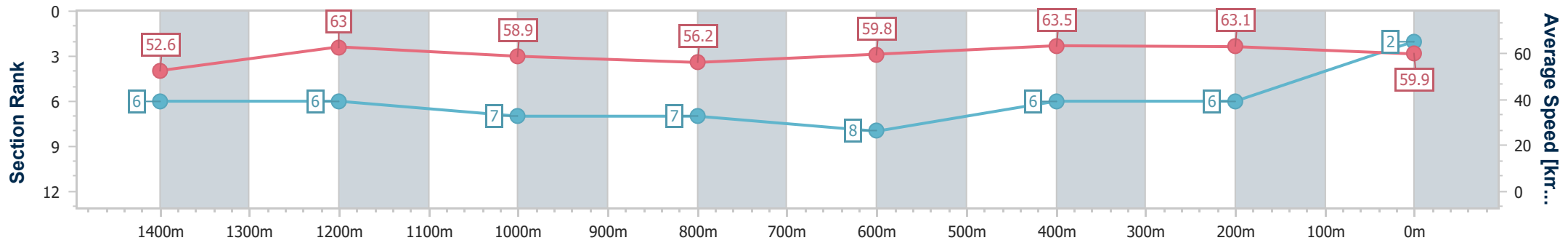
Race 5: BLADESY CIRCA 1963 Class 3 Handicap - 1600m



10 December 2023 - 15:15

Track Rating: Good 4, Weather: Fine, Rail Position: +8m Entire

Section	Overall	1400m	1200m	1000m	800m	600m	400m	200m
Section Times	1:37.49 [2] (0:13.68)	1:23.81 [6] (0:11.53)	1:12.28 [6] (0:12.26)	1:00.02 [7] (0:12.91)	0:47.11 [7] (0:12.21)	0:34.90 [8] (0:11.33)	0:23.57 [6] (0:11.43)	0:12.14 [6] (0:12.14)
Average Speed [km/h]	52.6	63.0	58.9	56.2	59.8	63.5	63.1	59.9
Top Speed [km/h]	62.9	64.1	61.2	57.6	62.1	64.9	63.9	61.5
Avg. Dist. to Rail [m]	4.8	2.6	3.0	2.9	2.5	0.4	4.4	6.6
Avg. Stride Freq. [Hz]	2.2	2.3	2.2	2.2	2.3	2.4	2.4	2.3
Avg. Stride Length [m]	6.5	7.5	7.3	7.2	7.3	7.4	7.3	7.1



- [] Ranking at each section and finish
- .-.- No data available at this section
- NA No data available



Horse/Jockey Name	Deep Tempest
Final Rank	3
Fastest Section Time (Section)	0:11.31 (600m)
Top Speed [km/h] (Section)	65.2 (400m)
Race State	Finished



Sunshine Coast QLD Professional

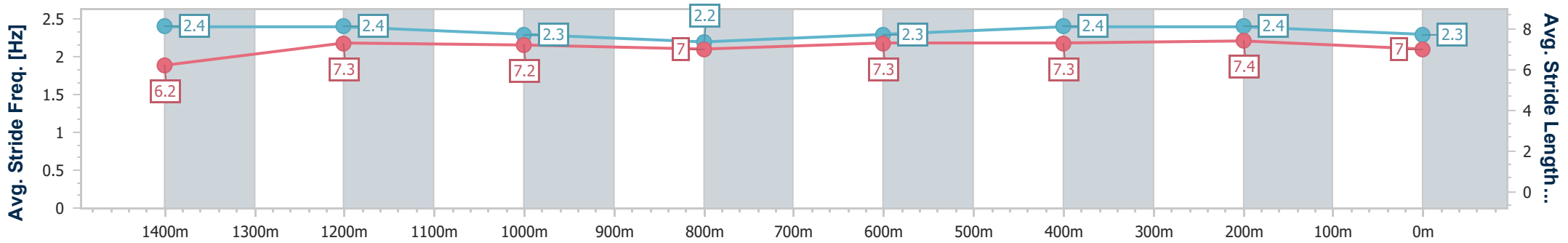
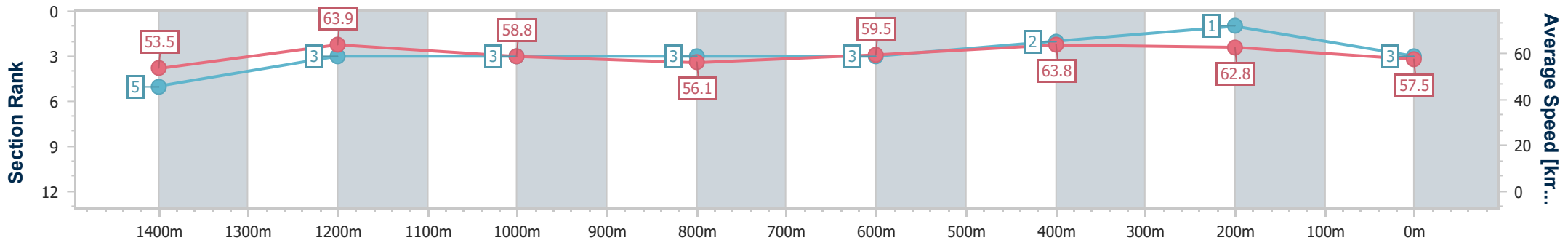
Race 5: BLADESY CIRCA 1963 Class 3 Handicap - 1600m



10 December 2023 - 15:15

Track Rating: Good 4, Weather: Fine, Rail Position: +8m Entire

Section	Overall	1400m	1200m	1000m	800m	600m	400m	200m
Section Times	1:37.62 [3] (0:13.48)	1:24.14 [5] (0:11.34)	1:12.80 [3] (0:12.29)	1:00.51 [3] (0:12.92)	0:47.59 [3] (0:12.20)	0:35.39 [3] (0:11.31)	0:24.08 [2] (0:11.49)	0:12.59 [1] (0:12.59)
Average Speed [km/h]	53.5	63.9	58.8	56.1	59.5	63.8	62.8	57.5
Top Speed [km/h]	63.8	65.1	61.6	57.3	62.3	65.1	65.2	60.0
Avg. Dist. to Rail [m]	3.5	2.2	2.9	2.8	1.4	0.7	1.2	2.6
Avg. Stride Freq. [Hz]	2.4	2.4	2.3	2.2	2.3	2.4	2.4	2.3
Avg. Stride Length [m]	6.2	7.3	7.2	7.0	7.3	7.3	7.4	7.0



- [] Ranking at each section and finish
- .-.- No data available at this section
- NA No data available



Horse/Jockey Name	Twice On Sunday
Final Rank	4
Fastest Section Time (Section)	0:11.39 (1400m)
Top Speed [km/h] (Section)	66.9 (600m)
Race State	Finished



Sunshine Coast QLD Professional

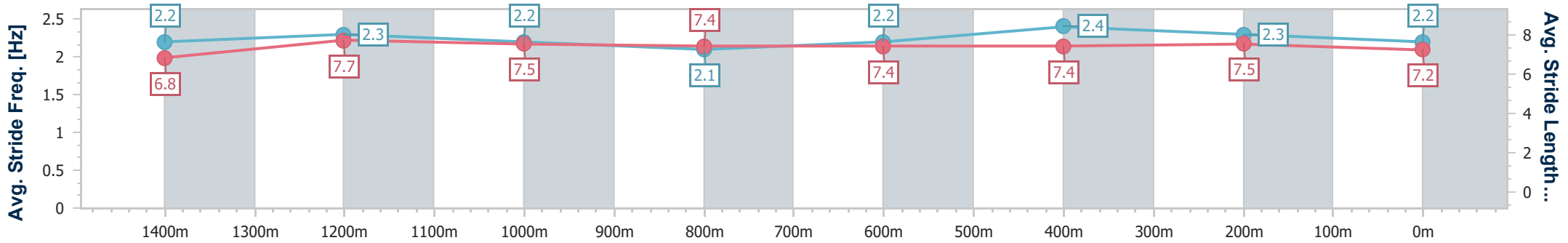
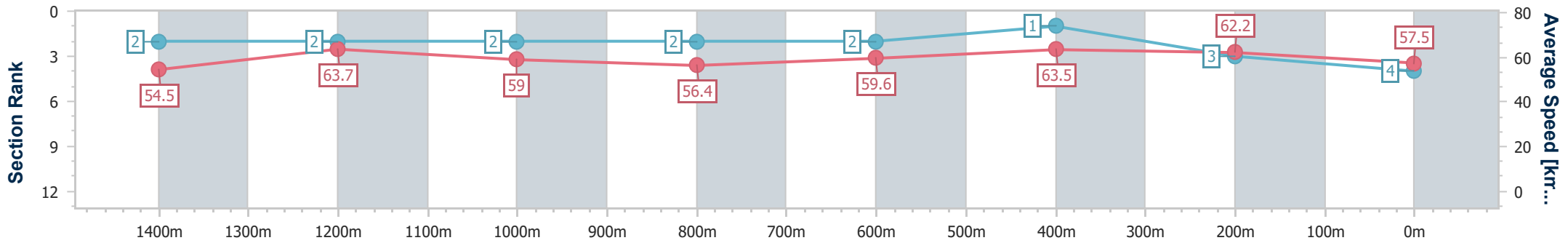
Race 5: BLADESY CIRCA 1963 Class 3 Handicap - 1600m



10 December 2023 - 15:15

Track Rating: Good 4, Weather: Fine, Rail Position: +8m Entire

Section	Overall	1400m	1200m	1000m	800m	600m	400m	200m
Section Times	1:37.69 [4] (0:13.26)	1:24.43 [2] (0:11.39)	1:13.04 [2] (0:12.27)	1:00.77 [2] (0:12.87)	0:47.90 [2] (0:12.22)	0:35.68 [2] (0:11.46)	0:24.22 [1] (0:11.63)	0:12.59 [3] (0:12.59)
Average Speed [km/h]	54.5	63.7	59.0	56.4	59.6	63.5	62.2	57.5
Top Speed [km/h]	66.2	65.0	61.7	58.0	62.4	66.9	66.2	60.3
Avg. Dist. to Rail [m]	7.5	4.3	3.4	3.0	2.3	2.4	3.6	4.3
Avg. Stride Freq. [Hz]	2.2	2.3	2.2	2.1	2.2	2.4	2.3	2.2
Avg. Stride Length [m]	6.8	7.7	7.5	7.4	7.4	7.4	7.5	7.2



- [] Ranking at each section and finish
- .-.- No data available at this section
- NA No data available



Horse/Jockey Name	Willnotquit
Final Rank	5
Fastest Section Time (Section)	0:11.32 (600m)
Top Speed [km/h] (Section)	65.3 (600m)
Race State	Finished



Sunshine Coast QLD Professional

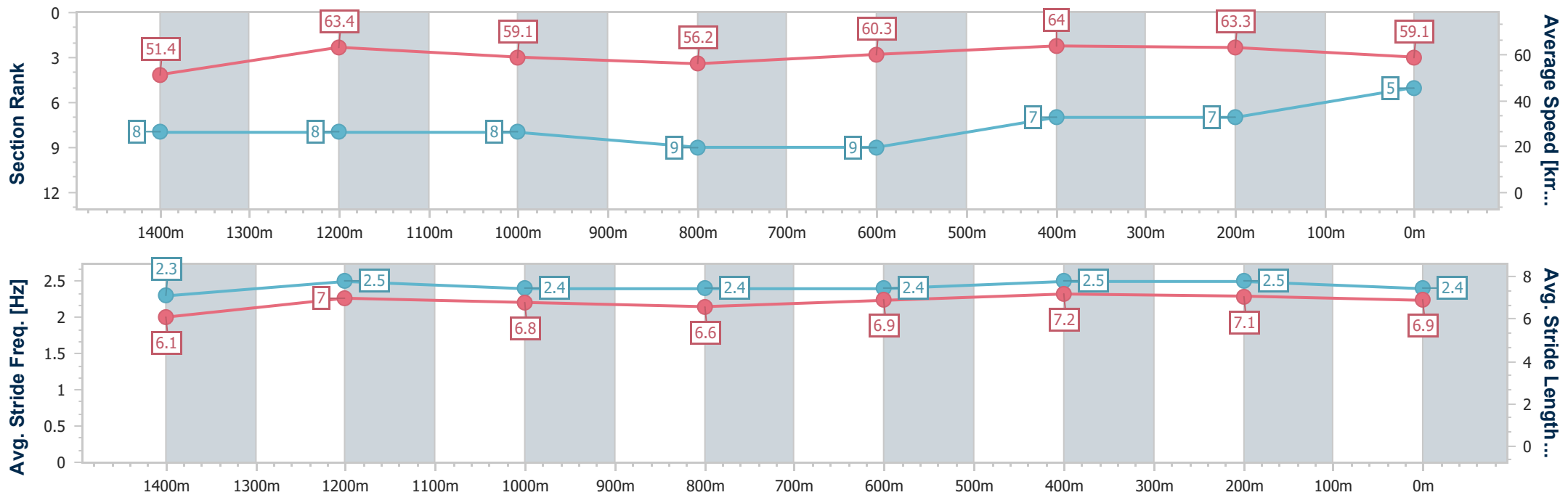
Race 5: BLADESY CIRCA 1963 Class 3 Handicap - 1600m



10 December 2023 - 15:15

Track Rating: Good 4, Weather: Fine, Rail Position: +8m Entire

Section	Overall	1400m	1200m	1000m	800m	600m	400m	200m
Section Times	1:37.75 [5] (0:13.99)	1:23.76 [8] (0:11.46)	1:12.30 [8] (0:12.21)	1:00.09 [8] (0:12.94)	0:47.15 [9] (0:12.17)	0:34.98 [9] (0:11.32)	0:23.66 [7] (0:11.39)	0:12.27 [7] (0:12.27)
Average Speed [km/h]	51.4	63.4	59.1	56.2	60.3	64.0	63.3	59.1
Top Speed [km/h]	63.2	64.2	61.9	57.6	63.4	65.3	63.9	62.0
Avg. Dist. to Rail [m]	6.0	3.0	3.4	2.8	3.3	1.0	2.8	5.0
Avg. Stride Freq. [Hz]	2.3	2.5	2.4	2.4	2.4	2.5	2.5	2.4
Avg. Stride Length [m]	6.1	7.0	6.8	6.6	6.9	7.2	7.1	6.9



- [] Ranking at each section and finish
- .-.- No data available at this section
- NA No data available



Horse/Jockey Name	Atlantic Royal
Final Rank	6
Fastest Section Time (Section)	0:11.43 (400m)
Top Speed [km/h] (Section)	65.5 (400m)
Race State	Finished



Sunshine Coast QLD Professional

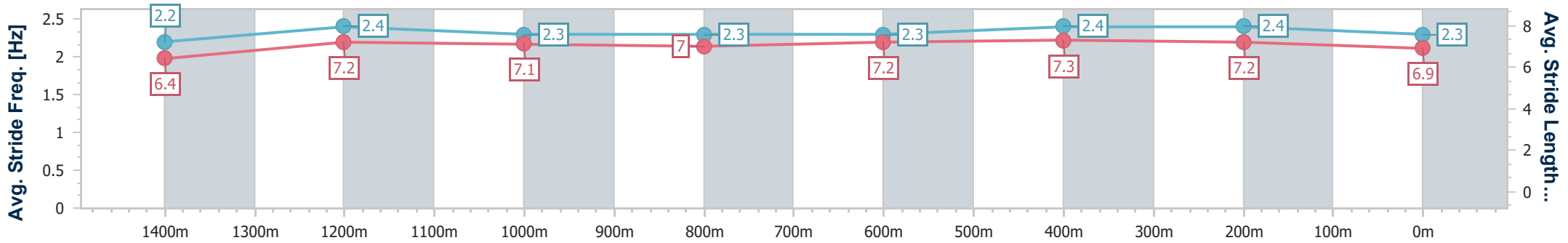
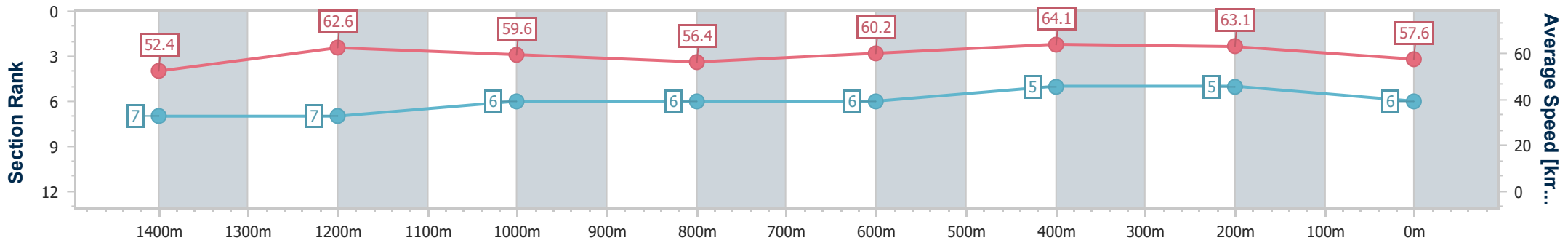
Race 5: BLADESY CIRCA 1963 Class 3 Handicap - 1600m



10 December 2023 - 15:15

Track Rating: Good 4, Weather: Fine, Rail Position: +8m Entire

Section	Overall	1400m	1200m	1000m	800m	600m	400m	200m
Section Times	1:37.87 [6] (0:13.77)	1:24.10 [7] (0:11.54)	1:12.56 [7] (0:12.10)	1:00.46 [6] (0:12.83)	0:47.63 [6] (0:12.21)	0:35.42 [6] (0:11.47)	0:23.95 [5] (0:11.43)	0:12.52 [5] (0:12.52)
Average Speed [km/h]	52.4	62.6	59.6	56.4	60.2	64.1	63.1	57.6
Top Speed [km/h]	63.6	63.5	62.6	58.5	63.1	64.6	65.5	59.9
Avg. Dist. to Rail [m]	2.3	1.9	2.8	2.6	3.4	3.6	2.3	3.2
Avg. Stride Freq. [Hz]	2.2	2.4	2.3	2.3	2.3	2.4	2.4	2.3
Avg. Stride Length [m]	6.4	7.2	7.1	7.0	7.2	7.3	7.2	6.9



- [] Ranking at each section and finish
- .-.- No data available at this section
- NA No data available



Horse/Jockey Name	Wicked'n' Lovin'it
Final Rank	7
Fastest Section Time (Section)	0:11.57 (400m)
Top Speed [km/h] (Section)	64.4 (Overall)
Race State	Finished



Sunshine Coast QLD Professional

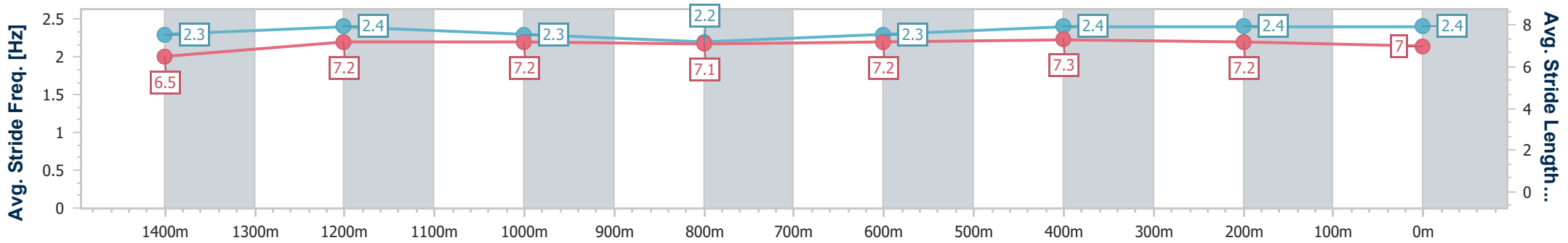
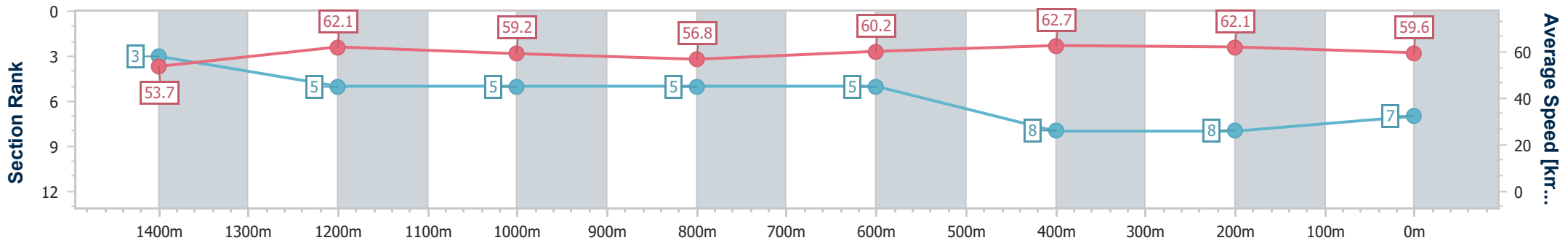
Race 5: BLADESY CIRCA 1963 Class 3 Handicap - 1600m



10 December 2023 - 15:15

Track Rating: Good 4, Weather: Fine, Rail Position: +8m Entire

Section	Overall	1400m	1200m	1000m	800m	600m	400m	200m
Section Times	1:37.88 [7] (0:13.42)	1:24.46 [3] (0:11.75)	1:12.71 [5] (0:12.19)	1:00.52 [5] (0:12.83)	0:47.69 [5] (0:12.22)	0:35.47 [5] (0:11.68)	0:23.79 [8] (0:11.57)	0:12.22 [8] (0:12.22)
Average Speed [km/h]	53.7	62.1	59.2	56.8	60.2	62.7	62.1	59.6
Top Speed [km/h]	64.4	63.4	61.9	58.0	61.9	63.4	63.5	61.8
Avg. Dist. to Rail [m]	6.3	4.9	5.3	4.4	3.5	2.8	4.5	6.3
Avg. Stride Freq. [Hz]	2.3	2.4	2.3	2.2	2.3	2.4	2.4	2.4
Avg. Stride Length [m]	6.5	7.2	7.2	7.1	7.2	7.3	7.2	7.0



- [] Ranking at each section and finish
- .-.- No data available at this section
- NA No data available



Horse/Jockey Name	Redente Choice
Final Rank	8
Fastest Section Time (Section)	0:11.50 (400m)
Top Speed [km/h] (Section)	63.9 (600m)
Race State	Finished



Sunshine Coast QLD Professional

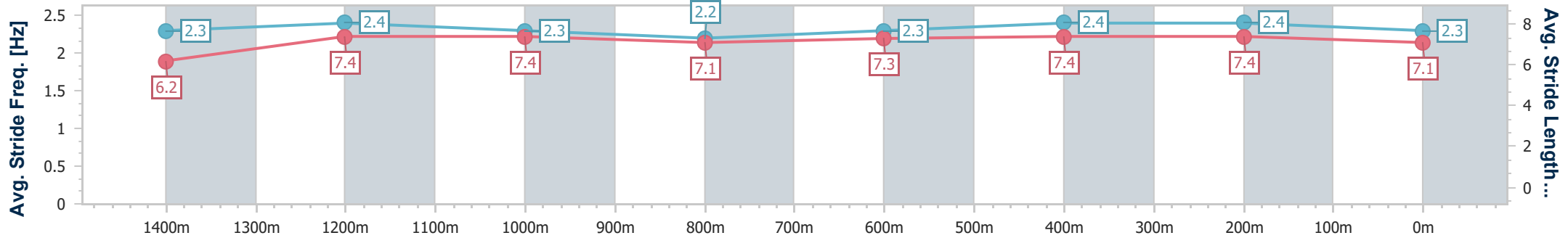
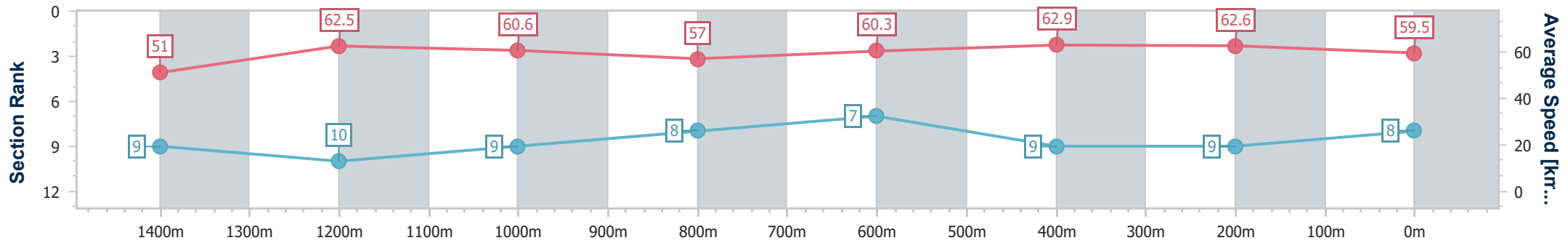
Race 5: BLADESY CIRCA 1963 Class 3 Handicap - 1600m



10 December 2023 - 15:15

Track Rating: Good 4, Weather: Fine, Rail Position: +8m Entire

Section	Overall	1400m	1200m	1000m	800m	600m	400m	200m
Section Times	1:37.93 [8] (0:14.10)	1:23.83 [9] (0:11.68)	1:12.15 [10] (0:11.88)	1:00.27 [9] (0:12.76)	0:47.51 [8] (0:12.16)	0:35.35 [7] (0:11.64)	0:23.71 [9] (0:11.50)	0:12.21 [9] (0:12.21)
Average Speed [km/h]	51.0	62.5	60.6	57.0	60.3	62.9	62.6	59.5
Top Speed [km/h]	62.0	62.8	62.2	59.0	62.3	63.9	63.8	61.8
Avg. Dist. to Rail [m]	7.9	3.7	3.9	3.7	3.0	3.1	6.0	7.4
Avg. Stride Freq. [Hz]	2.3	2.4	2.3	2.2	2.3	2.4	2.4	2.3
Avg. Stride Length [m]	6.2	7.4	7.4	7.1	7.3	7.4	7.4	7.1



- [] Ranking at each section and finish
- .-.- No data available at this section
- NA No data available



Horse/Jockey Name	Captain Hook
Final Rank	9
Fastest Section Time (Section)	0:11.40 (1400m)
Top Speed [km/h] (Section)	67.4 (Overall)
Race State	Finished



Sunshine Coast QLD Professional

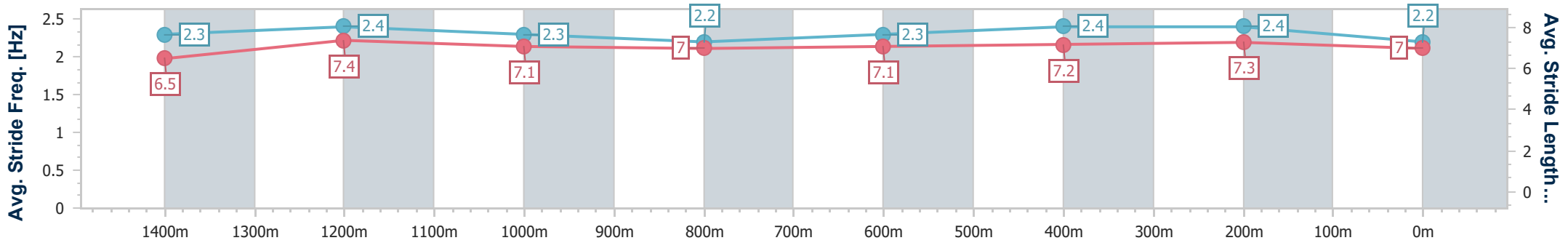
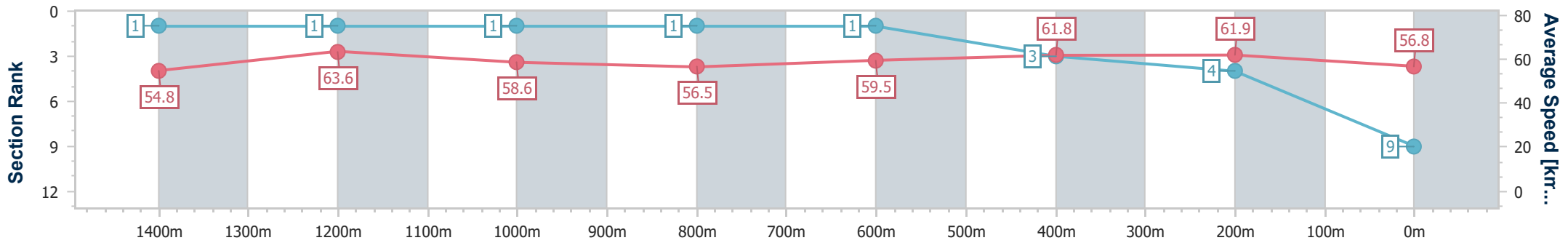
Race 5: BLADESY CIRCA 1963 Class 3 Handicap - 1600m



10 December 2023 - 15:15

Track Rating: Good 4, Weather: Fine, Rail Position: +8m Entire

Section	Overall	1400m	1200m	1000m	800m	600m	400m	200m
Section Times	1:38.05 [9] (0:13.18)	1:24.87 [1] (0:11.40)	1:13.47 [1] (0:12.32)	1:01.15 [1] (0:12.78)	0:48.37 [1] (0:12.29)	0:36.08 [1] (0:11.64)	0:24.44 [3] (0:11.65)	0:12.79 [4] (0:12.79)
Average Speed [km/h]	54.8	63.6	58.6	56.5	59.5	61.8	61.9	56.8
Top Speed [km/h]	67.4	67.1	59.9	58.1	61.4	63.8	63.5	60.4
Avg. Dist. to Rail [m]	9.8	3.6	2.4	2.0	2.1	1.1	0.8	1.2
Avg. Stride Freq. [Hz]	2.3	2.4	2.3	2.2	2.3	2.4	2.4	2.2
Avg. Stride Length [m]	6.5	7.4	7.1	7.0	7.1	7.2	7.3	7.0



- [] Ranking at each section and finish
- .-.- No data available at this section
- NA No data available



Horse/Jockey Name	Champagne Pop
Final Rank	10
Fastest Section Time (Section)	0:11.41 (400m)
Top Speed [km/h] (Section)	64.4 (600m)
Race State	Finished



Sunshine Coast QLD Professional

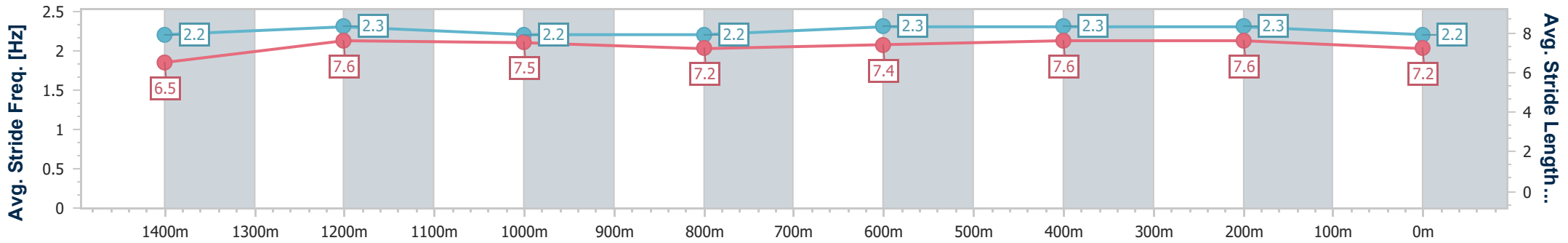
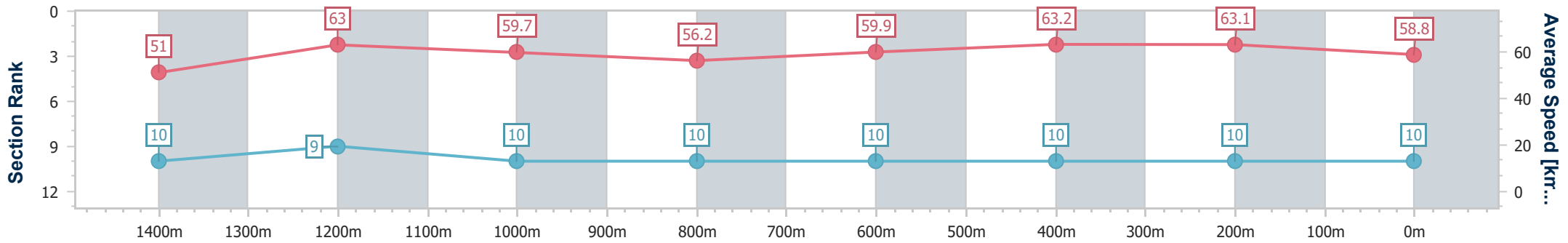
Race 5: BLADESY CIRCA 1963 Class 3 Handicap - 1600m



10 December 2023 - 15:15

Track Rating: Good 4, Weather: Fine, Rail Position: +8m Entire

Section	Overall	1400m	1200m	1000m	800m	600m	400m	200m
Section Times	1:38.13 [10] (0:14.10)	1:24.03 [10] (0:11.54)	1:12.49 [9] (0:12.08)	1:00.41 [10] (0:12.91)	0:47.50 [10] (0:12.19)	0:35.31 [10] (0:11.56)	0:23.75 [10] (0:11.41)	0:12.34 [10] (0:12.34)
Average Speed [km/h]	51.0	63.0	59.7	56.2	59.9	63.2	63.1	58.8
Top Speed [km/h]	63.5	64.2	62.2	57.9	61.6	64.4	64.2	61.5
Avg. Dist. to Rail [m]	2.1	2.3	2.4	2.3	2.5	2.4	1.9	3.2
Avg. Stride Freq. [Hz]	2.2	2.3	2.2	2.2	2.3	2.3	2.3	2.2
Avg. Stride Length [m]	6.5	7.6	7.5	7.2	7.4	7.6	7.6	7.2



- [] Ranking at each section and finish
- .-.- No data available at this section
- NA No data available