



Sunshine Coast QLD Professional
Race 8: BRIGHTAIRE PROPERTY SERVICES RATINGS BAND 0 - 58
Handicap - 1200m
10 December 2023 - 17:08



Track Rating: Good 4, Weather: Fine, Rail Position: +8m Entire

Section		Field Times										Last 600m					
		Overall	1000m	800m	600m	400m	200m						0:35.54				
		1:12.01 (0:13.53)	0:58.48 (0:11.19)	0:47.29 (0:11.75)	0:35.54 (0:11.64)	0:23.90 (0:11.68)	0:12.22 (0:12.22)										
Rank	TAB	Horse/Jockey	Barrier	Top Speed [km/h]	Fastest Section											Margin	Distance Travelled [m]
1	1	KARAOKE AL Micheal Hellyer	3	66.6	0:11.26	1:12.01 [1] (0:13.85)	0:58.16 [7] (0:11.26)	0:46.90 [5] (0:11.76)	0:35.14 [5] (0:11.67)	0:23.47 [3] (0:11.45)	0:12.02 [3] (0:12.02)	1:12.01	0:35.14				
2	9	STEP ON FIRE Karl Zechner	9	65.0	0:11.45	1:12.05 [2] (0:14.13)	0:57.92 [9] (0:11.51)	0:46.41 [10] (0:11.59)	0:34.82 [10] (0:11.64)	0:23.18 [9] (0:11.45)	0:11.73 [8] (0:11.73)	0.2L	0:34.82	-1			
3	11	SEIRYU Jaden Lloyd	6	64.7	0:11.40	1:12.12 [3] (0:13.90)	0:58.22 [8] (0:11.50)	0:46.72 [8] (0:11.71)	0:35.01 [8] (0:11.66)	0:23.35 [7] (0:11.40)	0:11.95 [5] (0:11.95)	0.5L	0:35.01	-3			
4	7	SHIPS AHOY Dale Smith	2	66.0	0:11.27	1:12.22 [4] (0:13.67)	0:58.55 [3] (0:11.27)	0:47.28 [2] (0:11.72)	0:35.56 [2] (0:11.63)	0:23.93 [2] (0:11.62)	0:12.31 [2] (0:12.31)	1L	0:35.56	-4			
5	12	TOP BIRD Ben Thompson	12	66.2	0:11.19	1:12.28 [5] (0:13.53)	0:58.75 [1] (0:11.19)	0:47.56 [1] (0:11.75)	0:35.81 [1] (0:11.64)	0:24.17 [1] (0:11.68)	0:12.49 [1] (0:12.49)	1.2L	0:35.81	-7			
6	10	YAMUMZA Luke Tarrant	14	66.3	0:11.26	1:12.31 [6] (0:14.63)	0:57.68 [12] (0:11.29)	0:46.39 [12] (0:11.61)	0:34.78 [12] (0:11.52)	0:23.26 [12] (0:11.26)	0:12.00 [7] (0:12.00)	1.4L	0:34.78	+0			
7	3	BRAVE ENOUGH Boris Thornton	10	66.8	0:11.25	1:12.39 [7] (0:14.26)	0:58.13 [10] (0:11.25)	0:46.88 [9] (0:11.58)	0:35.30 [7] (0:11.50)	0:23.80 [5] (0:11.46)	0:12.34 [4] (0:12.34)	1.8L	0:35.30	-10			
8	16	SUKICHE Samantha Collett	13	64.7	0:11.38	1:12.49 [8] (0:14.45)	0:58.04 [11] (0:11.38)	0:46.66 [11] (0:11.55)	0:35.11 [11] (0:11.52)	0:23.59 [10] (0:11.38)	0:12.21 [6] (0:12.21)	2.2L	0:35.11	-7			
9	5	KING DICK Robbie Dolan	7	65.2	0:11.42	1:12.81 [9] (0:13.78)	0:59.03 [6] (0:11.61)	0:47.42 [7] (0:11.82)	0:35.60 [9] (0:11.74)	0:23.86 [11] (0:11.42)	0:12.44 [9] (0:12.44)	4L	0:35.60	+2			
10	4	CHANCE WITH WOLVES Casey Waddell	4	65.4	0:11.51	1:13.07 [10] (0:13.65)	0:59.42 [2] (0:11.51)	0:47.91 [6] (0:11.84)	0:36.07 [6] (0:11.67)	0:24.40 [6] (0:11.72)	0:12.68 [10] (0:12.68)	5.5L	0:36.07	+1			

Scratched: It'smemario (#8), Sinnamon Toast (#15), Gold Revolution (#13), Give Me Something (#14)

[] Ranking at each section and finish
 -:-:- No data available at this section
 NA No data available
 SCN Saddle cloth number
 DNF Did not finish
 DNT Did not track



Sunshine Coast QLD Professional
Race 8: BRIGHTAIRE PROPERTY SERVICES RATINGS BAND 0 - 58
Handicap - 1200m
10 December 2023 - 17:08



Track Rating: Good 4, Weather: Fine, Rail Position: +8m Entire

Section		Overall	1000m	800m	600m	400m	200m	Last 600m					
Field Times		1:12.01 (0:13.53)	0:58.48 (0:11.19)	0:47.29 (0:11.75)	0:35.54 (0:11.64)	0:23.90 (0:11.68)	0:12.22 (0:12.22)	0:35.54					
Rank	TAB Horse/Jockey	Barrier	Top Speed [km/h]	Fastest Section				Margin	Distance Travelled [m]				
11	6 HE'S THE KING Elione Chaves	5	66.1 1000m	0:11.35 1000m	1:13.78 [11] (0:13.67)	1:00.11 [4] (0:11.35)	0:48.76 [4] (0:11.84)	0:36.92 [4] (0:11.91)	0:25.01 [8] (0:11.75)	0:13.26 [11] (0:13.26)	9.5L	0:36.92	-2
12	2 TRAIN ROCK Michael Cahill	1	66.1 1000m	0:11.25 1000m	1:14.20 [12] (0:13.73)	1:00.47 [5] (0:11.25)	0:49.22 [3] (0:11.76)	0:37.46 [3] (0:11.82)	0:25.64 [4] (0:12.04)	0:13.60 [12] (0:13.60)	11.8L	0:37.46	-8

Scratched: It'smemario (#8), Sinnamon Toast (#15), Gold Revolution (#13), Give Me Something (#14)

[] Ranking at each section and finish
 -:-:-:- No data available at this section
 NA No data available

SCN Saddle cloth number
 DNF Did not finish
 DNT Did not track



Horse/Jockey Name	Karaoke AI
Final Rank	1
Fastest Section Time (Section)	0:11.26 (1000m)
Top Speed [km/h] (Section)	66.6 (1000m)
Race State	Finished



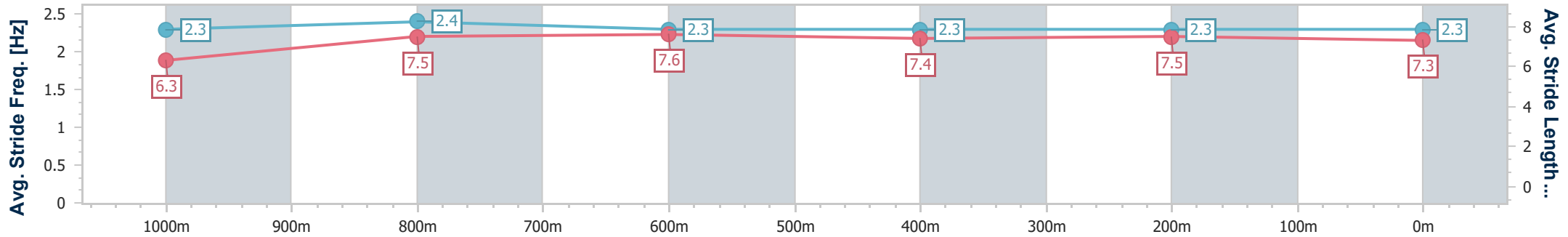
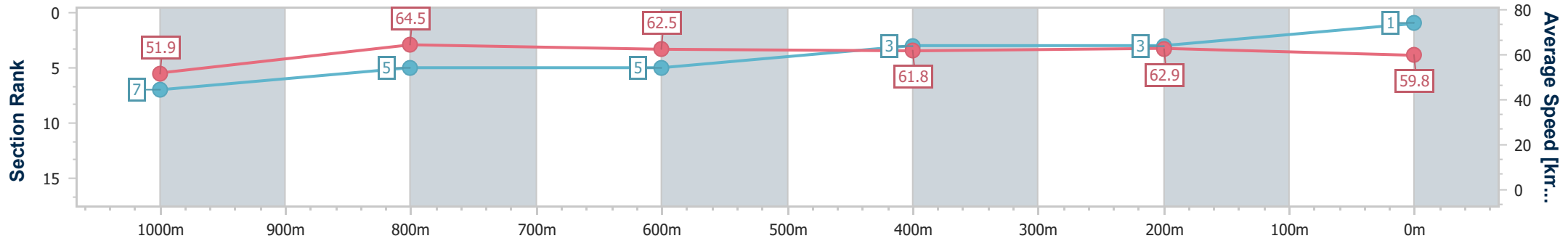
Sunshine Coast QLD Professional
 Race 8: BRIGHTAIRE PROPERTY SERVICES RATINGS BAND 0
 - 58 Handicap - 1200m



10 December 2023 - 17:08

Track Rating: Good 4, Weather: Fine, Rail Position: +8m Entire

Section	Overall	1000m	800m	600m	400m	200m
Section Times	1:12.01 [1] (0:13.85)	0:58.16 [7] (0:11.26)	0:46.90 [5] (0:11.76)	0:35.14 [5] (0:11.67)	0:23.47 [3] (0:11.45)	0:12.02 [3] (0:12.02)
Average Speed [km/h]	51.9	64.5	62.5	61.8	62.9	59.8
Top Speed [km/h]	66.6	66.6	65.0	62.8	64.6	61.6
Avg. Dist. to Rail [m]	4.0	3.5	3.1	0.7	3.6	4.5
Avg. Stride Freq. [Hz]	2.3	2.4	2.3	2.3	2.3	2.3
Avg. Stride Length [m]	6.3	7.5	7.6	7.4	7.5	7.3



- [] Ranking at each section and finish
- .-.- No data available at this section
- NA No data available



Horse/Jockey Name	Step On Fire
Final Rank	2
Fastest Section Time (Section)	0:11.45 (400m)
Top Speed [km/h] (Section)	65.0 (1000m)
Race State	Finished



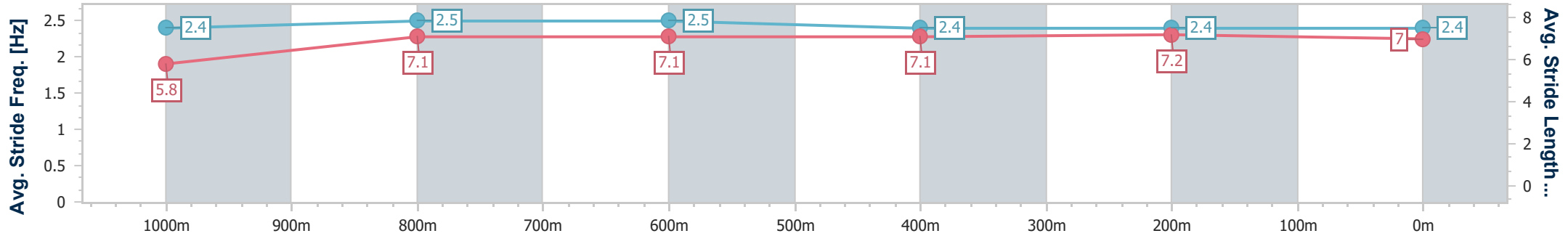
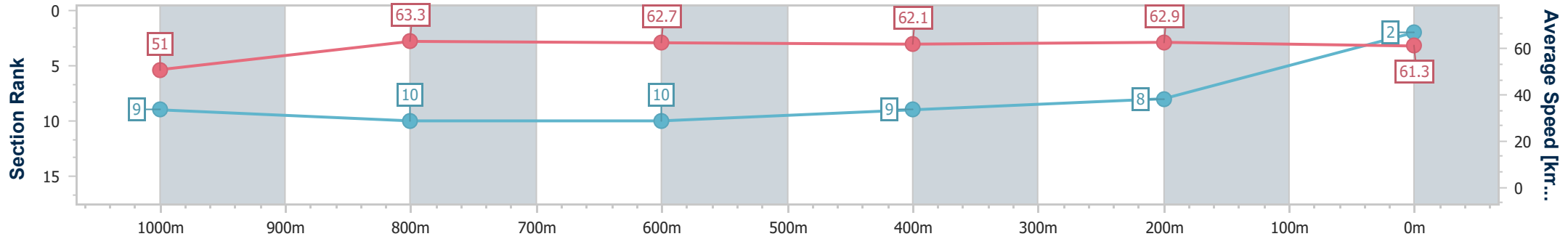
Sunshine Coast QLD Professional
 Race 8: BRIGHTAIRE PROPERTY SERVICES RATINGS BAND 0
 - 58 Handicap - 1200m



10 December 2023 - 17:08

Track Rating: Good 4, Weather: Fine, Rail Position: +8m Entire

Section	Overall	1000m	800m	600m	400m	200m
Section Times	1:12.05 [2] (0:14.13)	0:57.92 [9] (0:11.51)	0:46.41 [10] (0:11.59)	0:34.82 [10] (0:11.64)	0:23.18 [9] (0:11.45)	0:11.73 [8] (0:11.73)
Average Speed [km/h]	51.0	63.3	62.7	62.1	62.9	61.3
Top Speed [km/h]	64.5	65.0	64.1	63.5	63.9	63.9
Avg. Dist. to Rail [m]	7.9	3.7	1.9	0.7	3.9	5.8
Avg. Stride Freq. [Hz]	2.4	2.5	2.5	2.4	2.4	2.4
Avg. Stride Length [m]	5.8	7.1	7.1	7.1	7.2	7.0



- [] Ranking at each section and finish
- .-.- No data available at this section
- NA No data available



Horse/Jockey Name	Seiryu
Final Rank	3
Fastest Section Time (Section)	0:11.40 (400m)
Top Speed [km/h] (Section)	64.7 (Overall)
Race State	Finished

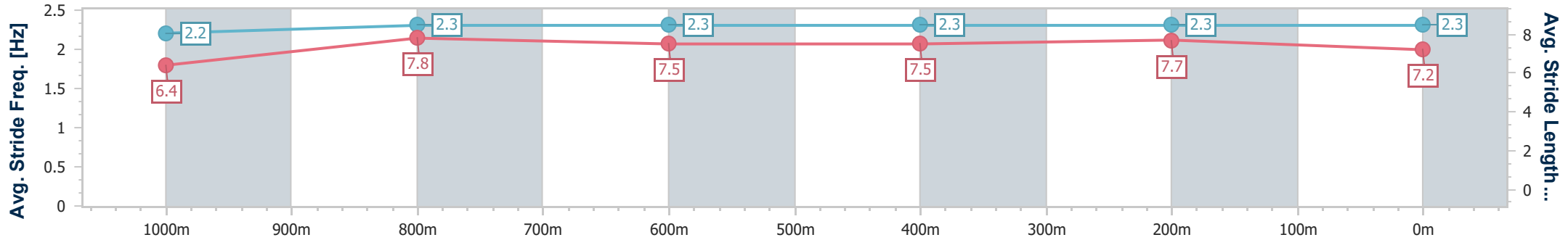
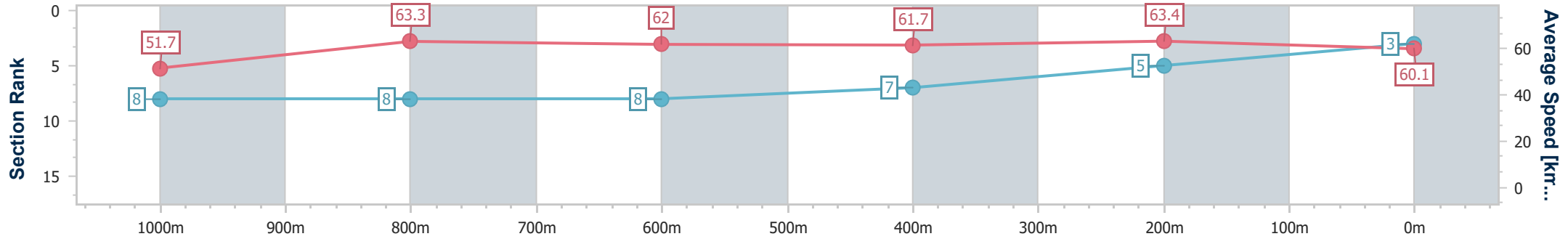


Sunshine Coast QLD Professional
 Race 8: BRIGHTAIRE PROPERTY SERVICES RATINGS BAND 0
 - 58 Handicap - 1200m
 10 December 2023 - 17:08



Track Rating: Good 4, Weather: Fine, Rail Position: +8m Entire

Section	Overall	1000m	800m	600m	400m	200m
Section Times	1:12.12 [3] (0:13.90)	0:58.22 [8] (0:11.50)	0:46.72 [8] (0:11.71)	0:35.01 [8] (0:11.66)	0:23.35 [7] (0:11.40)	0:11.95 [5] (0:11.95)
Average Speed [km/h]	51.7	63.3	62.0	61.7	63.4	60.1
Top Speed [km/h]	64.7	64.7	63.4	63.8	63.8	62.5
Avg. Dist. to Rail [m]	6.4	3.5	1.7	0.4	2.1	4.0
Avg. Stride Freq. [Hz]	2.2	2.3	2.3	2.3	2.3	2.3
Avg. Stride Length [m]	6.4	7.8	7.5	7.5	7.7	7.2



- [] Ranking at each section and finish
- .-.- No data available at this section
- NA No data available



Horse/Jockey Name	Ships Ahoy
Final Rank	4
Fastest Section Time (Section)	0:11.27 (1000m)
Top Speed [km/h] (Section)	66.0 (1000m)
Race State	Finished



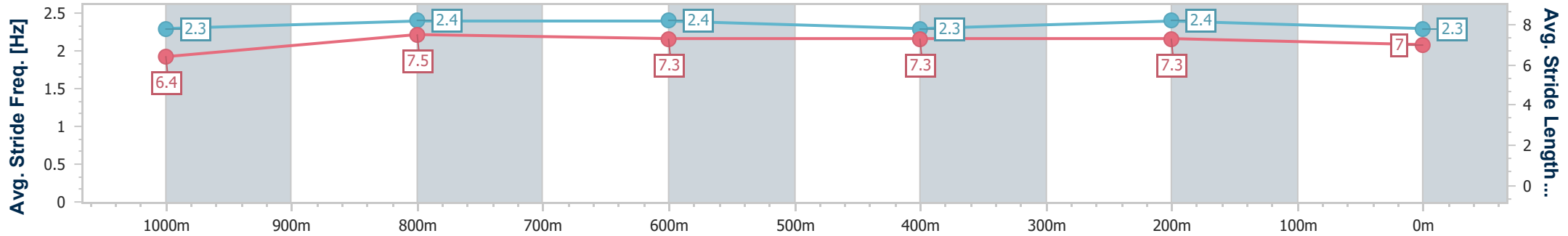
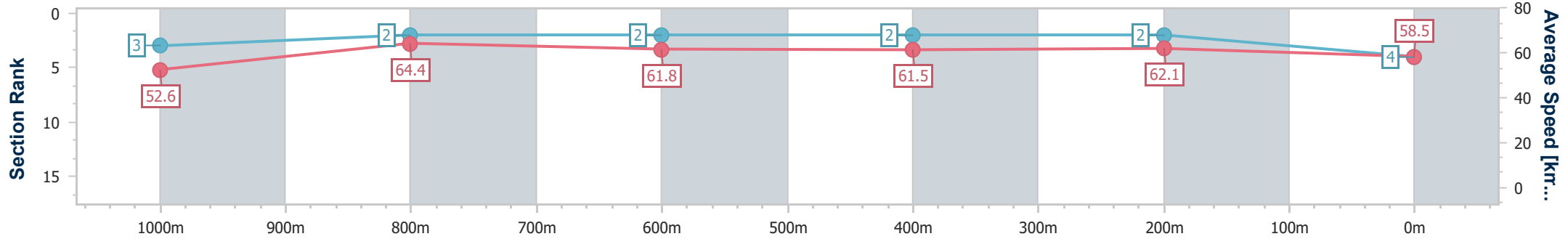
Sunshine Coast QLD Professional
 Race 8: BRIGHTAIRE PROPERTY SERVICES RATINGS BAND 0
 - 58 Handicap - 1200m



10 December 2023 - 17:08

Track Rating: Good 4, Weather: Fine, Rail Position: +8m Entire

Section	Overall	1000m	800m	600m	400m	200m
Section Times	1:12.22 [4] (0:13.67)	0:58.55 [3] (0:11.27)	0:47.28 [2] (0:11.72)	0:35.56 [2] (0:11.63)	0:23.93 [2] (0:11.62)	0:12.31 [2] (0:12.31)
Average Speed [km/h]	52.6	64.4	61.8	61.5	62.1	58.5
Top Speed [km/h]	65.4	66.0	63.3	62.5	63.4	61.2
Avg. Dist. to Rail [m]	3.8	3.1	1.1	1.0	0.8	2.0
Avg. Stride Freq. [Hz]	2.3	2.4	2.4	2.3	2.4	2.3
Avg. Stride Length [m]	6.4	7.5	7.3	7.3	7.3	7.0



- [] Ranking at each section and finish
- .-.- No data available at this section
- NA No data available



Horse/Jockey Name	Top Bird
Final Rank	5
Fastest Section Time (Section)	0:11.19 (1000m)
Top Speed [km/h] (Section)	66.2 (1000m)
Race State	Finished



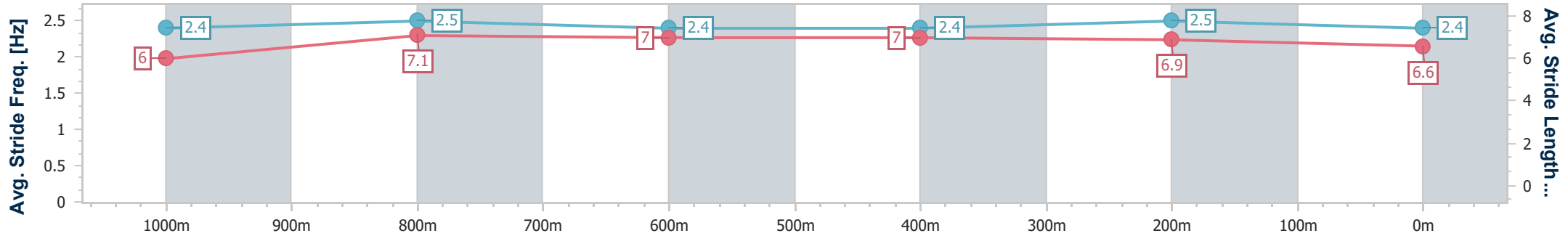
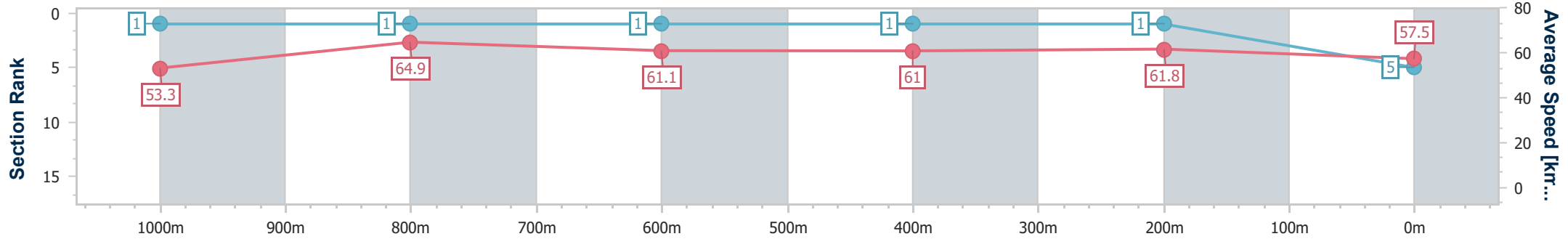
Sunshine Coast QLD Professional
 Race 8: BRIGHTAIRE PROPERTY SERVICES RATINGS BAND 0
 - 58 Handicap - 1200m



10 December 2023 - 17:08

Track Rating: Good 4, Weather: Fine, Rail Position: +8m Entire

Section	Overall	1000m	800m	600m	400m	200m
Section Times	1:12.28 [5] (0:13.53)	0:58.75 [1] (0:11.19)	0:47.56 [1] (0:11.75)	0:35.81 [1] (0:11.64)	0:24.17 [1] (0:11.68)	0:12.49 [1] (0:12.49)
Average Speed [km/h]	53.3	64.9	61.1	61.0	61.8	57.5
Top Speed [km/h]	66.0	66.2	63.1	62.6	62.6	60.6
Avg. Dist. to Rail [m]	9.4	3.9	1.0	2.3	0.9	0.7
Avg. Stride Freq. [Hz]	2.4	2.5	2.4	2.4	2.5	2.4
Avg. Stride Length [m]	6.0	7.1	7.0	7.0	6.9	6.6



- [] Ranking at each section and finish
- .-.- No data available at this section
- NA No data available



Horse/Jockey Name	Yamumza
Final Rank	6
Fastest Section Time (Section)	0:11.26 (400m)
Top Speed [km/h] (Section)	66.3 (1000m)
Race State	Finished

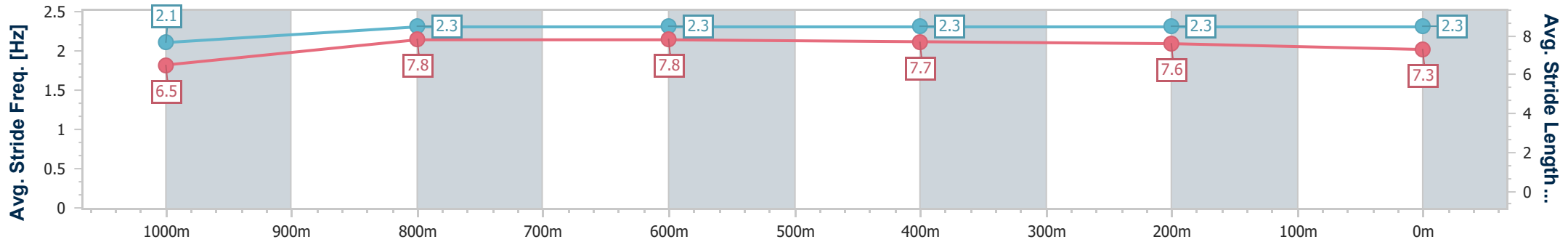
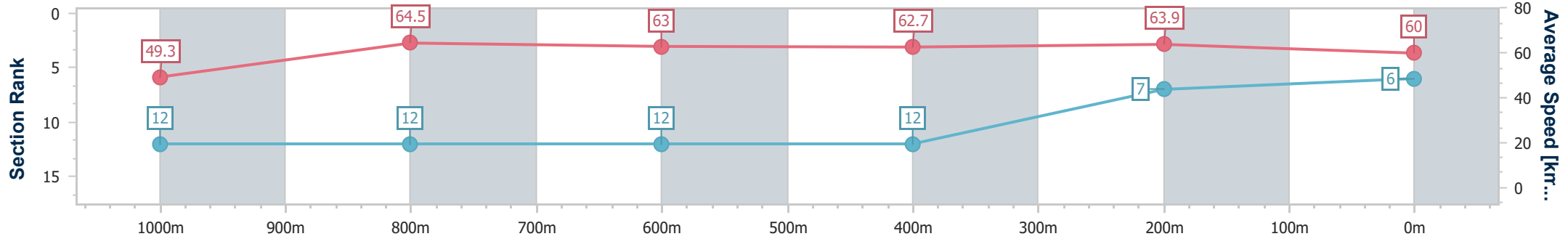


Sunshine Coast QLD Professional
 Race 8: BRIGHTAIRE PROPERTY SERVICES RATINGS BAND 0
 - 58 Handicap - 1200m
 10 December 2023 - 17:08



Track Rating: Good 4, Weather: Fine, Rail Position: +8m Entire

Section	Overall	1000m	800m	600m	400m	200m
Section Times	1:12.31 [6] (0:14.63)	0:57.68 [12] (0:11.29)	0:46.39 [12] (0:11.61)	0:34.78 [12] (0:11.52)	0:23.26 [12] (0:11.26)	0:12.00 [7] (0:12.00)
Average Speed [km/h]	49.3	64.5	63.0	62.7	63.9	60.0
Top Speed [km/h]	62.6	66.3	64.4	64.8	65.3	63.2
Avg. Dist. to Rail [m]	10.6	4.1	2.4	0.6	2.1	3.6
Avg. Stride Freq. [Hz]	2.1	2.3	2.3	2.3	2.3	2.3
Avg. Stride Length [m]	6.5	7.8	7.8	7.7	7.6	7.3



- [] Ranking at each section and finish
- .-.- No data available at this section
- NA No data available



Horse/Jockey Name	Brave Enough
Final Rank	7
Fastest Section Time (Section)	0:11.25 (1000m)
Top Speed [km/h] (Section)	66.8 (1000m)
Race State	Finished



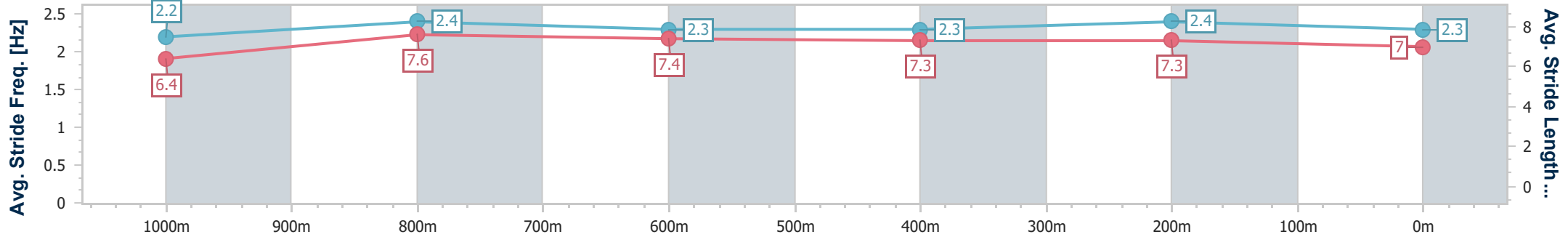
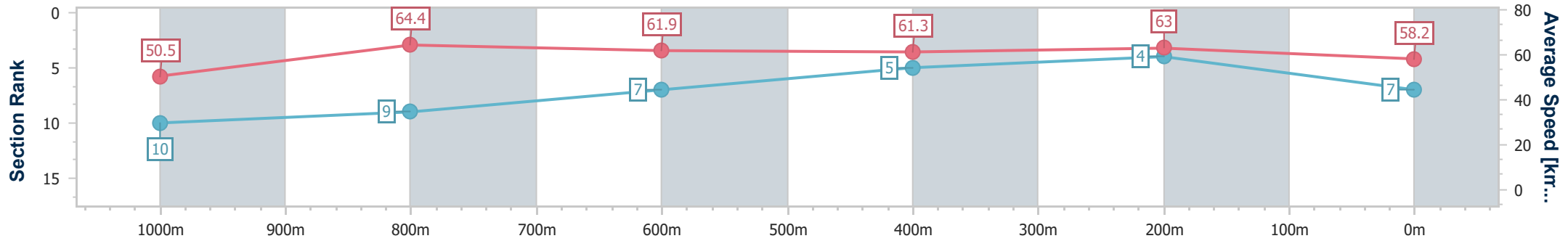
Sunshine Coast QLD Professional
 Race 8: BRIGHTAIRE PROPERTY SERVICES RATINGS BAND 0
 - 58 Handicap - 1200m



10 December 2023 - 17:08

Track Rating: Good 4, Weather: Fine, Rail Position: +8m Entire

Section	Overall	1000m	800m	600m	400m	200m
Section Times	1:12.39 [7] (0:14.26)	0:58.13 [10] (0:11.25)	0:46.88 [9] (0:11.58)	0:35.30 [7] (0:11.50)	0:23.80 [5] (0:11.46)	0:12.34 [4] (0:12.34)
Average Speed [km/h]	50.5	64.4	61.9	61.3	63.0	58.2
Top Speed [km/h]	65.1	66.8	63.9	63.4	63.8	62.0
Avg. Dist. to Rail [m]	7.3	2.6	1.4	3.3	0.4	0.5
Avg. Stride Freq. [Hz]	2.2	2.4	2.3	2.3	2.4	2.3
Avg. Stride Length [m]	6.4	7.6	7.4	7.3	7.3	7.0



- [] Ranking at each section and finish
- .-.- No data available at this section
- NA No data available



Horse/Jockey Name	Sukiche
Final Rank	8
Fastest Section Time (Section)	0:11.38 (1000m)
Top Speed [km/h] (Section)	64.7 (1000m)
Race State	Finished



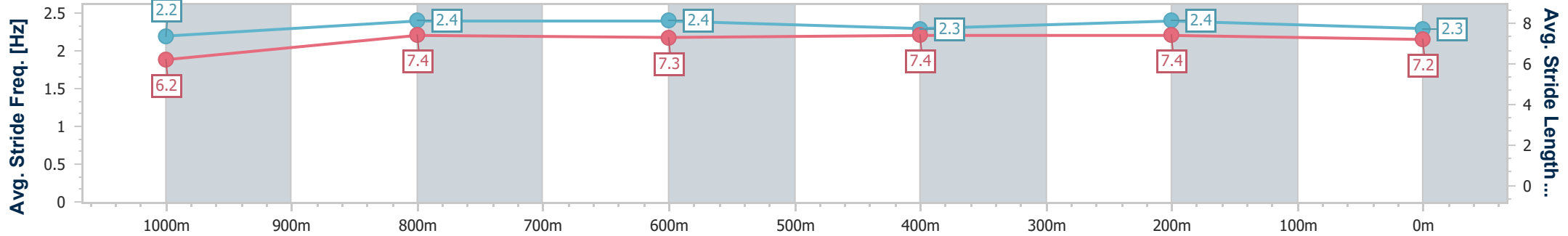
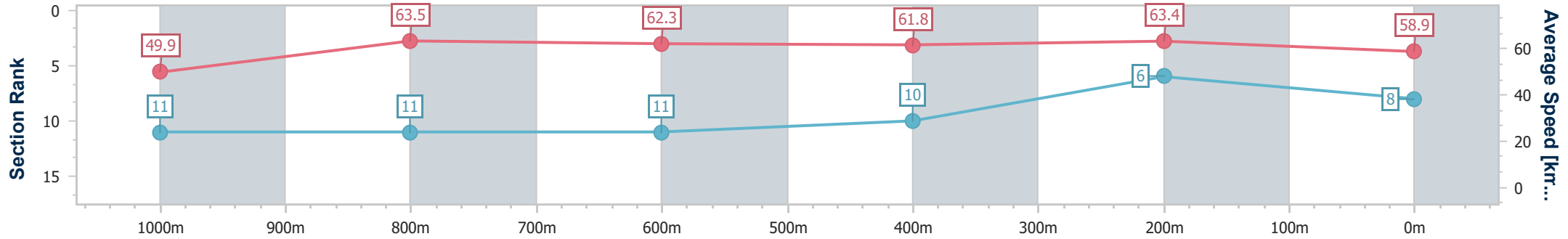
Sunshine Coast QLD Professional
 Race 8: BRIGHTAIRE PROPERTY SERVICES RATINGS BAND 0
 - 58 Handicap - 1200m



10 December 2023 - 17:08

Track Rating: Good 4, Weather: Fine, Rail Position: +8m Entire

Section	Overall	1000m	800m	600m	400m	200m
Section Times	1:12.49 [8] (0:14.45)	0:58.04 [11] (0:11.38)	0:46.66 [11] (0:11.55)	0:35.11 [11] (0:11.52)	0:23.59 [10] (0:11.38)	0:12.21 [6] (0:12.21)
Average Speed [km/h]	49.9	63.5	62.3	61.8	63.4	58.9
Top Speed [km/h]	63.8	64.7	64.0	62.8	64.2	61.7
Avg. Dist. to Rail [m]	9.0	2.1	0.6	1.9	1.3	2.6
Avg. Stride Freq. [Hz]	2.2	2.4	2.4	2.3	2.4	2.3
Avg. Stride Length [m]	6.2	7.4	7.3	7.4	7.4	7.2



- [] Ranking at each section and finish
- .-.- No data available at this section
- NA No data available



Horse/Jockey Name	King Dick
Final Rank	9
Fastest Section Time (Section)	0:11.42 (400m)
Top Speed [km/h] (Section)	65.2 (1000m)
Race State	Finished



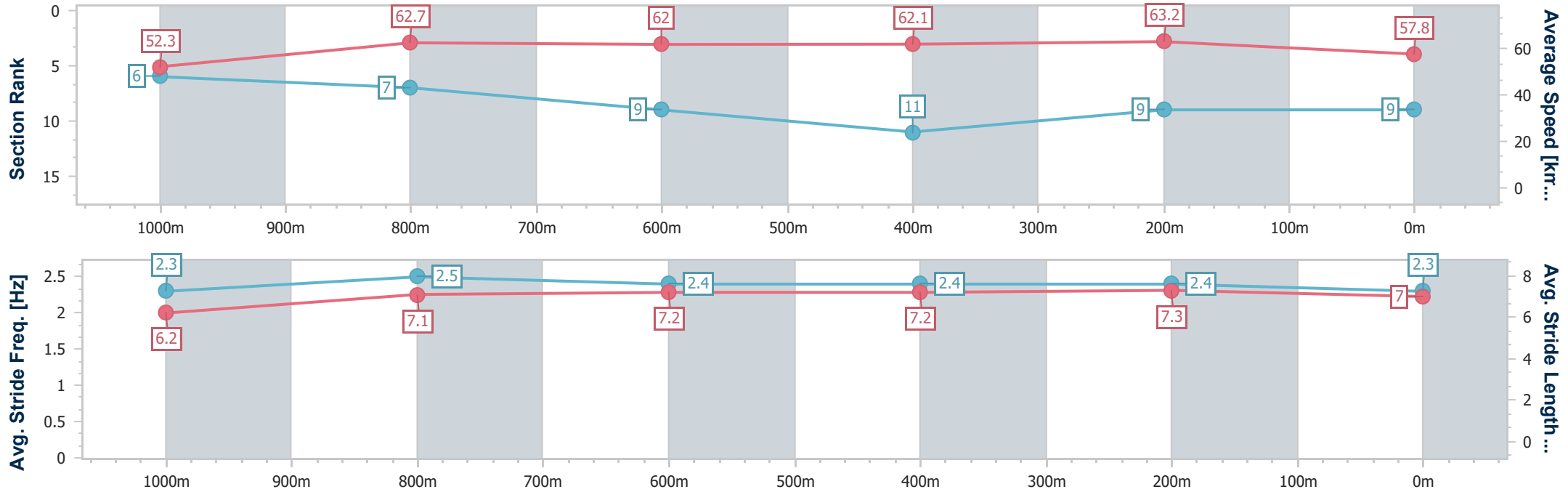
Sunshine Coast QLD Professional
 Race 8: BRIGHTAIRE PROPERTY SERVICES RATINGS BAND 0
 - 58 Handicap - 1200m



10 December 2023 - 17:08

Track Rating: Good 4, Weather: Fine, Rail Position: +8m Entire

Section	Overall	1000m	800m	600m	400m	200m
Section Times	1:12.81 [9] (0:13.78)	0:59.03 [6] (0:11.61)	0:47.42 [7] (0:11.82)	0:35.60 [9] (0:11.74)	0:23.86 [11] (0:11.42)	0:12.44 [9] (0:12.44)
Average Speed [km/h]	52.3	62.7	62.0	62.1	63.2	57.8
Top Speed [km/h]	65.2	65.2	63.2	63.8	64.6	61.4
Avg. Dist. to Rail [m]	7.8	4.7	2.9	2.3	6.7	7.5
Avg. Stride Freq. [Hz]	2.3	2.5	2.4	2.4	2.4	2.3
Avg. Stride Length [m]	6.2	7.1	7.2	7.2	7.3	7.0



- [] Ranking at each section and finish
- .-.- No data available at this section
- NA No data available



Horse/Jockey Name	Chance With Wolves
Final Rank	10
Fastest Section Time (Section)	0:11.51 (1000m)
Top Speed [km/h] (Section)	65.4 (Overall)
Race State	Finished



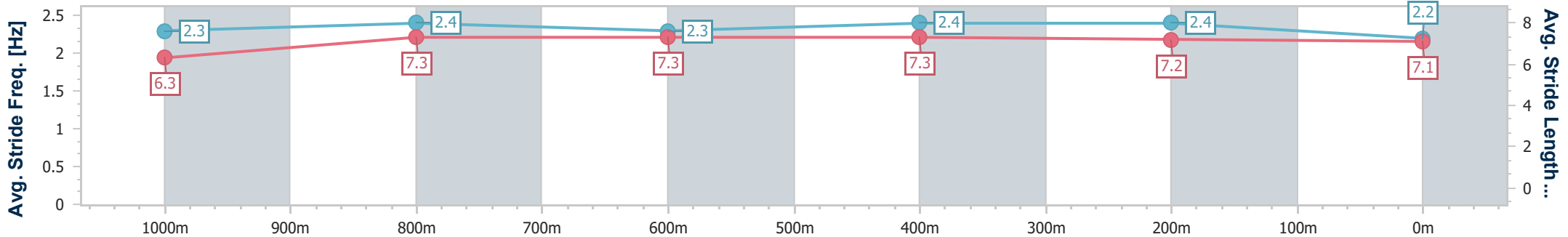
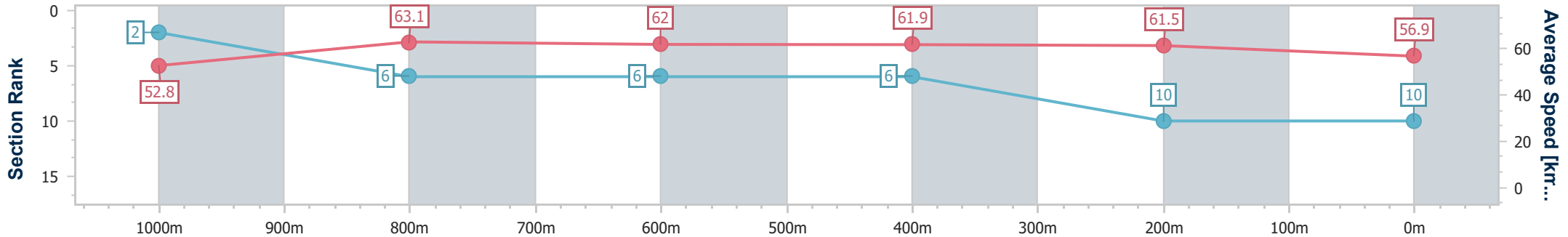
Sunshine Coast QLD Professional
 Race 8: BRIGHTAIRE PROPERTY SERVICES RATINGS BAND 0
 - 58 Handicap - 1200m



10 December 2023 - 17:08

Track Rating: Good 4, Weather: Fine, Rail Position: +8m Entire

Section	Overall	1000m	800m	600m	400m	200m
Section Times	1:13.07 [10] (0:13.65)	0:59.42 [2] (0:11.51)	0:47.91 [6] (0:11.84)	0:36.07 [6] (0:11.67)	0:24.40 [6] (0:11.72)	0:12.68 [10] (0:12.68)
Average Speed [km/h]	52.8	63.1	62.0	61.9	61.5	56.9
Top Speed [km/h]	65.4	64.7	64.2	62.5	62.8	59.7
Avg. Dist. to Rail [m]	5.6	4.7	3.0	0.8	4.5	6.3
Avg. Stride Freq. [Hz]	2.3	2.4	2.3	2.4	2.4	2.2
Avg. Stride Length [m]	6.3	7.3	7.3	7.3	7.2	7.1



- [] Ranking at each section and finish
- .-.- No data available at this section
- NA No data available



Horse/Jockey Name	He's The King
Final Rank	11
Fastest Section Time (Section)	0:11.35 (1000m)
Top Speed [km/h] (Section)	66.1 (1000m)
Race State	Finished



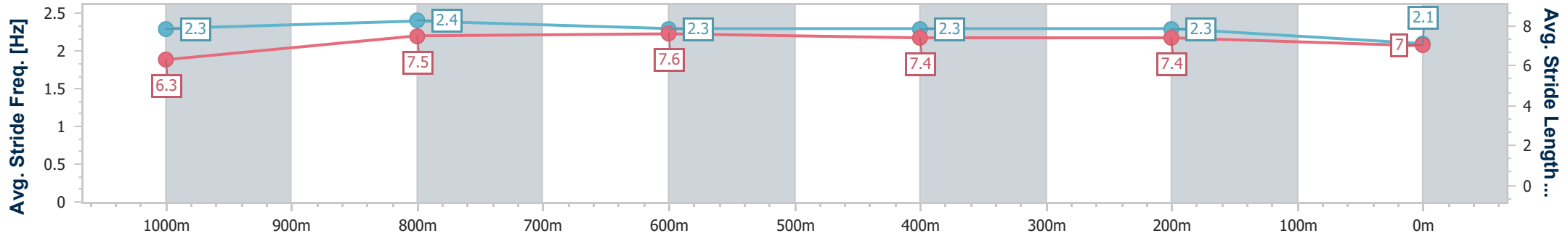
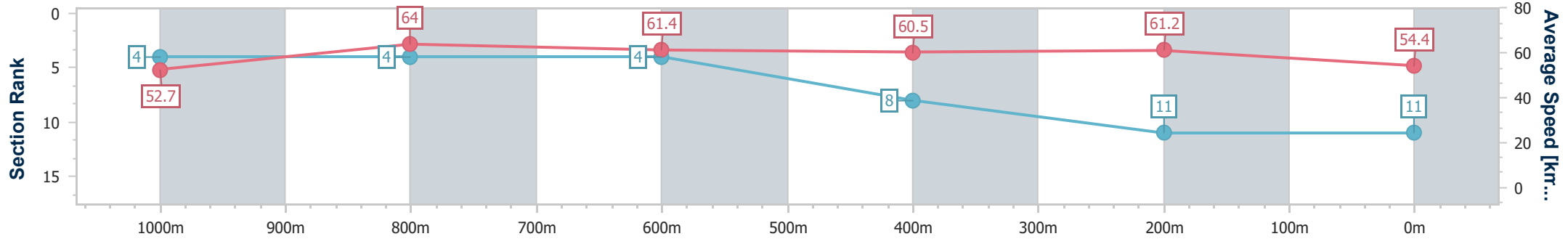
Sunshine Coast QLD Professional
 Race 8: BRIGHTAIRE PROPERTY SERVICES RATINGS BAND 0
 - 58 Handicap - 1200m



10 December 2023 - 17:08

Track Rating: Good 4, Weather: Fine, Rail Position: +8m Entire

Section	Overall	1000m	800m	600m	400m	200m
Section Times	1:13.78 [11] (0:13.67)	1:00.11 [4] (0:11.35)	0:48.76 [4] (0:11.84)	0:36.92 [4] (0:11.91)	0:25.01 [8] (0:11.75)	0:13.26 [11] (0:13.26)
Average Speed [km/h]	52.7	64.0	61.4	60.5	61.2	54.4
Top Speed [km/h]	64.7	66.1	63.0	61.7	64.1	58.7
Avg. Dist. to Rail [m]	5.9	4.0	1.2	0.6	4.0	4.1
Avg. Stride Freq. [Hz]	2.3	2.4	2.3	2.3	2.3	2.1
Avg. Stride Length [m]	6.3	7.5	7.6	7.4	7.4	7.0



- [] Ranking at each section and finish
- .-.- No data available at this section
- NA No data available



Horse/Jockey Name	Train Rock
Final Rank	12
Fastest Section Time (Section)	0:11.25 (1000m)
Top Speed [km/h] (Section)	66.1 (1000m)
Race State	Finished



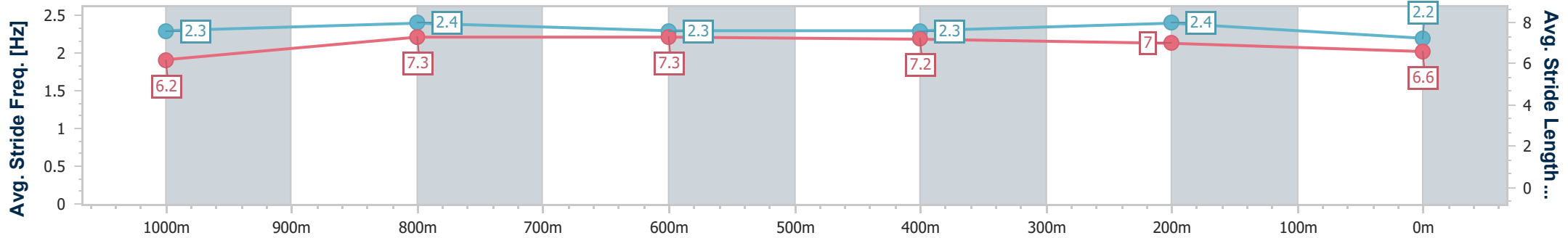
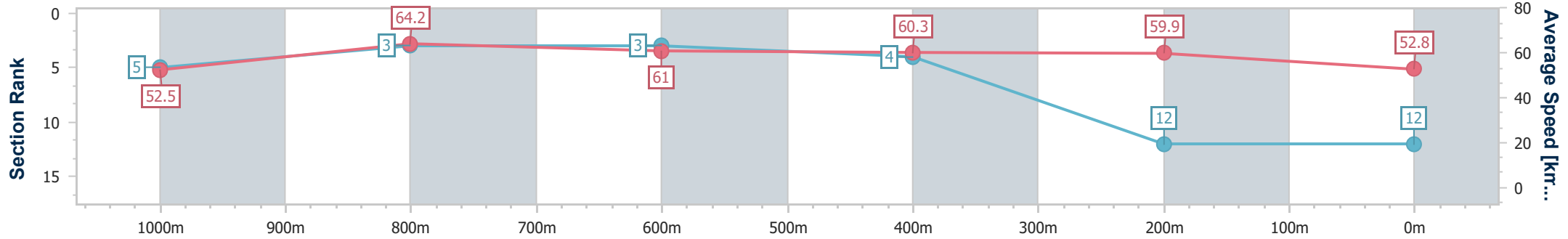
Sunshine Coast QLD Professional
 Race 8: BRIGHTAIRE PROPERTY SERVICES RATINGS BAND 0
 - 58 Handicap - 1200m



10 December 2023 - 17:08

Track Rating: Good 4, Weather: Fine, Rail Position: +8m Entire

Section	Overall	1000m	800m	600m	400m	200m
Section Times	1:14.20 [12] (0:13.73)	1:00.47 [5] (0:11.25)	0:49.22 [3] (0:11.76)	0:37.46 [3] (0:11.82)	0:25.64 [4] (0:12.04)	0:13.60 [12] (0:13.60)
Average Speed [km/h]	52.5	64.2	61.0	60.3	59.9	52.8
Top Speed [km/h]	65.7	66.1	62.5	61.1	62.3	56.6
Avg. Dist. to Rail [m]	1.8	1.3	0.8	1.9	0.9	0.6
Avg. Stride Freq. [Hz]	2.3	2.4	2.3	2.3	2.4	2.2
Avg. Stride Length [m]	6.2	7.3	7.3	7.2	7.0	6.6



- [] Ranking at each section and finish
- .-.- No data available at this section
- NA No data available