



# Sunshine Coast QLD Professional

## Race 2: ACCESS INSULATION Fillies & Mares Class 1 Handicap - 1000m

15 December 2023 - 18:38



Track Rating: Good 4, Weather: Fine, Rail Position: True

| Section     |  | Overall              | 800m                 | 600m                 | 400m                     | 200m                     | Last 600m                |                          |                          |                        |         |    |
|-------------|--|----------------------|----------------------|----------------------|--------------------------|--------------------------|--------------------------|--------------------------|--------------------------|------------------------|---------|----|
| Field Times |  | 0:57.56<br>(0:13.03) | 0:44.53<br>(0:10.66) | 0:33.87<br>(0:10.91) | 0:22.96<br>(0:11.25)     | 0:11.71<br>(0:11.71)     | 0:33.87                  |                          |                          |                        |         |    |
| Rank        | TAB Horse/Jockey                         | Barrier              | Top Speed [km/h]     | Fastest Section      | Margin                   |                          |                          |                          |                          | Distance Travelled [m] |         |    |
| 1           | 3 PARTY SPIRIT<br>James Orman            | 12                   | 70.7<br>Overall      | 0:10.78<br>800m      | 0:57.56 [1]<br>(0:13.03) | 0:44.53 [1]<br>(0:10.78) | 0:33.75 [2]<br>(0:10.99) | 0:22.76 [2]<br>(0:11.05) | 0:11.71 [1]<br>(0:11.71) | 0:57.56                | 0:33.75 |    |
| 2           | 5 SOOBLOND<br>Mark Du Plessis            | 6                    | 69.3<br>800m         | 0:10.71<br>800m      | 0:57.71 [2]<br>(0:13.29) | 0:44.42 [4]<br>(0:10.71) | 0:33.71 [4]<br>(0:10.89) | 0:22.82 [3]<br>(0:10.98) | 0:11.84 [2]<br>(0:11.84) | 0.8L                   | 0:33.71 | +0 |
| 3           | 10 ALPHA JANE<br>Jake Bayliss            | 8                    | 68.1<br>800m         | 0:10.76<br>800m      | 0:58.01 [3]<br>(0:13.80) | 0:44.21 [8]<br>(0:10.76) | 0:33.45 [8]<br>(0:11.01) | 0:22.44 [8]<br>(0:10.86) | 0:11.58 [6]<br>(0:11.58) | 2.3L                   | 0:33.45 | +1 |
| 4           | 4 QUEEN'S SECRET<br>Taylor Marshall      | 4                    | 69.8<br>800m         | 0:10.75<br>800m      | 0:58.26 [4]<br>(0:13.24) | 0:45.02 [3]<br>(0:10.75) | 0:34.27 [3]<br>(0:11.07) | 0:23.20 [5]<br>(0:11.28) | 0:11.92 [5]<br>(0:11.92) | 3.6L                   | 0:34.27 | +2 |
| 5           | 2 EVERLASTING STARS<br>Heidi Gillie      | 10                   | 69.3<br>Overall      | 0:10.74<br>800m      | 0:58.32 [5]<br>(0:13.31) | 0:45.01 [5]<br>(0:10.74) | 0:34.27 [5]<br>(0:10.99) | 0:23.28 [4]<br>(0:11.04) | 0:12.24 [4]<br>(0:12.24) | 3.9L                   | 0:34.27 | +4 |
| 6           | 9 YOU ESS ESS ARE<br>Georgina Cartwright | 3                    | 71.1<br>800m         | 0:10.55<br>800m      | 0:58.54 [6]<br>(0:13.14) | 0:45.40 [2]<br>(0:10.55) | 0:34.85 [1]<br>(0:10.91) | 0:23.94 [1]<br>(0:11.45) | 0:12.49 [3]<br>(0:12.49) | 5.2L                   | 0:34.85 | -4 |
| 7           | 6 TANTRUMS<br>Dale Smith                 | 1                    | 68.5<br>Overall      | 0:10.79<br>800m      | 0:58.91 [7]<br>(0:13.53) | 0:45.38 [7]<br>(0:10.79) | 0:34.59 [7]<br>(0:11.20) | 0:23.39 [7]<br>(0:11.16) | 0:12.23 [8]<br>(0:12.23) | 7.2L                   | 0:34.59 | -1 |
| 8           | 12 CAPITAL MEG<br>Adam Spinks            | 11                   | 69.6<br>800m         | 0:10.84<br>800m      | 0:59.51 [8]<br>(0:13.35) | 0:46.16 [6]<br>(0:10.84) | 0:35.32 [6]<br>(0:11.04) | 0:24.28 [6]<br>(0:11.36) | 0:12.92 [7]<br>(0:12.92) | 10.7L                  | 0:35.32 | +4 |

Scratched: Kelanoa (#11), Day Time Martinis (#8), She's A Rogue (#1), War Too All (#7)

[ ] Ranking at each section and finish  
 -:-:- No data available at this section  
 NA No data available

SCN Saddle cloth number  
 DNF Did not finish  
 DNT Did not track



|                                |                |
|--------------------------------|----------------|
| Horse/Jockey Name              | Party Spirit   |
| Final Rank                     | 1              |
| Fastest Section Time (Section) | 0:10.78 (800m) |
| Top Speed [km/h] (Section)     | 70.7 (Overall) |
| Race State                     | Finished       |



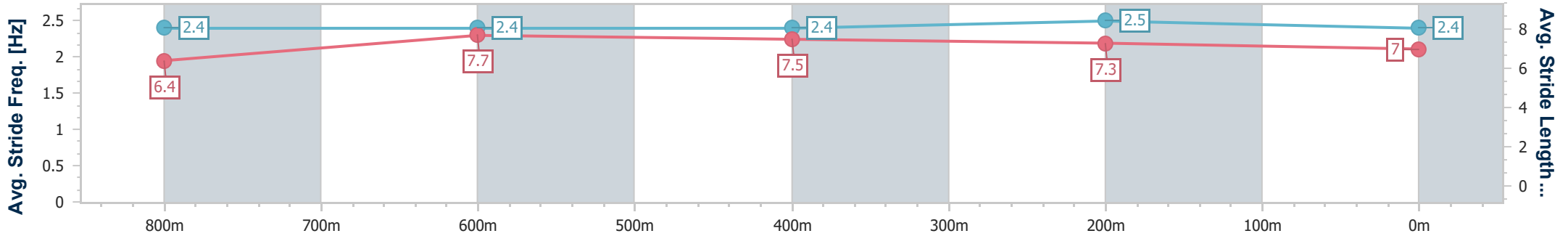
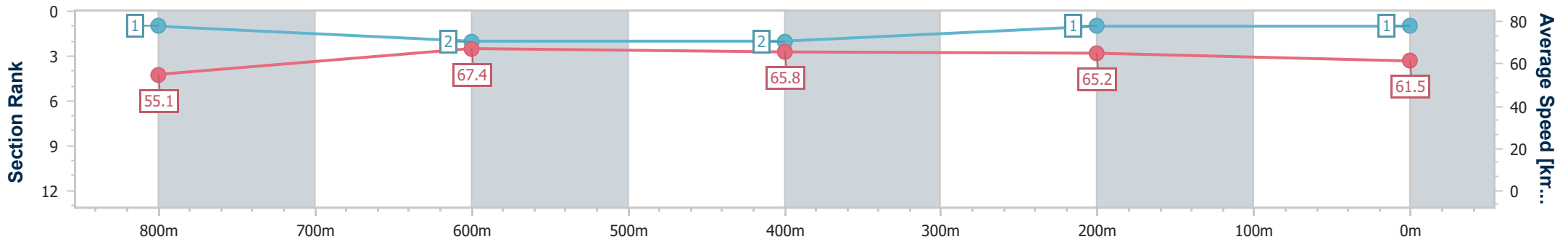
Sunshine Coast QLD Professional  
Race 2: ACCESS INSULATION Fillies & Mares Class 1  
Handicap - 1000m



15 December 2023 - 18:38

Track Rating: Good 4, Weather: Fine, Rail Position: True

| Section                | Overall                  | 800m                     | 600m                     | 400m                     | 200m                     |
|------------------------|--------------------------|--------------------------|--------------------------|--------------------------|--------------------------|
| Section Times          | 0:57.56 [1]<br>(0:13.03) | 0:44.53 [1]<br>(0:10.78) | 0:33.75 [2]<br>(0:10.99) | 0:22.76 [2]<br>(0:11.05) | 0:11.71 [1]<br>(0:11.71) |
| Average Speed [km/h]   | 55.1                     | 67.4                     | 65.8                     | 65.2                     | 61.5                     |
| Top Speed [km/h]       | 70.7                     | 69.0                     | 66.7                     | 66.6                     | 64.0                     |
| Avg. Dist. to Rail [m] | 7.9                      | 2.5                      | 0.8                      | 3.5                      | 4.7                      |
| Avg. Stride Freq. [Hz] | 2.4                      | 2.4                      | 2.4                      | 2.5                      | 2.4                      |
| Avg. Stride Length [m] | 6.4                      | 7.7                      | 7.5                      | 7.3                      | 7.0                      |



- [ ] Ranking at each section and finish
- .-.- No data available at this section
- NA No data available



|                                |                |
|--------------------------------|----------------|
| Horse/Jockey Name              | Sooblond       |
| Final Rank                     | 2              |
| Fastest Section Time (Section) | 0:10.71 (800m) |
| Top Speed [km/h] (Section)     | 69.3 (800m)    |
| Race State                     | Finished       |



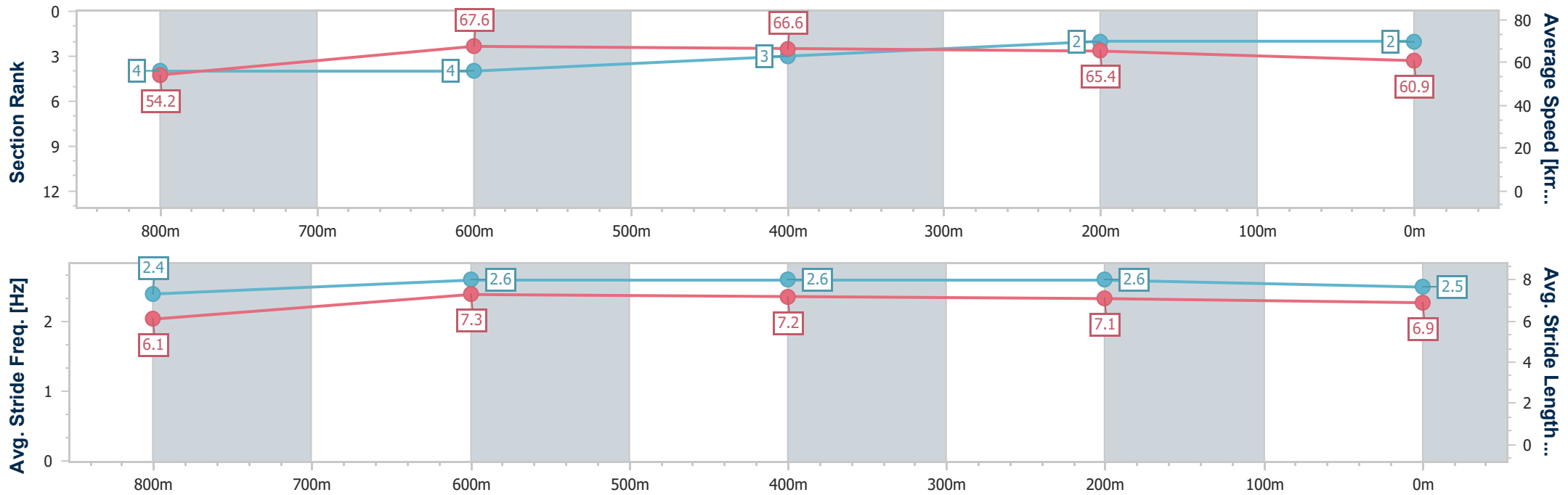
Sunshine Coast QLD Professional  
Race 2: ACCESS INSULATION Fillies & Mares Class 1  
Handicap - 1000m



15 December 2023 - 18:38

Track Rating: Good 4, Weather: Fine, Rail Position: True

| Section                | Overall                  | 800m                     | 600m                     | 400m                     | 200m                     |
|------------------------|--------------------------|--------------------------|--------------------------|--------------------------|--------------------------|
| Section Times          | 0:57.71 [2]<br>(0:13.29) | 0:44.42 [4]<br>(0:10.71) | 0:33.71 [4]<br>(0:10.89) | 0:22.82 [3]<br>(0:10.98) | 0:11.84 [2]<br>(0:11.84) |
| Average Speed [km/h]   | 54.2                     | 67.6                     | 66.6                     | 65.4                     | 60.9                     |
| Top Speed [km/h]       | 68.3                     | 69.3                     | 67.9                     | 66.8                     | 63.8                     |
| Avg. Dist. to Rail [m] | 5.3                      | 2.2                      | 1.0                      | 3.3                      | 4.1                      |
| Avg. Stride Freq. [Hz] | 2.4                      | 2.6                      | 2.6                      | 2.6                      | 2.5                      |
| Avg. Stride Length [m] | 6.1                      | 7.3                      | 7.2                      | 7.1                      | 6.9                      |



- [ ] Ranking at each section and finish
- .-.- No data available at this section
- NA No data available



|                                |                |
|--------------------------------|----------------|
| Horse/Jockey Name              | Alpha Jane     |
| Final Rank                     | 3              |
| Fastest Section Time (Section) | 0:10.76 (800m) |
| Top Speed [km/h] (Section)     | 68.1 (800m)    |
| Race State                     | Finished       |



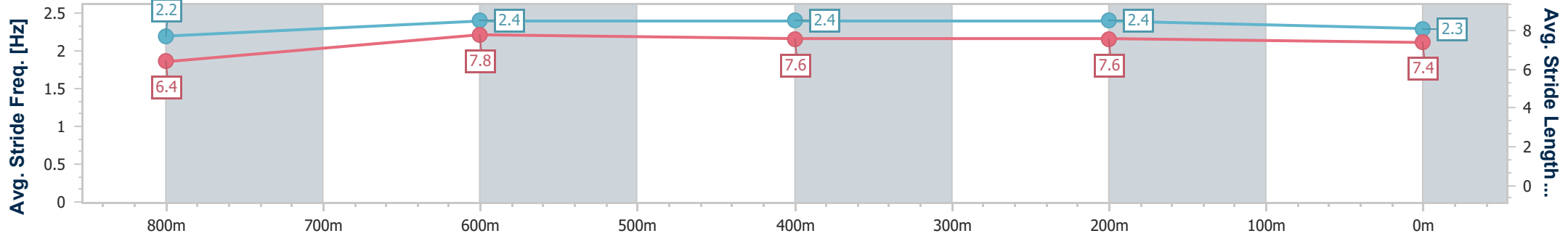
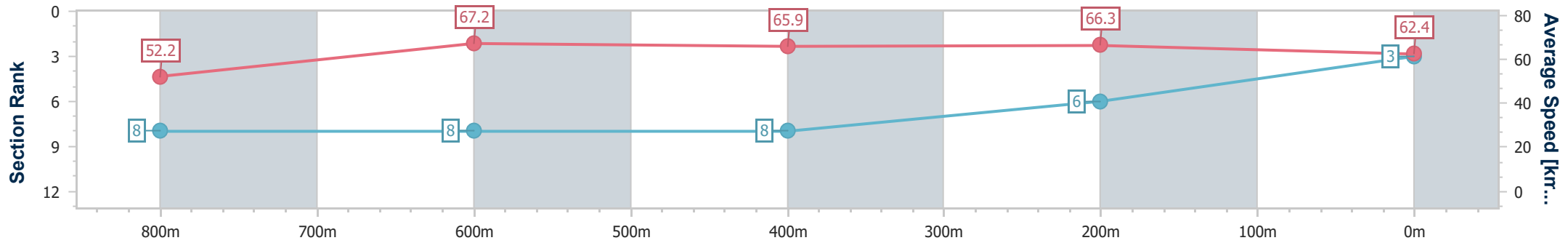
Sunshine Coast QLD Professional  
 Race 2: ACCESS INSULATION Fillies & Mares Class 1  
 Handicap - 1000m



15 December 2023 - 18:38

Track Rating: Good 4, Weather: Fine, Rail Position: True

| Section                | Overall                  | 800m                     | 600m                     | 400m                     | 200m                     |
|------------------------|--------------------------|--------------------------|--------------------------|--------------------------|--------------------------|
| Section Times          | 0:58.01 [3]<br>(0:13.80) | 0:44.21 [8]<br>(0:10.76) | 0:33.45 [8]<br>(0:11.01) | 0:22.44 [8]<br>(0:10.86) | 0:11.58 [6]<br>(0:11.58) |
| Average Speed [km/h]   | 52.2                     | 67.2                     | 65.9                     | 66.3                     | 62.4                     |
| Top Speed [km/h]       | 68.0                     | 68.1                     | 66.6                     | 67.4                     | 64.8                     |
| Avg. Dist. to Rail [m] | 5.1                      | 2.0                      | 1.3                      | 3.6                      | 5.2                      |
| Avg. Stride Freq. [Hz] | 2.2                      | 2.4                      | 2.4                      | 2.4                      | 2.3                      |
| Avg. Stride Length [m] | 6.4                      | 7.8                      | 7.6                      | 7.6                      | 7.4                      |



- [ ] Ranking at each section and finish
- .-.- No data available at this section
- NA No data available



|                                |                |
|--------------------------------|----------------|
| Horse/Jockey Name              | Queen's Secret |
| Final Rank                     | 4              |
| Fastest Section Time (Section) | 0:10.75 (800m) |
| Top Speed [km/h] (Section)     | 69.8 (800m)    |
| Race State                     | Finished       |



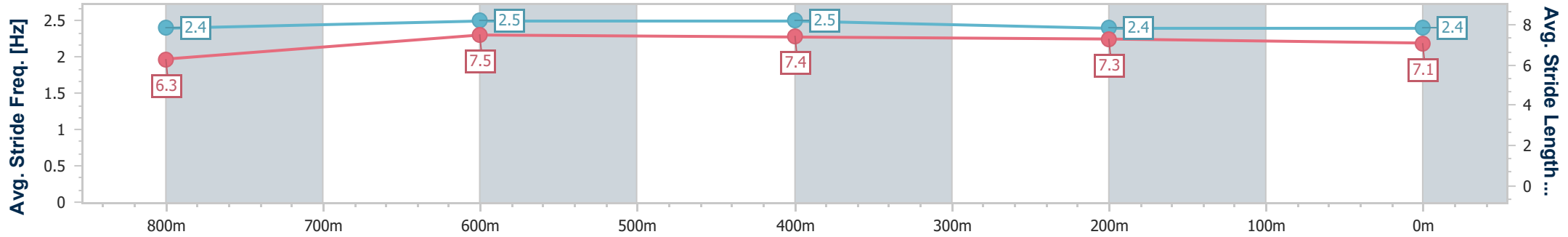
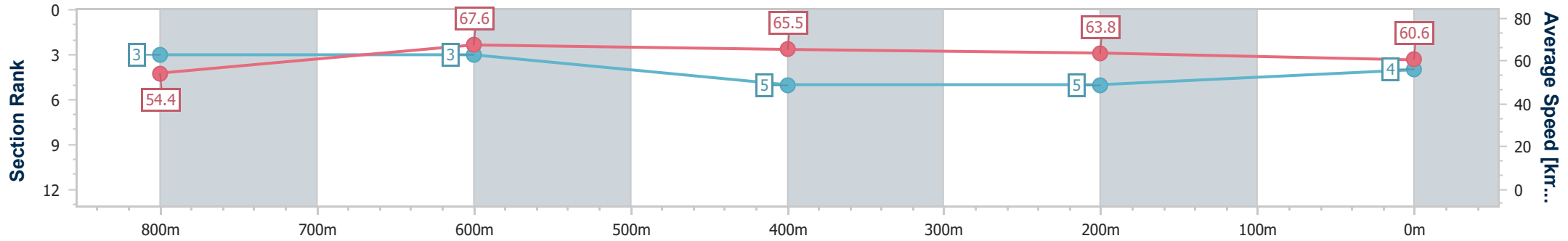
Sunshine Coast QLD Professional  
Race 2: ACCESS INSULATION Fillies & Mares Class 1  
Handicap - 1000m



15 December 2023 - 18:38

Track Rating: Good 4, Weather: Fine, Rail Position: True

| Section                | Overall                  | 800m                     | 600m                     | 400m                     | 200m                     |
|------------------------|--------------------------|--------------------------|--------------------------|--------------------------|--------------------------|
| Section Times          | 0:58.26 [4]<br>(0:13.24) | 0:45.02 [3]<br>(0:10.75) | 0:34.27 [3]<br>(0:11.07) | 0:23.20 [5]<br>(0:11.28) | 0:11.92 [5]<br>(0:11.92) |
| Average Speed [km/h]   | 54.4                     | 67.6                     | 65.5                     | 63.8                     | 60.6                     |
| Top Speed [km/h]       | 69.3                     | 69.8                     | 67.4                     | 65.0                     | 63.2                     |
| Avg. Dist. to Rail [m] | 3.9                      | 2.8                      | 1.4                      | 3.1                      | 3.2                      |
| Avg. Stride Freq. [Hz] | 2.4                      | 2.5                      | 2.5                      | 2.4                      | 2.4                      |
| Avg. Stride Length [m] | 6.3                      | 7.5                      | 7.4                      | 7.3                      | 7.1                      |



- [ ] Ranking at each section and finish
- .-.- No data available at this section
- NA No data available



|                                |                   |
|--------------------------------|-------------------|
| Horse/Jockey Name              | Everlasting Stars |
| Final Rank                     | 5                 |
| Fastest Section Time (Section) | 0:10.74 (800m)    |
| Top Speed [km/h] (Section)     | 69.3 (Overall)    |
| Race State                     | Finished          |



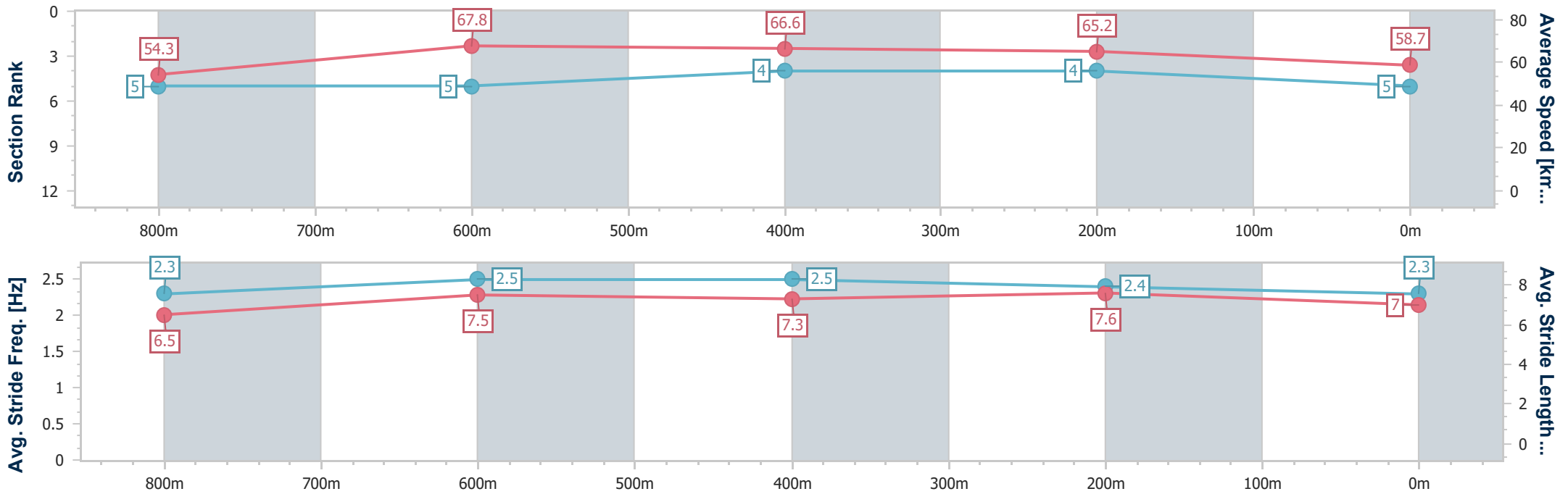
Sunshine Coast QLD Professional  
Race 2: ACCESS INSULATION Fillies & Mares Class 1  
Handicap - 1000m



15 December 2023 - 18:38

Track Rating: Good 4, Weather: Fine, Rail Position: True

| Section                | Overall                  | 800m                     | 600m                     | 400m                     | 200m                     |
|------------------------|--------------------------|--------------------------|--------------------------|--------------------------|--------------------------|
| Section Times          | 0:58.32 [5]<br>(0:13.31) | 0:45.01 [5]<br>(0:10.74) | 0:34.27 [5]<br>(0:10.99) | 0:23.28 [4]<br>(0:11.04) | 0:12.24 [4]<br>(0:12.24) |
| Average Speed [km/h]   | 54.3                     | 67.8                     | 66.6                     | 65.2                     | 58.7                     |
| Top Speed [km/h]       | 69.3                     | 68.9                     | 68.2                     | 67.2                     | 62.8                     |
| Avg. Dist. to Rail [m] | 7.1                      | 4.5                      | 2.4                      | 3.9                      | 4.4                      |
| Avg. Stride Freq. [Hz] | 2.3                      | 2.5                      | 2.5                      | 2.4                      | 2.3                      |
| Avg. Stride Length [m] | 6.5                      | 7.5                      | 7.3                      | 7.6                      | 7.0                      |



- [ ] Ranking at each section and finish
- .-.- No data available at this section
- NA No data available



|                                |                 |
|--------------------------------|-----------------|
| Horse/Jockey Name              | You Ess Ess Are |
| Final Rank                     | 6               |
| Fastest Section Time (Section) | 0:10.55 (800m)  |
| Top Speed [km/h] (Section)     | 71.1 (800m)     |
| Race State                     | Finished        |



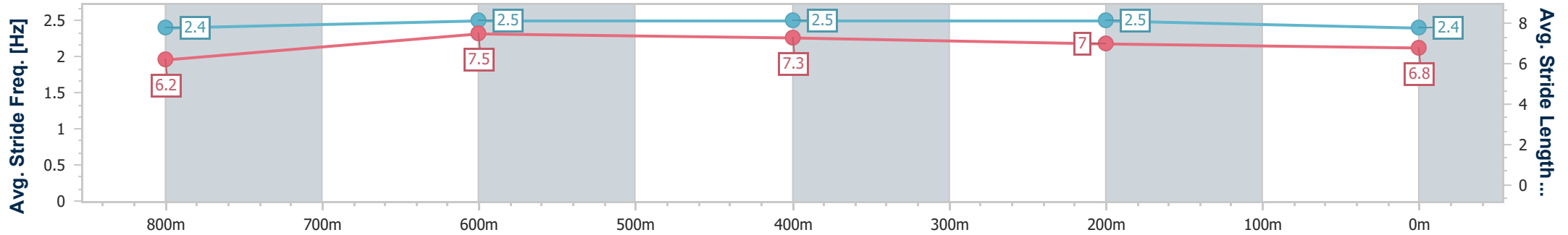
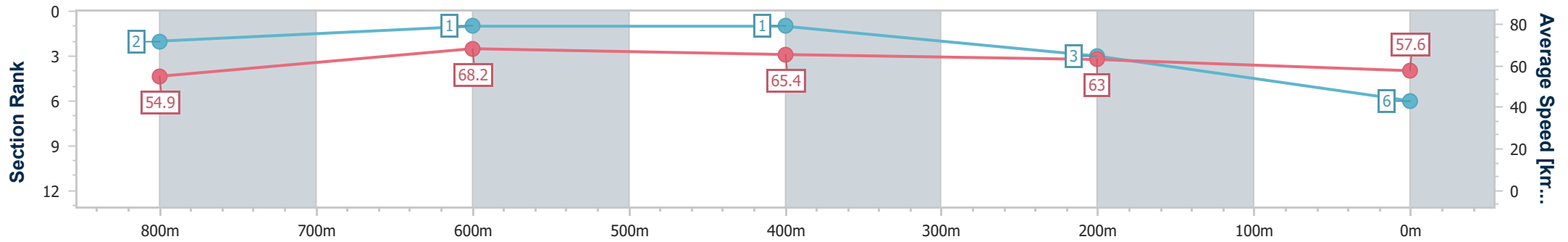
Sunshine Coast QLD Professional  
 Race 2: ACCESS INSULATION Fillies & Mares Class 1  
 Handicap - 1000m



15 December 2023 - 18:38

Track Rating: Good 4, Weather: Fine, Rail Position: True

| Section                | Overall                  | 800m                     | 600m                     | 400m                     | 200m                     |
|------------------------|--------------------------|--------------------------|--------------------------|--------------------------|--------------------------|
| Section Times          | 0:58.54 [6]<br>(0:13.14) | 0:45.40 [2]<br>(0:10.55) | 0:34.85 [1]<br>(0:10.91) | 0:23.94 [1]<br>(0:11.45) | 0:12.49 [3]<br>(0:12.49) |
| Average Speed [km/h]   | 54.9                     | 68.2                     | 65.4                     | 63.0                     | 57.6                     |
| Top Speed [km/h]       | 71.0                     | 71.1                     | 66.4                     | 64.5                     | 60.7                     |
| Avg. Dist. to Rail [m] | 2.7                      | 0.9                      | 1.5                      | 0.9                      | 0.5                      |
| Avg. Stride Freq. [Hz] | 2.4                      | 2.5                      | 2.5                      | 2.5                      | 2.4                      |
| Avg. Stride Length [m] | 6.2                      | 7.5                      | 7.3                      | 7.0                      | 6.8                      |



- [ ] Ranking at each section and finish
- .-.- No data available at this section
- NA No data available



|                                |                |
|--------------------------------|----------------|
| Horse/Jockey Name              | Tantrums       |
| Final Rank                     | 7              |
| Fastest Section Time (Section) | 0:10.79 (800m) |
| Top Speed [km/h] (Section)     | 68.5 (Overall) |
| Race State                     | Finished       |



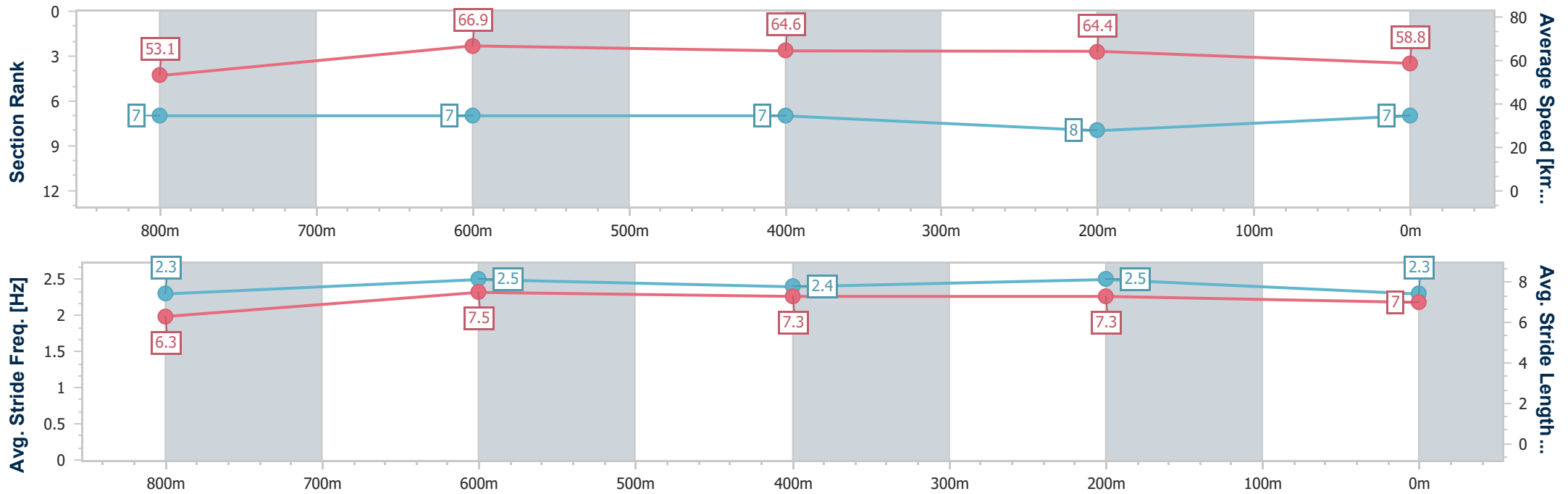
Sunshine Coast QLD Professional  
Race 2: ACCESS INSULATION Fillies & Mares Class 1  
Handicap - 1000m



15 December 2023 - 18:38

Track Rating: Good 4, Weather: Fine, Rail Position: True

| Section                | Overall                  | 800m                     | 600m                     | 400m                     | 200m                     |
|------------------------|--------------------------|--------------------------|--------------------------|--------------------------|--------------------------|
| Section Times          | 0:58.91 [7]<br>(0:13.53) | 0:45.38 [7]<br>(0:10.79) | 0:34.59 [7]<br>(0:11.20) | 0:23.39 [7]<br>(0:11.16) | 0:12.23 [8]<br>(0:12.23) |
| Average Speed [km/h]   | 53.1                     | 66.9                     | 64.6                     | 64.4                     | 58.8                     |
| Top Speed [km/h]       | 68.5                     | 68.4                     | 65.5                     | 65.5                     | 63.6                     |
| Avg. Dist. to Rail [m] | 2.6                      | 1.2                      | 0.8                      | 2.8                      | 3.6                      |
| Avg. Stride Freq. [Hz] | 2.3                      | 2.5                      | 2.4                      | 2.5                      | 2.3                      |
| Avg. Stride Length [m] | 6.3                      | 7.5                      | 7.3                      | 7.3                      | 7.0                      |



- [ ] Ranking at each section and finish
- .-.- No data available at this section
- NA No data available





|                                |                |
|--------------------------------|----------------|
| Horse/Jockey Name              | Capital Meg    |
| Final Rank                     | 8              |
| Fastest Section Time (Section) | 0:10.84 (800m) |
| Top Speed [km/h] (Section)     | 69.6 (800m)    |
| Race State                     | Finished       |



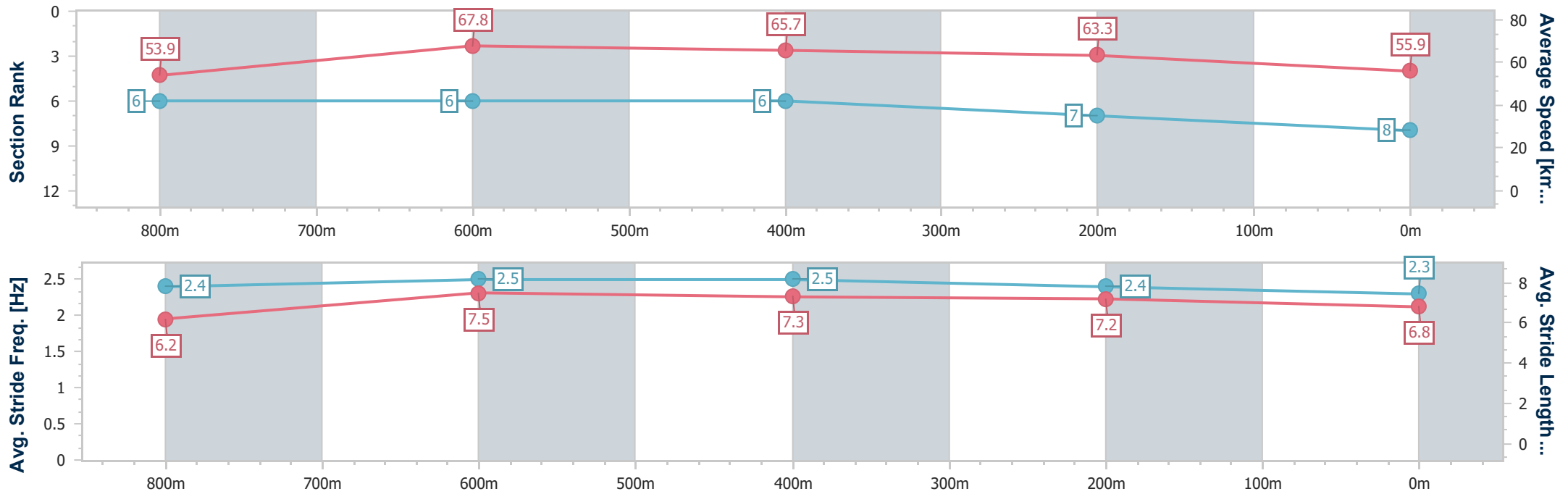
Sunshine Coast QLD Professional  
 Race 2: ACCESS INSULATION Fillies & Mares Class 1  
 Handicap - 1000m



15 December 2023 - 18:38

Track Rating: Good 4, Weather: Fine, Rail Position: True

| Section                | Overall                  | 800m                     | 600m                     | 400m                     | 200m                     |
|------------------------|--------------------------|--------------------------|--------------------------|--------------------------|--------------------------|
| Section Times          | 0:59.51 [8]<br>(0:13.35) | 0:46.16 [6]<br>(0:10.84) | 0:35.32 [6]<br>(0:11.04) | 0:24.28 [6]<br>(0:11.36) | 0:12.92 [7]<br>(0:12.92) |
| Average Speed [km/h]   | 53.9                     | 67.8                     | 65.7                     | 63.3                     | 55.9                     |
| Top Speed [km/h]       | 69.3                     | 69.6                     | 67.4                     | 65.0                     | 60.5                     |
| Avg. Dist. to Rail [m] | 8.3                      | 5.5                      | 1.5                      | 3.2                      | 3.9                      |
| Avg. Stride Freq. [Hz] | 2.4                      | 2.5                      | 2.5                      | 2.4                      | 2.3                      |
| Avg. Stride Length [m] | 6.2                      | 7.5                      | 7.3                      | 7.2                      | 6.8                      |



- [ ] Ranking at each section and finish
- .-.- No data available at this section
- NA No data available