



Aquis Park Gold Coast Poly QLD Professional
Race 4: AMALGAMATED BUILDING SERVICES Class 3 Handicap - 1100m
16 December 2023 - 13:39



Track Rating: Synthetic, Weather: Fine, Rail Position: True

Section		Overall	1000m	800m	600m	400m	200m	Last 600m					
Field Times		1:07.03 (0:07.82)	0:59.21 (0:10.86)	0:48.35 (0:11.22)	0:37.13 (0:11.49)	0:25.64 (0:12.44)	0:13.20 (0:13.20)	0:37.13					
Rank	TAB Horse/Jockey	Barrier	Top Speed [km/h]	Fastest Section	Margin							Distance Travelled [m]	
1	8 BOARDIE Casey Waddell	3	67.4 800m	0:08.06 Overall	1:07.03 [1] (0:08.06)	0:58.97 [4] (0:10.99)	0:47.98 [4] (0:11.15)	0:36.83 [4] (0:11.62)	0:25.21 [4] (0:12.23)	0:12.98 [4] (0:12.98)	1:07.03	0:36.83	
2	3 FLYING ANNIE Michael Cahill	8	68.4 1000m	0:08.01 Overall	1:07.04 [2] (0:08.01)	0:59.03 [2] (0:10.73)	0:48.30 [2] (0:11.21)	0:37.09 [2] (0:11.63)	0:25.46 [2] (0:12.25)	0:13.21 [1] (0:13.21)	0.1L	0:37.09	-3
3	9 UPLOADS Anthony Allen	5	67.9 1000m	0:08.58 Overall	1:07.15 [3] (0:08.58)	0:58.57 [6] (0:11.00)	0:47.57 [6] (0:11.01)	0:36.56 [6] (0:11.53)	0:25.03 [5] (0:12.34)	0:12.69 [5] (0:12.69)	0.6L	0:36.56	-9
4	4 HAMAKI Jai Williams	6	68.3 1000m	0:07.82 Overall	1:07.19 [4] (0:07.82)	0:59.37 [1] (0:10.86)	0:48.51 [1] (0:11.22)	0:37.29 [1] (0:11.49)	0:25.80 [1] (0:12.44)	0:13.36 [2] (0:13.36)	0.8L	0:37.29	-9
5	2 I AM AZZURRO Jasper Franklin	7	68.7 1000m	0:08.49 Overall	1:07.74 [5] (0:08.49)	0:59.25 [5] (0:10.88)	0:48.37 [5] (0:11.19)	0:37.18 [5] (0:11.59)	0:25.59 [6] (0:12.50)	0:13.09 [6] (0:13.09)	3.8L	0:37.18	-4
6	5 SMILE UPON A STAR Elione Chaves	1	67.0 800m	0:08.01 Overall	1:07.78 [6] (0:08.01)	0:59.77 [2] (0:10.97)	0:48.80 [3] (0:11.19)	0:37.61 [3] (0:11.46)	0:26.15 [3] (0:12.40)	0:13.75 [3] (0:13.75)	4L	0:37.61	-1

Scratched: Unique Elle (#7), In The Blink (#6), King's Gold (#1)

[] Ranking at each section and finish
 -:-:- No data available at this section
 NA No data available

SCN Saddle cloth number
 DNF Did not finish
 DNT Did not track



Horse/Jockey Name	Boardie
Final Rank	1
Fastest Section Time (Section)	0:08.06 (Overall)
Top Speed [km/h] (Section)	67.4 (800m)
Race State	Finished



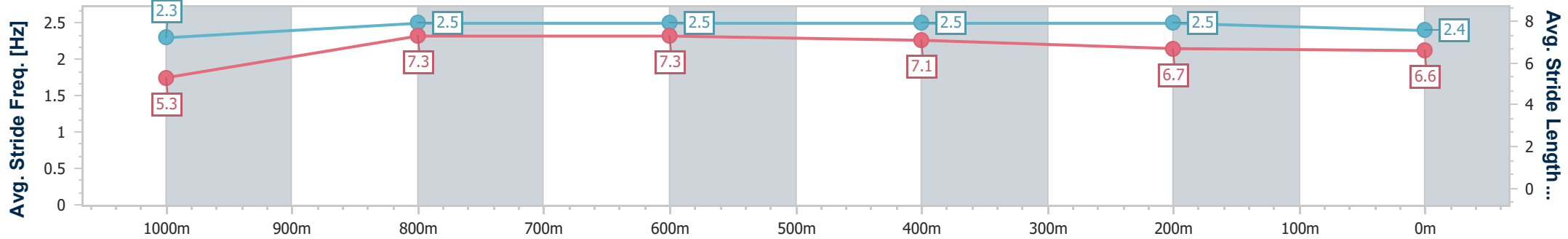
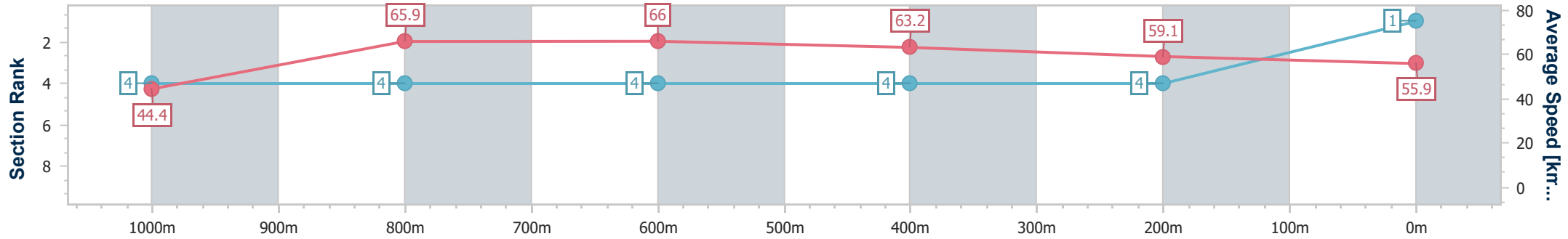
Aquis Park Gold Coast Poly QLD Professional
Race 4: AMALGAMATED BUILDING SERVICES Class 3
Handicap - 1100m



16 December 2023 - 13:39

Track Rating: Synthetic, Weather: Fine, Rail Position: True

Section	Overall	1000m	800m	600m	400m	200m
Section Times	1:07.03 [1] (0:08.06)	0:58.97 [4] (0:10.99)	0:47.98 [4] (0:11.15)	0:36.83 [4] (0:11.62)	0:25.21 [4] (0:12.23)	0:12.98 [4] (0:12.98)
Average Speed [km/h]	44.4	65.9	66.0	63.2	59.1	55.9
Top Speed [km/h]	62.7	67.2	67.4	65.7	60.5	58.8
Avg. Dist. to Rail [m]	2.2	1.5	3.8	3.3	4.3	7.0
Avg. Stride Freq. [Hz]	2.3	2.5	2.5	2.5	2.5	2.4
Avg. Stride Length [m]	5.3	7.3	7.3	7.1	6.7	6.6



- [] Ranking at each section and finish
- .-.- No data available at this section
- NA No data available



Horse/Jockey Name	Flying Annie
Final Rank	2
Fastest Section Time (Section)	0:08.01 (Overall)
Top Speed [km/h] (Section)	68.4 (1000m)
Race State	Finished



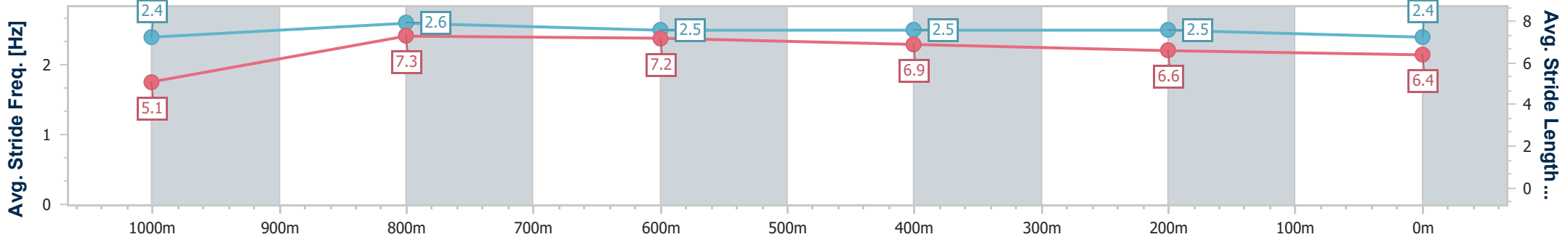
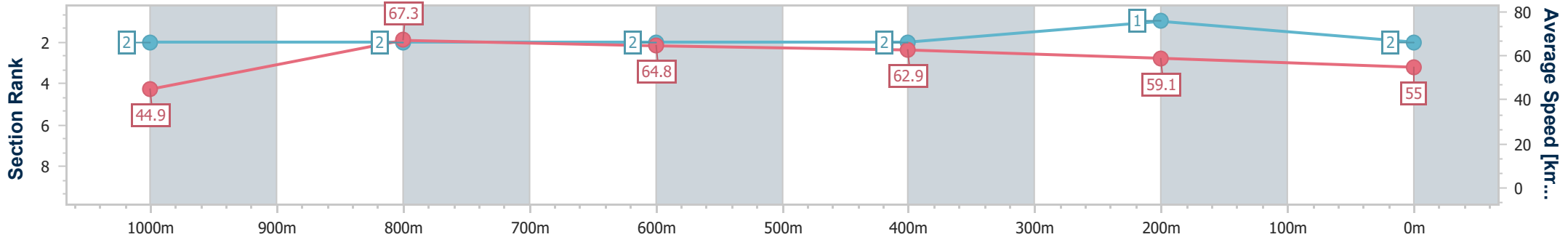
Aquis Park Gold Coast Poly QLD Professional
 Race 4: AMALGAMATED BUILDING SERVICES Class 3
 Handicap - 1100m



16 December 2023 - 13:39

Track Rating: Synthetic, Weather: Fine, Rail Position: True

Section	Overall	1000m	800m	600m	400m	200m
Section Times	1:07.04 [2] (0:08.01)	0:59.03 [2] (0:10.73)	0:48.30 [2] (0:11.21)	0:37.09 [2] (0:11.63)	0:25.46 [2] (0:12.25)	0:13.21 [1] (0:13.21)
Average Speed [km/h]	44.9	67.3	64.8	62.9	59.1	55.0
Top Speed [km/h]	65.0	68.4	65.6	65.1	60.8	57.2
Avg. Dist. to Rail [m]	5.1	0.9	2.3	3.2	3.7	4.8
Avg. Stride Freq. [Hz]	2.4	2.6	2.5	2.5	2.5	2.4
Avg. Stride Length [m]	5.1	7.3	7.2	6.9	6.6	6.4



- [] Ranking at each section and finish
- .-.- No data available at this section
- NA No data available



Horse/Jockey Name	Uploads
Final Rank	3
Fastest Section Time (Section)	0:08.58 (Overall)
Top Speed [km/h] (Section)	67.9 (1000m)
Race State	Finished



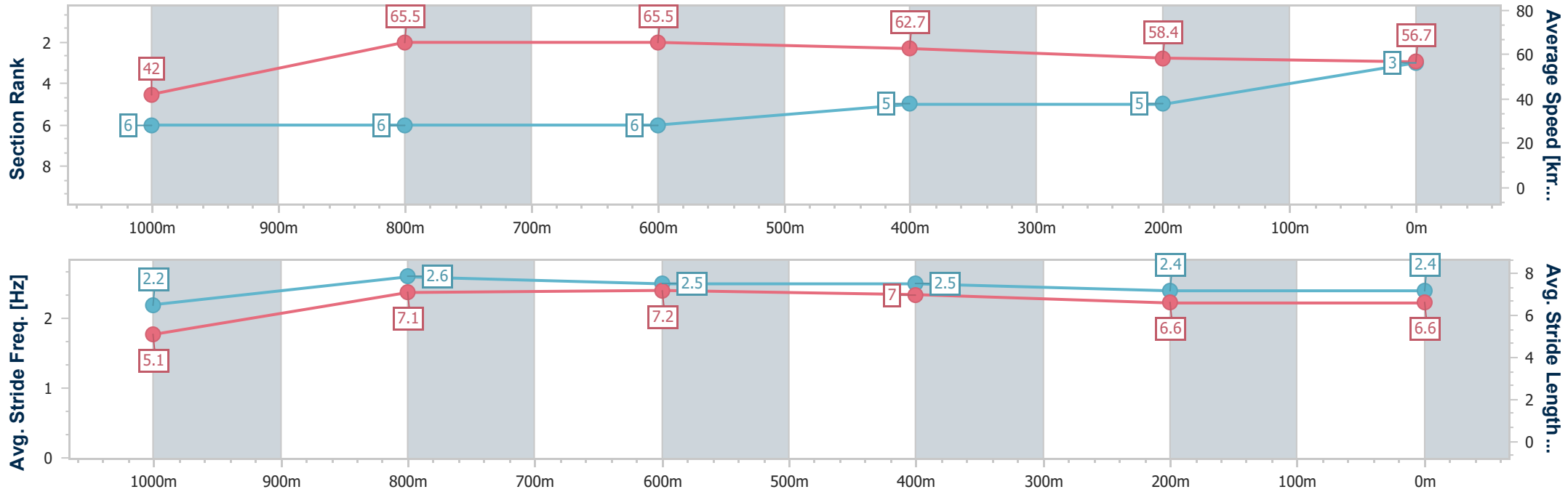
Aquis Park Gold Coast Poly QLD Professional
Race 4: AMALGAMATED BUILDING SERVICES Class 3
Handicap - 1100m



16 December 2023 - 13:39

Track Rating: Synthetic, Weather: Fine, Rail Position: True

Section	Overall	1000m	800m	600m	400m	200m
Section Times	1:07.15 [3] (0:08.58)	0:58.57 [6] (0:11.00)	0:47.57 [6] (0:11.01)	0:36.56 [6] (0:11.53)	0:25.03 [5] (0:12.34)	0:12.69 [5] (0:12.69)
Average Speed [km/h]	42.0	65.5	65.5	62.7	58.4	56.7
Top Speed [km/h]	61.1	67.9	66.7	65.0	60.4	59.3
Avg. Dist. to Rail [m]	1.7	0.6	0.5	0.7	2.0	2.1
Avg. Stride Freq. [Hz]	2.2	2.6	2.5	2.5	2.4	2.4
Avg. Stride Length [m]	5.1	7.1	7.2	7.0	6.6	6.6



- [] Ranking at each section and finish
- .-.- No data available at this section
- NA No data available



Horse/Jockey Name	Hamaki
Final Rank	4
Fastest Section Time (Section)	0:07.82 (Overall)
Top Speed [km/h] (Section)	68.3 (1000m)
Race State	Finished



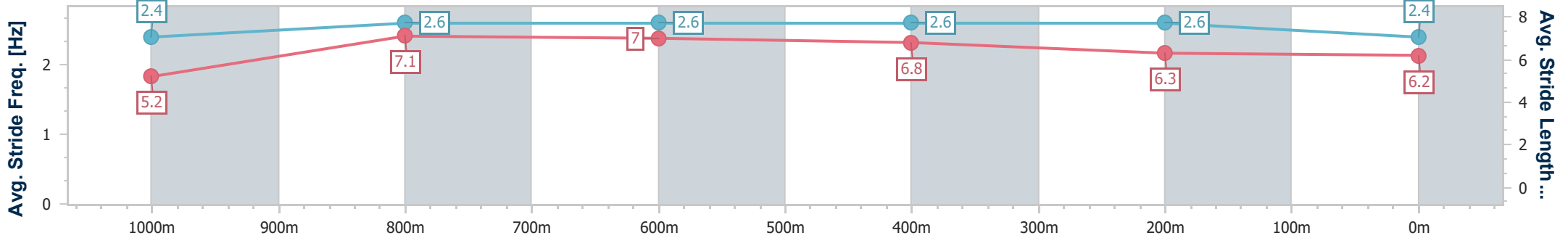
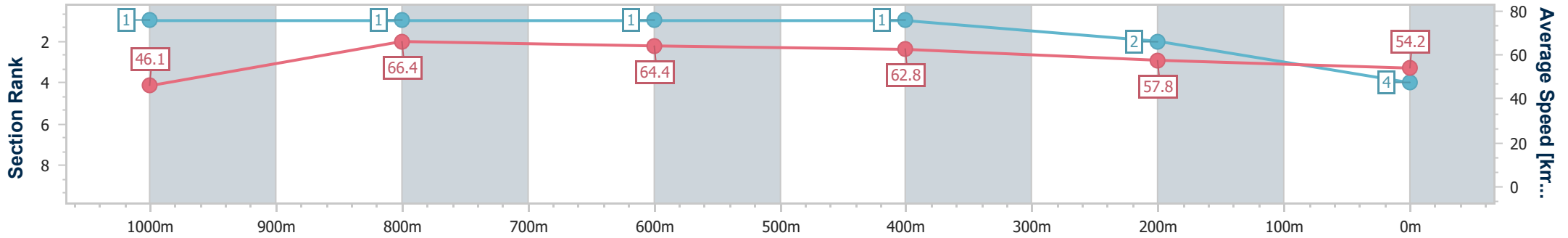
Aquis Park Gold Coast Poly QLD Professional
Race 4: AMALGAMATED BUILDING SERVICES Class 3
Handicap - 1100m



16 December 2023 - 13:39

Track Rating: Synthetic, Weather: Fine, Rail Position: True

Section	Overall	1000m	800m	600m	400m	200m
Section Times	1:07.19 [4] (0:07.82)	0:59.37 [1] (0:10.86)	0:48.51 [1] (0:11.22)	0:37.29 [1] (0:11.49)	0:25.80 [1] (0:12.44)	0:13.36 [2] (0:13.36)
Average Speed [km/h]	46.1	66.4	64.4	62.8	57.8	54.2
Top Speed [km/h]	65.1	68.3	66.7	65.2	60.7	56.4
Avg. Dist. to Rail [m]	2.9	0.4	0.5	0.7	0.8	1.8
Avg. Stride Freq. [Hz]	2.4	2.6	2.6	2.6	2.6	2.4
Avg. Stride Length [m]	5.2	7.1	7.0	6.8	6.3	6.2



- [] Ranking at each section and finish
- .-.- No data available at this section
- NA No data available



Horse/Jockey Name	I Am Azzurro
Final Rank	5
Fastest Section Time (Section)	0:08.49 (Overall)
Top Speed [km/h] (Section)	68.7 (1000m)
Race State	Finished



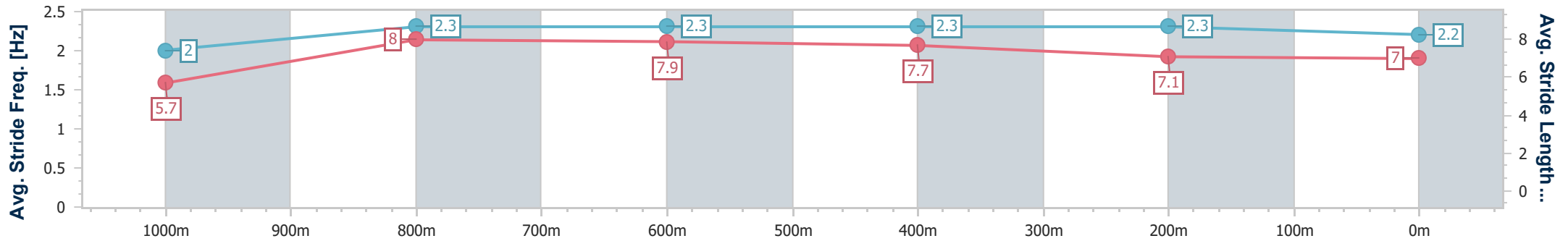
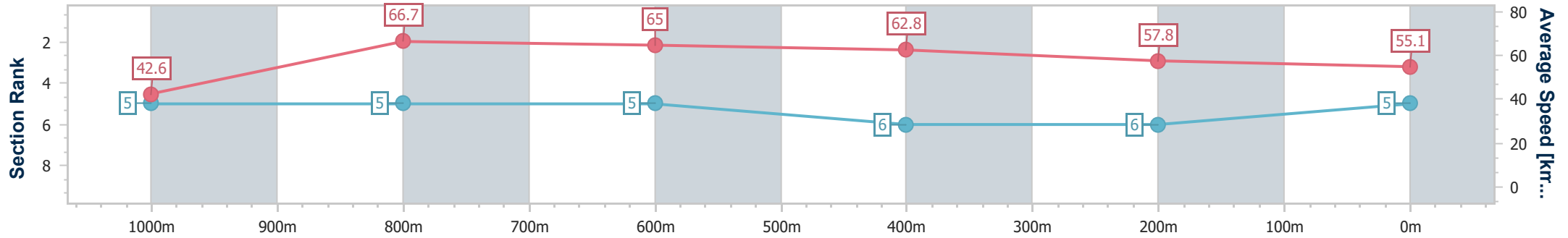
Aquis Park Gold Coast Poly QLD Professional
Race 4: AMALGAMATED BUILDING SERVICES Class 3
Handicap - 1100m



16 December 2023 - 13:39

Track Rating: Synthetic, Weather: Fine, Rail Position: True

Section	Overall	1000m	800m	600m	400m	200m
Section Times	1:07.74 [5] (0:08.49)	0:59.25 [5] (0:10.88)	0:48.37 [5] (0:11.19)	0:37.18 [5] (0:11.59)	0:25.59 [6] (0:12.50)	0:13.09 [6] (0:13.09)
Average Speed [km/h]	42.6	66.7	65.0	62.8	57.8	55.1
Top Speed [km/h]	63.0	68.7	67.3	64.9	58.9	57.1
Avg. Dist. to Rail [m]	4.2	2.9	1.9	1.8	2.7	2.4
Avg. Stride Freq. [Hz]	2.0	2.3	2.3	2.3	2.3	2.2
Avg. Stride Length [m]	5.7	8.0	7.9	7.7	7.1	7.0



- [] Ranking at each section and finish
- .-.-.- No data available at this section
- NA No data available



Horse/Jockey Name	Smile Upon A Star
Final Rank	6
Fastest Section Time (Section)	0:08.01 (Overall)
Top Speed [km/h] (Section)	67.0 (800m)
Race State	Finished



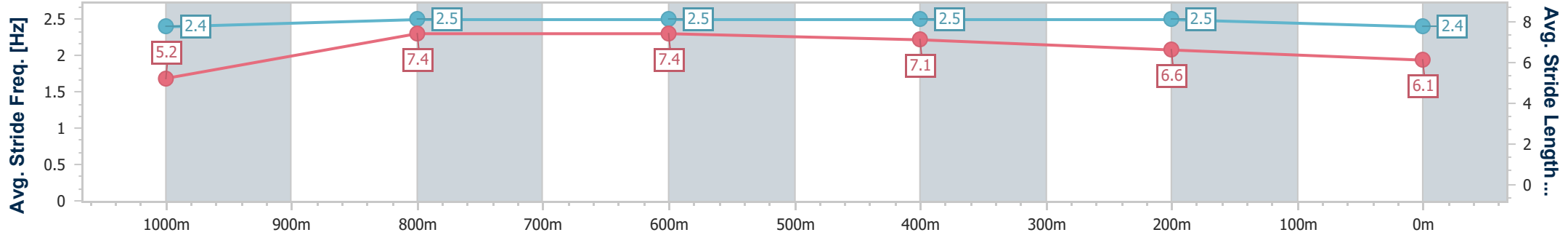
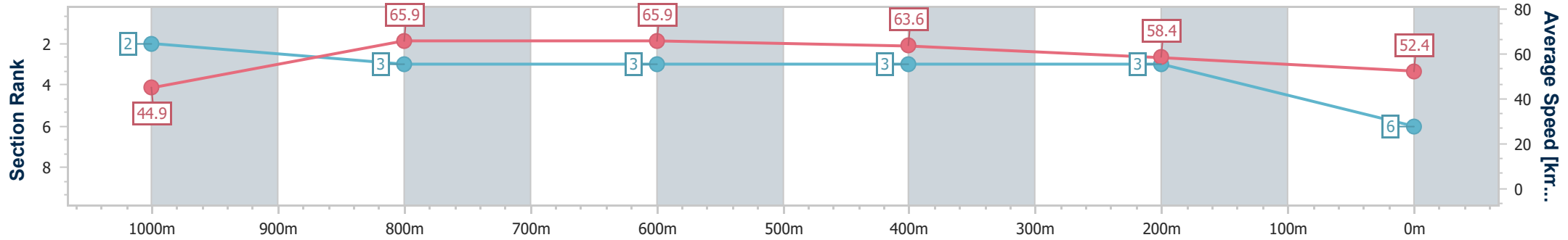
Aquis Park Gold Coast Poly QLD Professional
Race 4: AMALGAMATED BUILDING SERVICES Class 3
Handicap - 1100m



16 December 2023 - 13:39

Track Rating: Synthetic, Weather: Fine, Rail Position: True

Section	Overall	1000m	800m	600m	400m	200m
Section Times	1:07.78 [6] (0:08.01)	0:59.77 [2] (0:10.97)	0:48.80 [3] (0:11.19)	0:37.61 [3] (0:11.46)	0:26.15 [3] (0:12.40)	0:13.75 [3] (0:13.75)
Average Speed [km/h]	44.9	65.9	65.9	63.6	58.4	52.4
Top Speed [km/h]	63.3	66.8	67.0	65.8	61.4	56.3
Avg. Dist. to Rail [m]	1.1	1.3	4.2	3.6	2.7	5.5
Avg. Stride Freq. [Hz]	2.4	2.5	2.5	2.5	2.5	2.4
Avg. Stride Length [m]	5.2	7.4	7.4	7.1	6.6	6.1



- [] Ranking at each section and finish
- .-.- No data available at this section
- NA No data available