



Aquis Park Gold Coast Poly QLD Professional

Race 6: AMALGAMATED WATERPROOFING BENCHMARK 60 Handicap - 1540m

16 December 2023 - 14:51



Track Rating: Synthetic, Weather: Fine, Rail Position: True

Section	Overall	1400m	1200m	1000m	800m	600m	400m	Last 600m						
Field Times	1:35.92 (0:10.59)	1:25.33 (0:12.20)	1:13.13 (0:11.90)	1:01.23 (0:11.90)	0:49.33 (0:11.85)	0:37.48 (0:11.91)	0:25.57 (0:12.43)	0:37.48						
Rank	TAB	Horse/Jockey	Barrier	Top Speed [km/h]	Fastest Section	Overall	1400m	1200m	1000m	800m	600m	400m	Last 600m	Distance Travelled [m]
1	1	AVENUE OF STARS Emily Lang	5	62.7 800m	0:10.59 Overall	1:35.92 [1] (0:10.59)	1:25.33 [1] (0:12.20)	1:13.13 [1] (0:11.90)	1:01.23 [1] (0:11.90)	0:49.33 [1] (0:11.85)	0:37.48 [1] (0:11.91)	0:25.57 [1] (0:12.43)	0:37.48	
2	3	DAMIANI Jai Williams	3	62.7 600m	0:10.84 Overall	1:36.61 [2] (0:10.84)	1:25.77 [4] (0:12.15)	1:13.62 [3] (0:11.95)	1:01.67 [3] (0:11.90)	0:49.77 [3] (0:11.76)	0:38.01 [4] (0:11.86)	0:26.15 [2] (0:12.76)	0:38.01	-1
3	4	WAYLAID Jasper Franklin	7	63.1 800m	0:10.70 Overall	1:37.05 [3] (0:10.70)	1:26.35 [3] (0:12.33)	1:14.02 [4] (0:11.98)	1:02.04 [4] (0:11.95)	0:50.09 [4] (0:11.64)	0:38.45 [3] (0:12.19)	0:26.26 [4] (0:12.85)	0:38.45	+9
4	6	AGENT OF MAYHEM Elione Chaves	8	62.9 600m	0:10.91 Overall	1:37.55 [4] (0:10.91)	1:26.64 [5] (0:12.31)	1:14.33 [5] (0:11.98)	1:02.35 [5] (0:11.94)	0:50.41 [5] (0:11.72)	0:38.69 [5] (0:12.05)	0:26.64 [5] (0:12.88)	0:38.69	+6
5	7	KABOOM Jag Guthmann-Chester	2	61.8 800m	0:11.18 Overall	1:37.95 [5] (0:11.18)	1:26.77 [6] (0:12.18)	1:14.59 [6] (0:12.03)	1:02.56 [6] (0:11.90)	0:50.66 [6] (0:11.67)	0:38.99 [6] (0:12.19)	0:26.80 [6] (0:12.96)	0:38.99	-4
6	8	BIRMINGHAM Michael Cahill	6	62.4 800m	0:10.62 Overall	1:38.02 [6] (0:10.62)	1:27.40 [2] (0:12.19)	1:15.21 [2] (0:11.98)	1:03.23 [2] (0:11.92)	0:51.31 [2] (0:11.79)	0:39.52 [2] (0:12.22)	0:27.30 [3] (0:13.13)	0:39.52	+7

Scratched: Passionate Rebel (#5), Boston Of Tuffy (#9), Midnight Boom (#10), Silver Warrior (#2)

[] Ranking at each section and finish
 -:-:- No data available at this section
 NA No data available

SCN Saddle cloth number
 DNF Did not finish
 DNT Did not track



Aquis Park Gold Coast Poly QLD Professional
Race 6: AMALGAMATED WATERPROOFING BENCHMARK 60 Handicap - 1540m
16 December 2023 - 14:51



Track Rating: Synthetic, Weather: Fine, Rail Position: True

Section				200m				Last 600m	
Field Times				0:13.14 (0:13.14)				0:37.48	
Rank	TAB	Horse/Jockey	Barrier	Top Speed [km/h]	Fastest Section	Margin			Distance Travelled [m]
1	1	AVENUE OF STARS	5	62.7	0:10.59	0:13.14 [1]	1:35.92		0:37.48
		Emily Lang		800m	Overall	(0:13.14)			
2	3	DAMIANI	3	62.7	0:10.84	0:13.39 [2]	4L		0:38.01 -1
		Jai Williams		600m	Overall	(0:13.39)			
3	4	WAYLAID	7	63.1	0:10.70	0:13.41 [3]	6.5L		0:38.45 +9
		Jasper Franklin		800m	Overall	(0:13.41)			
4	6	AGENT OF MAYHEM	8	62.9	0:10.91	0:13.76 [4]	9.3L		0:38.69 +6
		Elione Chaves		600m	Overall	(0:13.76)			
5	7	KABOOM	2	61.8	0:11.18	0:13.84 [6]	11.6L		0:38.99 -4
		Jag Guthmann-Chester		800m	Overall	(0:13.84)			
6	8	BIRMINGHAM	6	62.4	0:10.62	0:14.17 [5]	11.9L		0:39.52 +7
		Michael Cahill		800m	Overall	(0:14.17)			

Scratched: Passionate Rebel (#5), Boston Of Tuffy (#9), Midnight Boom (#10), Silver Warrior (#2)

[] Ranking at each section and finish
 -:-:- No data available at this section
 NA No data available

SCN Saddle cloth number
 DNF Did not finish
 DNT Did not track



Horse/Jockey Name	Avenue Of Stars
Final Rank	1
Fastest Section Time (Section)	0:10.59 (Overall)
Top Speed [km/h] (Section)	62.7 (800m)
Race State	Finished



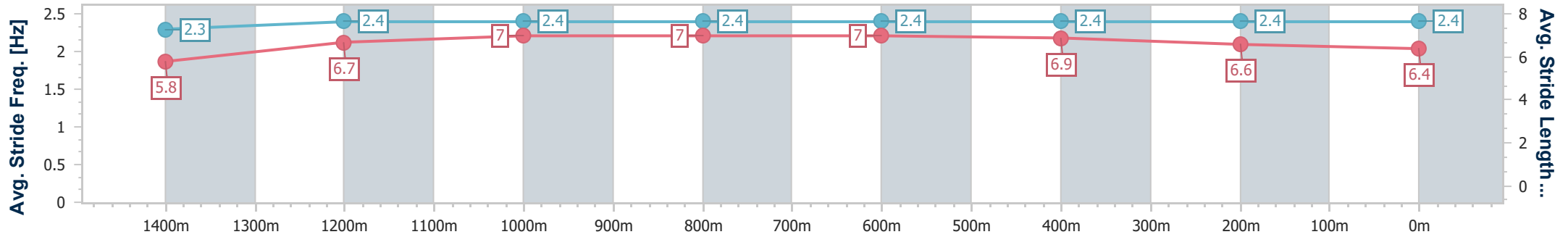
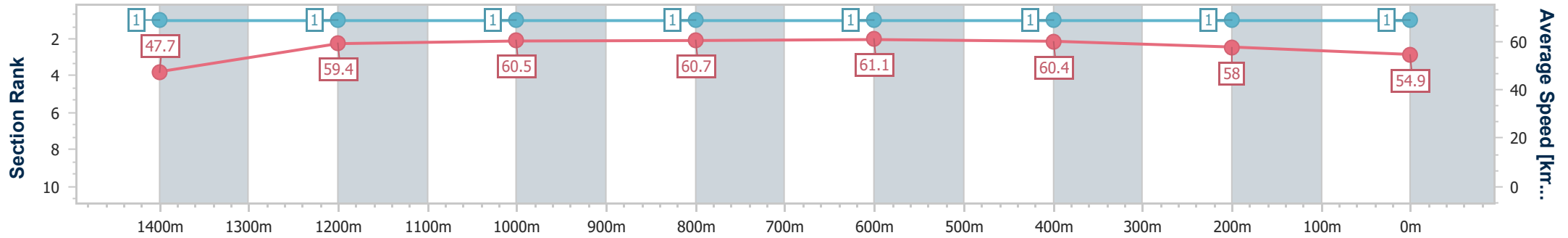
Aquis Park Gold Coast Poly QLD Professional
 Race 6: AMALGAMATED WATERPROOFING BENCHMARK 60
 Handicap - 1540m



16 December 2023 - 14:51

Track Rating: Synthetic, Weather: Fine, Rail Position: True

Section	Overall	1400m	1200m	1000m	800m	600m	400m	200m
Section Times	1:35.92 [1] (0:10.59)	1:25.33 [1] (0:12.20)	1:13.13 [1] (0:11.90)	1:01.23 [1] (0:11.90)	0:49.33 [1] (0:11.85)	0:37.48 [1] (0:11.91)	0:25.57 [1] (0:12.43)	0:13.14 [1] (0:13.14)
Average Speed [km/h]	47.7	59.4	60.5	60.7	61.1	60.4	58.0	54.9
Top Speed [km/h]	60.8	60.7	61.5	61.7	62.7	62.3	58.9	57.5
Avg. Dist. to Rail [m]	3.5	0.7	0.8	0.8	0.9	0.4	1.0	1.4
Avg. Stride Freq. [Hz]	2.3	2.4	2.4	2.4	2.4	2.4	2.4	2.4
Avg. Stride Length [m]	5.8	6.7	7.0	7.0	7.0	6.9	6.6	6.4



- [] Ranking at each section and finish
- .-.- No data available at this section
- NA No data available



Horse/Jockey Name	Damiani
Final Rank	2
Fastest Section Time (Section)	0:10.84 (Overall)
Top Speed [km/h] (Section)	62.7 (600m)
Race State	Finished



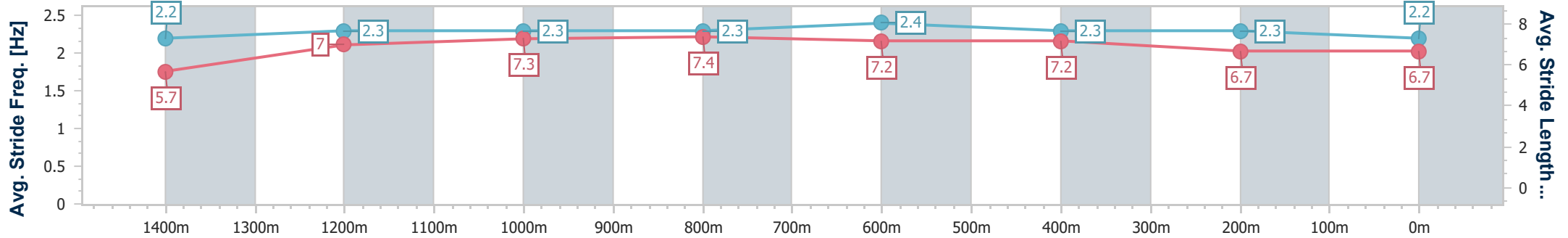
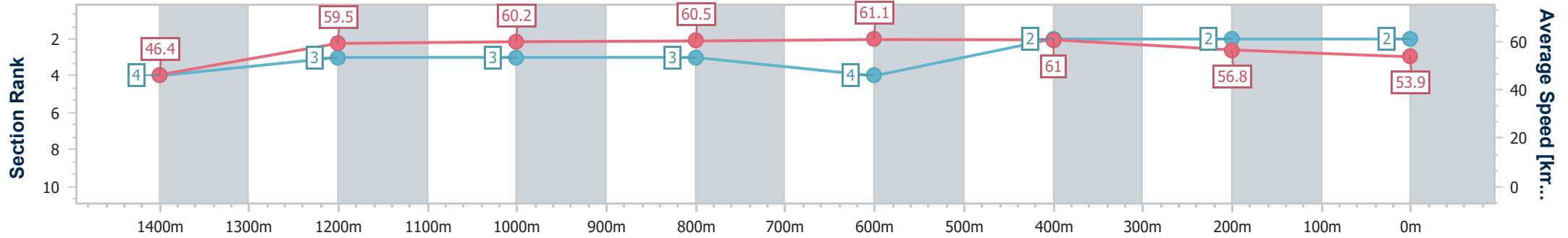
Aquis Park Gold Coast Poly QLD Professional
Race 6: AMALGAMATED WATERPROOFING BENCHMARK 60
Handicap - 1540m



16 December 2023 - 14:51

Track Rating: Synthetic, Weather: Fine, Rail Position: True

Section	Overall	1400m	1200m	1000m	800m	600m	400m	200m
Section Times	1:36.61 [2] (0:10.84)	1:25.77 [4] (0:12.15)	1:13.62 [3] (0:11.95)	1:01.67 [3] (0:11.90)	0:49.77 [3] (0:11.76)	0:38.01 [4] (0:11.86)	0:26.15 [2] (0:12.76)	0:13.39 [2] (0:13.39)
Average Speed [km/h]	46.4	59.5	60.2	60.5	61.1	61.0	56.8	53.9
Top Speed [km/h]	61.0	61.1	61.5	61.6	61.9	62.7	58.3	56.0
Avg. Dist. to Rail [m]	1.8	0.7	0.9	0.5	0.5	0.8	3.8	5.0
Avg. Stride Freq. [Hz]	2.2	2.3	2.3	2.3	2.4	2.3	2.3	2.2
Avg. Stride Length [m]	5.7	7.0	7.3	7.4	7.2	7.2	6.7	6.7



- [] Ranking at each section and finish
- .-.- No data available at this section
- NA No data available



Horse/Jockey Name	Waylaid
Final Rank	3
Fastest Section Time (Section)	0:10.70 (Overall)
Top Speed [km/h] (Section)	63.1 (800m)
Race State	Finished



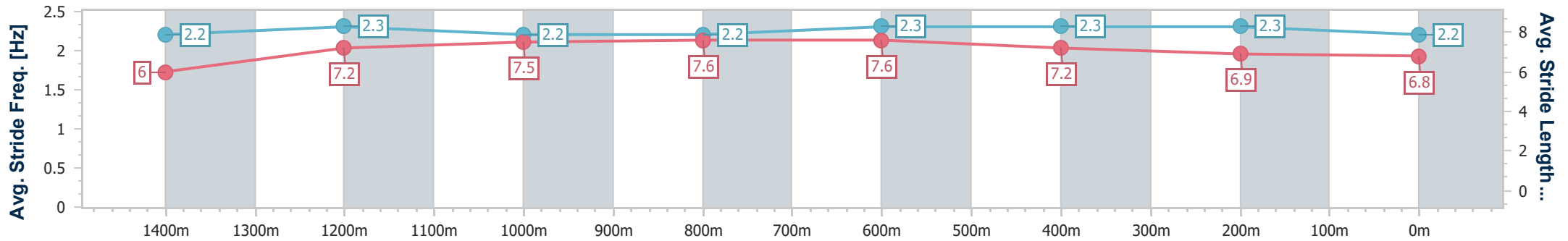
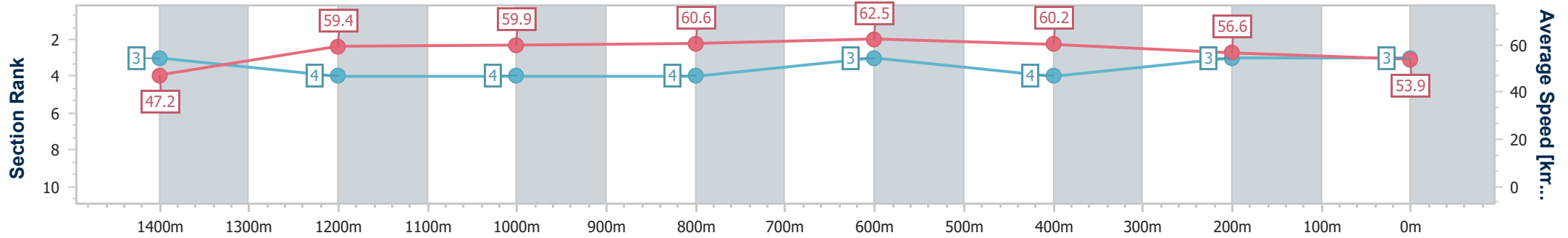
Aquis Park Gold Coast Poly QLD Professional
Race 6: AMALGAMATED WATERPROOFING BENCHMARK 60
Handicap - 1540m



16 December 2023 - 14:51

Track Rating: Synthetic, Weather: Fine, Rail Position: True

Section	Overall	1400m	1200m	1000m	800m	600m	400m	200m
Section Times	1:37.05 [3] (0:10.70)	1:26.35 [3] (0:12.33)	1:14.02 [4] (0:11.98)	1:02.04 [4] (0:11.95)	0:50.09 [4] (0:11.64)	0:38.45 [3] (0:12.19)	0:26.26 [4] (0:12.85)	0:13.41 [3] (0:13.41)
Average Speed [km/h]	47.2	59.4	59.9	60.6	62.5	60.2	56.6	53.9
Top Speed [km/h]	60.2	60.5	60.7	61.8	63.1	63.1	57.7	55.5
Avg. Dist. to Rail [m]	5.4	1.9	1.8	1.7	2.1	3.5	4.7	5.7
Avg. Stride Freq. [Hz]	2.2	2.3	2.2	2.2	2.3	2.3	2.3	2.2
Avg. Stride Length [m]	6.0	7.2	7.5	7.6	7.6	7.2	6.9	6.8



- [] Ranking at each section and finish
- .-.- No data available at this section
- NA No data available



Horse/Jockey Name	Agent Of Mayhem
Final Rank	4
Fastest Section Time (Section)	0:10.91 (Overall)
Top Speed [km/h] (Section)	62.9 (600m)
Race State	Finished



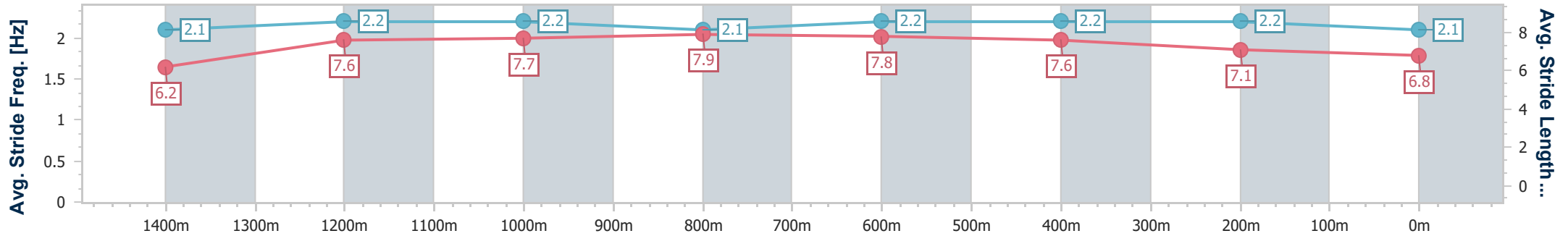
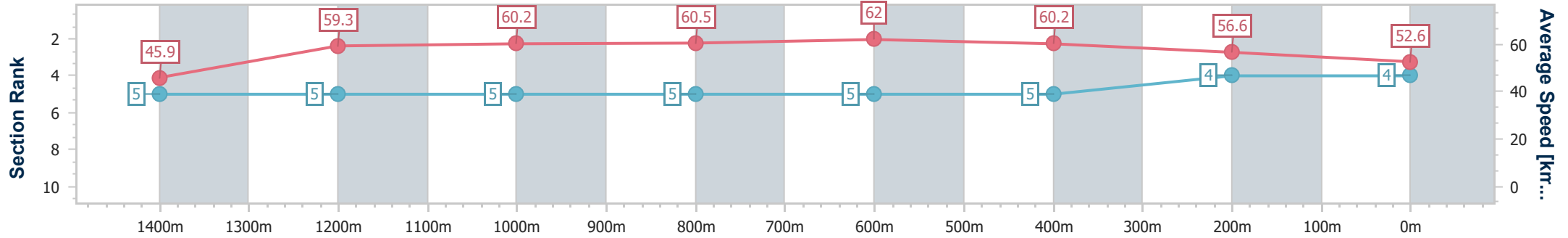
Aquis Park Gold Coast Poly QLD Professional
Race 6: AMALGAMATED WATERPROOFING BENCHMARK 60
Handicap - 1540m



16 December 2023 - 14:51

Track Rating: Synthetic, Weather: Fine, Rail Position: True

Section	Overall	1400m	1200m	1000m	800m	600m	400m	200m
Section Times	1:37.55 [4] (0:10.91)	1:26.64 [5] (0:12.31)	1:14.33 [5] (0:11.98)	1:02.35 [5] (0:11.94)	0:50.41 [5] (0:11.72)	0:38.69 [5] (0:12.05)	0:26.64 [5] (0:12.88)	0:13.76 [4] (0:13.76)
Average Speed [km/h]	45.9	59.3	60.2	60.5	62.0	60.2	56.6	52.6
Top Speed [km/h]	58.7	59.9	60.8	61.4	62.8	62.9	57.9	54.4
Avg. Dist. to Rail [m]	6.0	1.6	1.8	1.5	1.5	2.2	5.7	7.8
Avg. Stride Freq. [Hz]	2.1	2.2	2.2	2.1	2.2	2.2	2.2	2.1
Avg. Stride Length [m]	6.2	7.6	7.7	7.9	7.8	7.6	7.1	6.8



- [] Ranking at each section and finish
- .-.- No data available at this section
- NA No data available



Horse/Jockey Name	Kaboom
Final Rank	5
Fastest Section Time (Section)	0:11.18 (Overall)
Top Speed [km/h] (Section)	61.8 (800m)
Race State	Finished



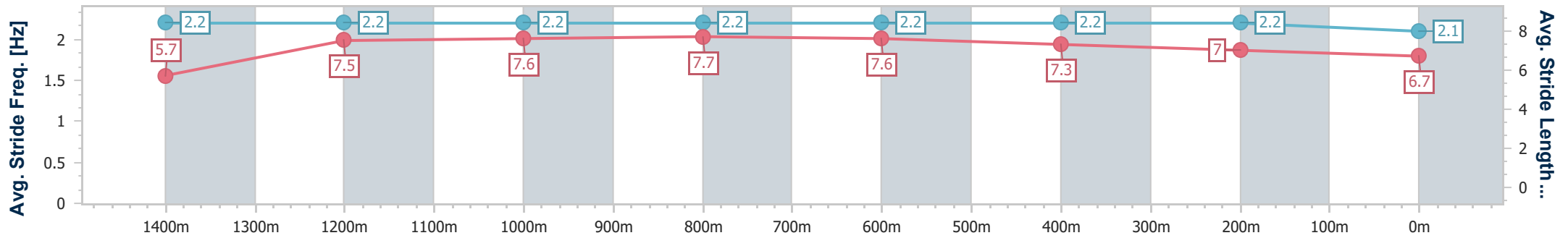
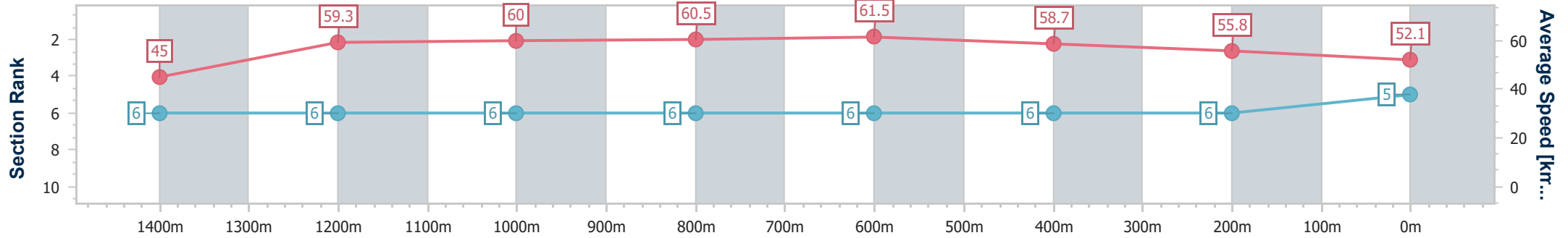
Aquis Park Gold Coast Poly QLD Professional
Race 6: AMALGAMATED WATERPROOFING BENCHMARK 60
Handicap - 1540m



16 December 2023 - 14:51

Track Rating: Synthetic, Weather: Fine, Rail Position: True

Section	Overall	1400m	1200m	1000m	800m	600m	400m	200m						
Section Times	1:37.95 [5] (0:11.18)	1:26.77 [6] (0:12.18)	1:14.59 [6] (0:12.03)	1:02.56 [6] (0:11.90)	0:50.66 [6] (0:11.67)	0:38.99 [6] (0:12.19)	0:26.80 [6] (0:12.96)	0:13.84 [6] (0:13.84)						
Average Speed [km/h]	45.0	59.3	60.0	60.5	61.5	58.7	55.8	52.1						
Top Speed [km/h]	58.0	60.9	60.6	61.4	61.8	61.3	56.9	54.4						
Avg. Dist. to Rail [m]	1.7	0.5	0.9	0.2	0.8	0.4	1.6	2.6						
Avg. Stride Freq. [Hz]	2.2	2.2	2.2	2.2	2.2	2.2	2.2	2.1						
Avg. Stride Length [m]	5.7	7.5	7.6	7.7	7.6	7.3	7.0	6.7						



- [] Ranking at each section and finish
- .-.- No data available at this section
- NA No data available



Horse/Jockey Name	Birmingham
Final Rank	6
Fastest Section Time (Section)	0:10.62 (Overall)
Top Speed [km/h] (Section)	62.4 (800m)
Race State	Finished



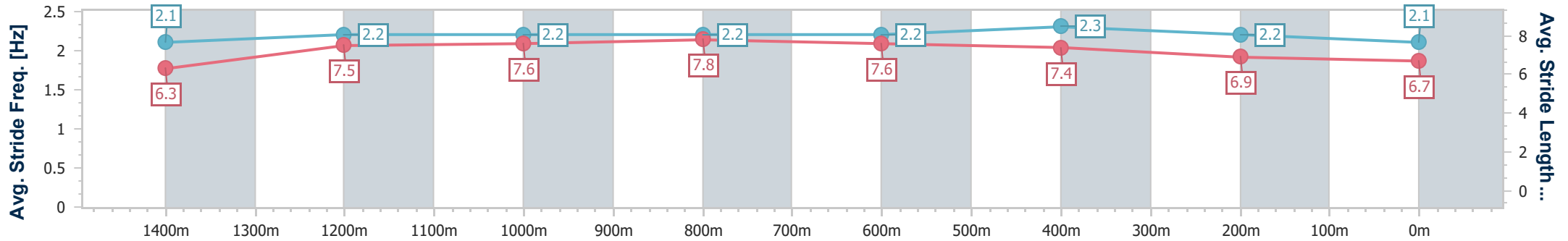
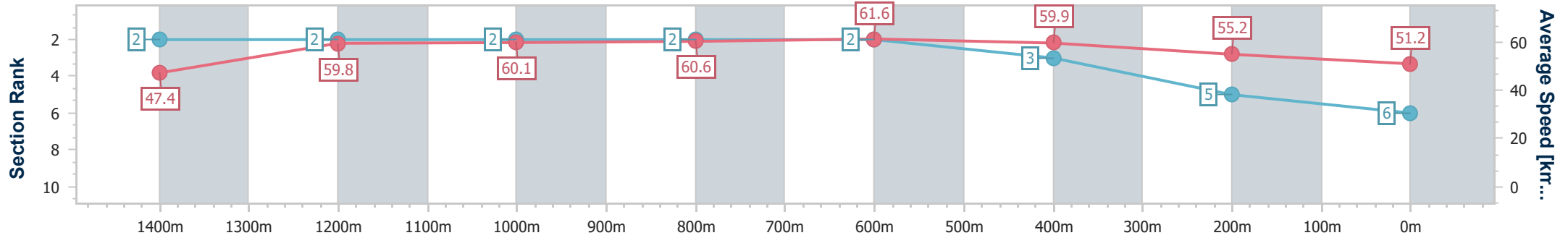
Aquis Park Gold Coast Poly QLD Professional
Race 6: AMALGAMATED WATERPROOFING BENCHMARK 60
Handicap - 1540m



16 December 2023 - 14:51

Track Rating: Synthetic, Weather: Fine, Rail Position: True

Section	Overall	1400m	1200m	1000m	800m	600m	400m	200m
Section Times	1:38.02 [6] (0:10.62)	1:27.40 [2] (0:12.19)	1:15.21 [2] (0:11.98)	1:03.23 [2] (0:11.92)	0:51.31 [2] (0:11.79)	0:39.52 [2] (0:12.22)	0:27.30 [3] (0:13.13)	0:14.17 [5] (0:14.17)
Average Speed [km/h]	47.4	59.8	60.1	60.6	61.6	59.9	55.2	51.2
Top Speed [km/h]	60.1	60.1	60.7	62.3	62.4	62.0	57.3	52.8
Avg. Dist. to Rail [m]	4.0	1.4	2.2	1.8	1.8	2.9	3.7	4.2
Avg. Stride Freq. [Hz]	2.1	2.2	2.2	2.2	2.2	2.3	2.2	2.1
Avg. Stride Length [m]	6.3	7.5	7.6	7.8	7.6	7.4	6.9	6.7



- [] Ranking at each section and finish
- .-.- No data available at this section
- NA No data available