



Eagle Farm QLD Professional

Race 1: BRC MEMBERSHIP PLUS BENCHMARK 70 Handicap - 1000m

16 December 2023 - 11:40



BRISBANE
RACING CLUB

Track Rating: Soft 5, Weather: Fine, Rail Position: +2m Entire

Section		Overall									Last 600m	
Field Times		0:57.28 (0:13.24)									0:33.40	
		800m			600m			400m			200m	
		0:44.04 (0:10.64)			0:33.40 (0:10.98)			0:22.42 (0:10.74)			0:11.68 (0:11.68)	
Rank	TAB Horse/Jockey	Barrier	Top Speed [km/h]	Fastest Section	Overall	800m	600m	400m	200m	Margin	Last 600m	Distance Travelled [m]
1	5 LIQUOR Bailey Wheeler	5	69.2 800m	0:10.66 800m	0:57.28 [1] (0:13.24)	0:44.04 [1] (0:10.66)	0:33.38 [2] (0:10.96)	0:22.42 [1] (0:10.74)	0:11.68 [1] (0:11.68)	0:57.28	0:33.38	
2	4 AMITY GAL Cejay Graham	2	69.4 400m	0:10.65 600m	0:57.39 [2] (0:13.41)	0:43.98 [3] (0:11.00)	0:32.98 [5] (0:10.65)	0:22.33 [4] (0:10.66)	0:11.67 [2] (0:11.67)	0.68L	0:32.98	-4
3	10 INVINOVICH James Orman	4	69.3 800m	0:10.60 800m	0:57.57 [3] (0:13.61)	0:43.96 [5] (0:10.60)	0:33.36 [3] (0:10.88)	0:22.48 [5] (0:10.84)	0:11.64 [5] (0:11.64)	1.69L	0:33.36	-5
4	7 REDZOUST Damien Thornton	6	69.3 800m	0:10.71 600m	0:57.62 [4] (0:13.57)	0:44.05 [4] (0:10.77)	0:33.28 [4] (0:10.71)	0:22.57 [3] (0:10.81)	0:11.76 [3] (0:11.76)	2.03L	0:33.28	-1
5	2 NEVER SAY NAY Ryan Maloney	11	70.3 800m	0:10.55 800m	0:57.65 [5] (0:14.02)	0:43.63 [8] (0:10.55)	0:33.08 [7] (0:10.79)	0:22.29 [8] (0:10.60)	0:11.69 [6] (0:11.69)	2.2L	0:33.08	+3
6	1 KAT CHINNA Marnu Potgieter	1	69.4 800m	0:10.57 800m	0:57.71 [6] (0:13.31)	0:44.40 [2] (0:10.57)	0:33.83 [1] (0:11.02)	0:22.81 [2] (0:11.01)	0:11.80 [4] (0:11.80)	2.55L	0:33.83	-6
7	8 SKILORD Brodie Loy	7	69.6 Overall	0:10.56 800m	0:57.74 [7] (0:13.92)	0:43.82 [7] (0:10.56)	0:33.26 [6] (0:10.62)	0:22.64 [6] (0:10.90)	0:11.74 [7] (0:11.74)	2.71L	0:33.26	-6
8	3 RUSHEEN Jake Molloy	8	68.4 800m	0:10.67 600m	0:57.89 [8] (0:13.87)	0:44.02 [6] (0:10.78)	0:33.24 [8] (0:10.67)	0:22.57 [7] (0:10.89)	0:11.68 [9] (0:11.68)	3.56L	0:33.24	-6
9	14 CHIKARA Ben Thompson	13	69.1 800m	0:10.67 800m	0:57.99 [9] (0:14.05)	0:43.94 [9] (0:10.67)	0:33.27 [9] (0:10.67)	0:22.60 [9] (0:10.80)	0:11.80 [8] (0:11.80)	4.17L	0:33.27	-3
10	15 DUTCH GOLD Mark Du Plessis	10	69.2 400m	0:10.75 800m	0:58.07 [10] (0:14.05)	0:44.02 [9] (0:10.75)	0:33.27 [10] (0:10.76)	0:22.51 [10] (0:10.75)	0:11.76 [10] (0:11.76)	4.64L	0:33.27	-2

Scratched: I Am Fearless (#6), En Pointe (#9), Fumiko (#11), Nicci De Rosa (#12), Zoumeteor (#13)

Report Created: Sat 16 December 2023 11:55 GMT (Note: Timing is based on position data)

Page 1/11

[] Ranking at each section and finish
-:--:-- No data available at this section
NA No data available

SCN Saddle cloth number
DNF Did not finish
DNT Did not track

data processed by TRIPLESDATA



Horse/Jockey Name	Liquor
Final Rank	1
Fastest Section Time (Section)	0:10.66 (800m)
Top Speed [km/h] (Section)	69.2 (800m)
Race State	Finished



Eagle Farm QLD Professional
Race 1: BRC MEMBERSHIP PLUS BENCHMARK 70 Handicap - 1000m

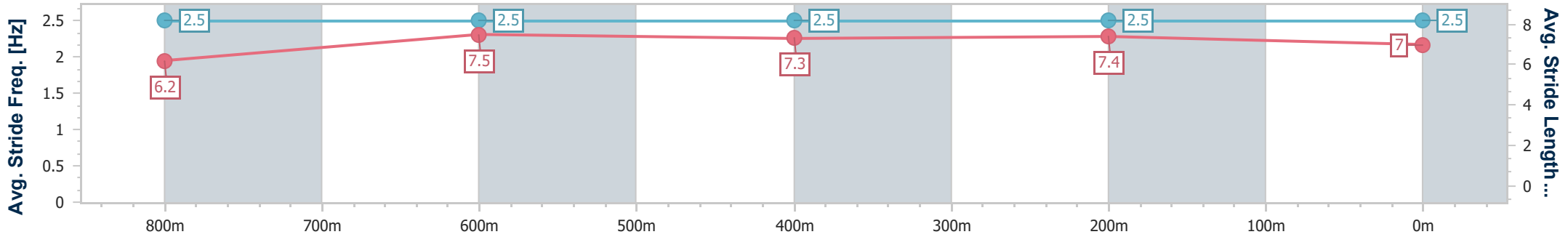
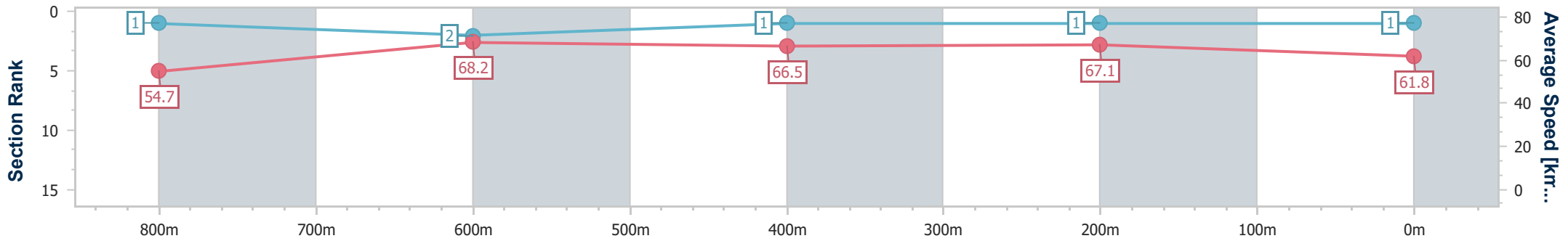


16 December 2023 - 11:40

Track Rating: Soft 5, Weather: Fine, Rail Position: +2m Entire

BRISBANE RACING CLUB

Section	Overall	800m	600m	400m	200m
Section Times	0:57.28 [1] (0:13.24)	0:44.04 [1] (0:10.66)	0:33.38 [2] (0:10.96)	0:22.42 [1] (0:10.74)	0:11.68 [1] (0:11.68)
Average Speed [km/h]	54.7	68.2	66.5	67.1	61.8
Top Speed [km/h]	68.2	69.2	67.5	68.6	66.1
Avg. Dist. to Rail [m]	5.6	2.3	2.5	2.0	0.5
Avg. Stride Freq. [Hz]	2.5	2.5	2.5	2.5	2.5
Avg. Stride Length [m]	6.2	7.5	7.3	7.4	7.0



- [] Ranking at each section and finish
- .-.- No data available at this section
- NA No data available



Horse/Jockey Name	Amity Gal
Final Rank	2
Fastest Section Time (Section)	0:10.65 (600m)
Top Speed [km/h] (Section)	69.4 (400m)
Race State	Finished



Eagle Farm QLD Professional
Race 1: BRC MEMBERSHIP PLUS BENCHMARK 70 Handicap - 1000m

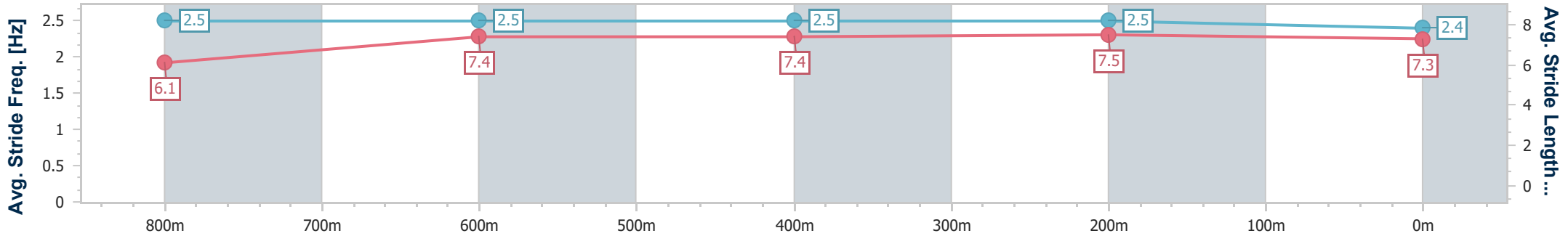
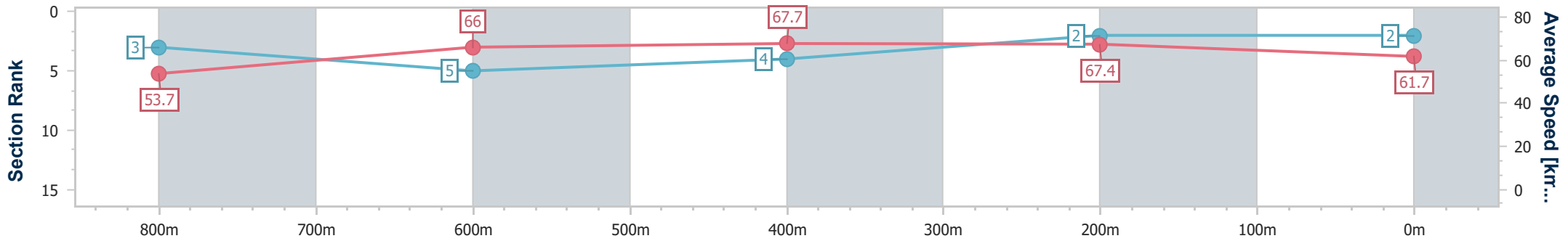


16 December 2023 - 11:40

Track Rating: Soft 5, Weather: Fine, Rail Position: +2m Entire

BRISBANE RACING CLUB

Section	Overall	800m	600m	400m	200m
Section Times	0:57.39 [2] (0:13.41)	0:43.98 [3] (0:11.00)	0:32.98 [5] (0:10.65)	0:22.33 [4] (0:10.66)	0:11.67 [2] (0:11.67)
Average Speed [km/h]	53.7	66.0	67.7	67.4	61.7
Top Speed [km/h]	67.8	67.3	69.1	69.4	65.6
Avg. Dist. to Rail [m]	2.9	0.8	0.8	2.8	2.1
Avg. Stride Freq. [Hz]	2.5	2.5	2.5	2.5	2.4
Avg. Stride Length [m]	6.1	7.4	7.4	7.5	7.3



- [] Ranking at each section and finish
- .-.- No data available at this section
- NA No data available



Horse/Jockey Name	Invinovich
Final Rank	3
Fastest Section Time (Section)	0:10.60 (800m)
Top Speed [km/h] (Section)	69.3 (800m)
Race State	Finished



Eagle Farm QLD Professional
Race 1: BRC MEMBERSHIP PLUS BENCHMARK 70 Handicap - 1000m

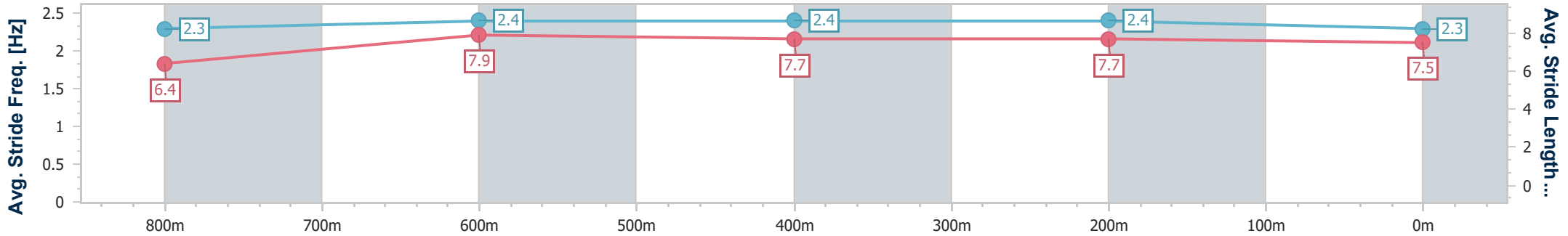
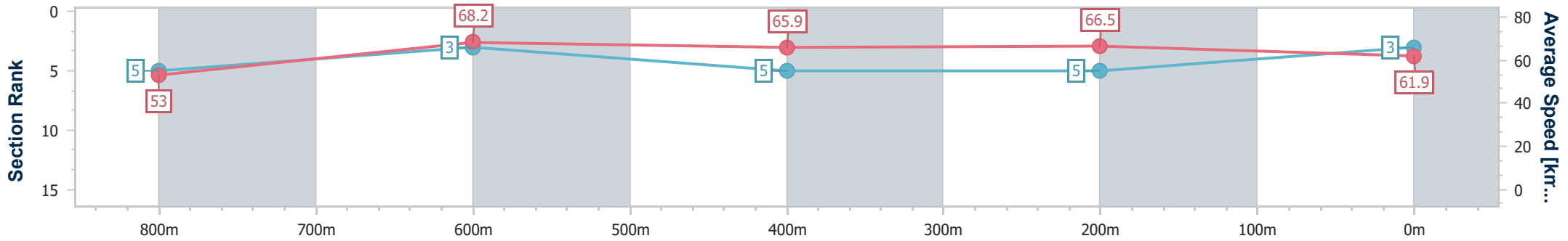


16 December 2023 - 11:40

BRISBANE RACING CLUB

Track Rating: Soft 5, Weather: Fine, Rail Position: +2m Entire

Section	Overall	800m	600m	400m	200m
Section Times	0:57.57 [3] (0:13.61)	0:43.96 [5] (0:10.60)	0:33.36 [3] (0:10.88)	0:22.48 [5] (0:10.84)	0:11.64 [5] (0:11.64)
Average Speed [km/h]	53.0	68.2	65.9	66.5	61.9
Top Speed [km/h]	68.2	69.3	67.2	67.5	66.3
Avg. Dist. to Rail [m]	4.3	0.5	1.0	2.6	3.9
Avg. Stride Freq. [Hz]	2.3	2.4	2.4	2.4	2.3
Avg. Stride Length [m]	6.4	7.9	7.7	7.7	7.5



- [] Ranking at each section and finish
- .-.- No data available at this section
- NA No data available



Horse/Jockey Name	Redzoust
Final Rank	4
Fastest Section Time (Section)	0:10.71 (600m)
Top Speed [km/h] (Section)	69.3 (800m)
Race State	Finished



Eagle Farm QLD Professional
Race 1: BRC MEMBERSHIP PLUS BENCHMARK 70 Handicap - 1000m

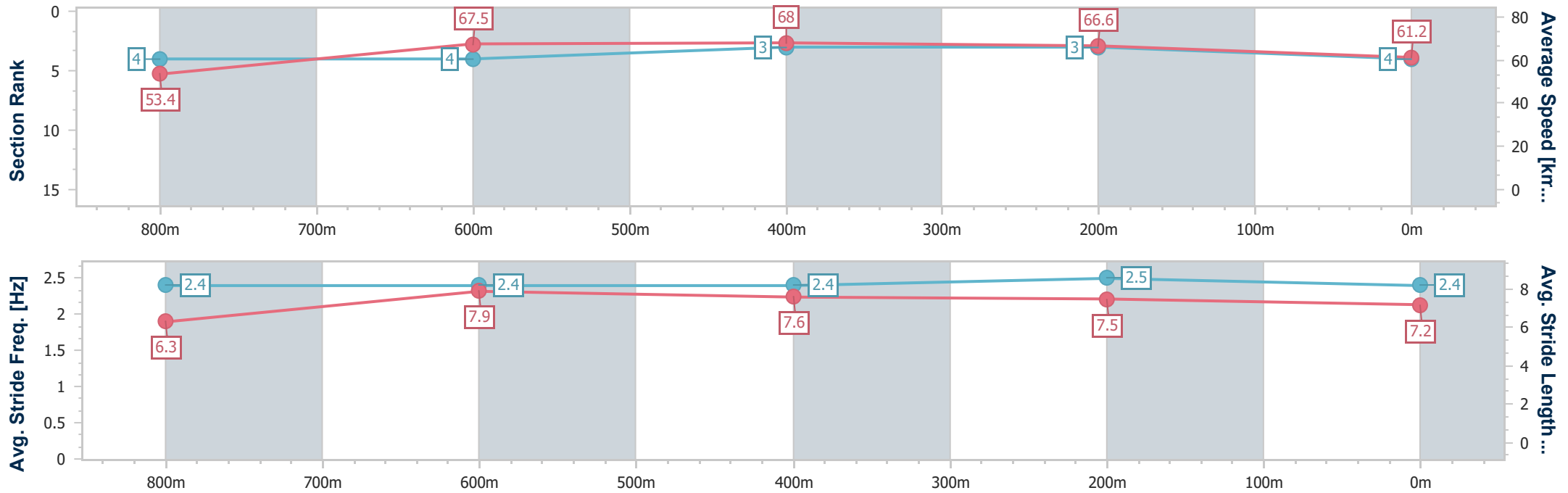


16 December 2023 - 11:40

Track Rating: Soft 5, Weather: Fine, Rail Position: +2m Entire

BRISBANE RACING CLUB

Section	Overall	800m	600m	400m	200m
Section Times	0:57.62 [4] (0:13.57)	0:44.05 [4] (0:10.77)	0:33.28 [4] (0:10.71)	0:22.57 [3] (0:10.81)	0:11.76 [3] (0:11.76)
Average Speed [km/h]	53.4	67.5	68.0	66.6	61.2
Top Speed [km/h]	69.0	69.3	68.6	68.6	65.2
Avg. Dist. to Rail [m]	5.4	2.0	2.7	5.0	6.0
Avg. Stride Freq. [Hz]	2.4	2.4	2.4	2.5	2.4
Avg. Stride Length [m]	6.3	7.9	7.6	7.5	7.2



- [] Ranking at each section and finish
- .-.- No data available at this section
- NA No data available



Horse/Jockey Name	Never Say Nay
Final Rank	5
Fastest Section Time (Section)	0:10.55 (800m)
Top Speed [km/h] (Section)	70.3 (800m)
Race State	Finished



Eagle Farm QLD Professional
Race 1: BRC MEMBERSHIP PLUS BENCHMARK 70 Handicap - 1000m

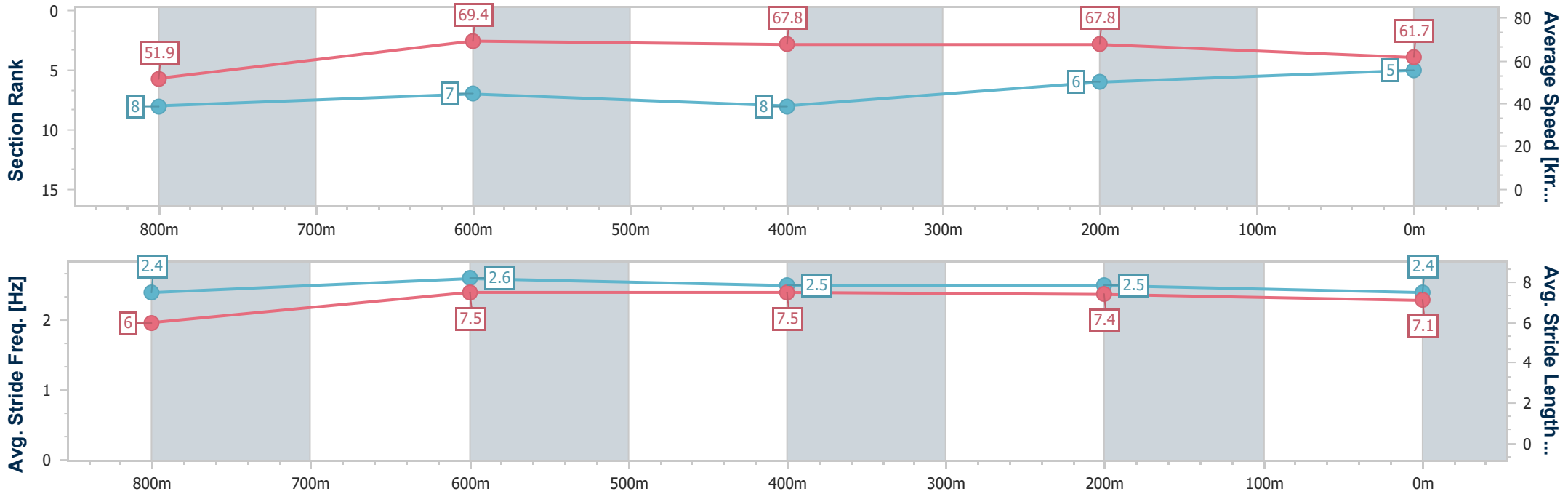


16 December 2023 - 11:40

Track Rating: Soft 5, Weather: Fine, Rail Position: +2m Entire

BRISBANE RACING CLUB

Section	Overall	800m	600m	400m	200m
Section Times	0:57.65 [5] (0:14.02)	0:43.63 [8] (0:10.55)	0:33.08 [7] (0:10.79)	0:22.29 [8] (0:10.60)	0:11.69 [6] (0:11.69)
Average Speed [km/h]	51.9	69.4	67.8	67.8	61.7
Top Speed [km/h]	68.1	70.3	69.2	70.3	65.9
Avg. Dist. to Rail [m]	9.3	3.5	2.9	5.1	7.0
Avg. Stride Freq. [Hz]	2.4	2.6	2.5	2.5	2.4
Avg. Stride Length [m]	6.0	7.5	7.5	7.4	7.1



- [] Ranking at each section and finish
- .-.-.- No data available at this section
- NA No data available



Horse/Jockey Name	Kat Chinna
Final Rank	6
Fastest Section Time (Section)	0:10.57 (800m)
Top Speed [km/h] (Section)	69.4 (800m)
Race State	Finished



Eagle Farm QLD Professional
Race 1: BRC MEMBERSHIP PLUS BENCHMARK 70 Handicap - 1000m

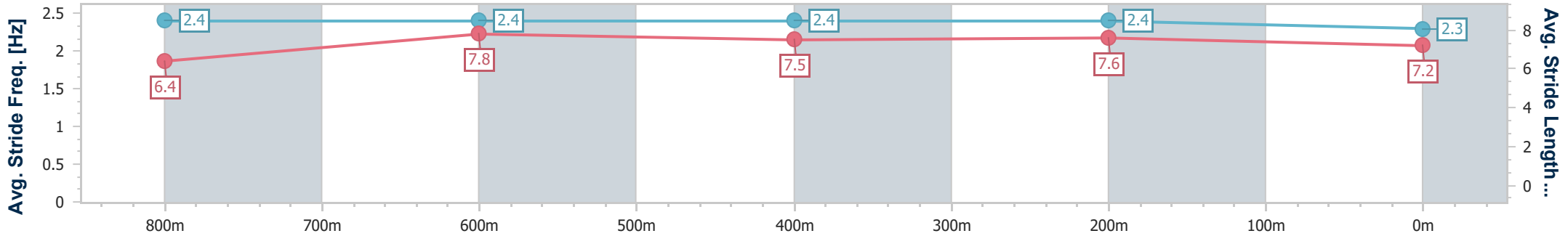
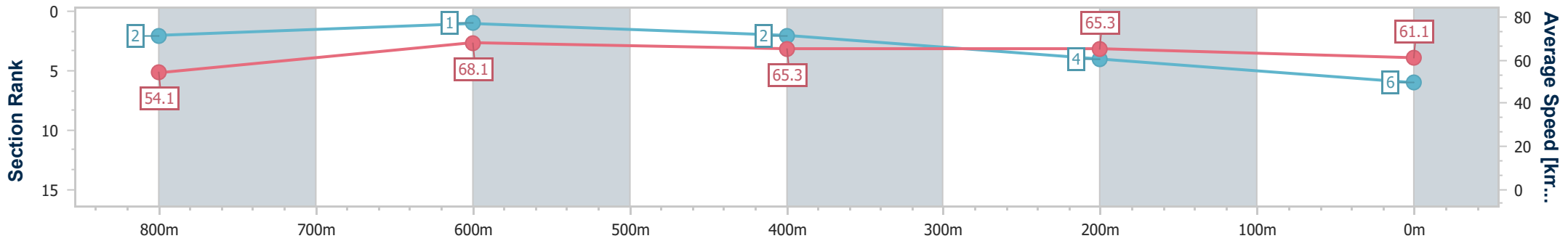


16 December 2023 - 11:40

Track Rating: Soft 5, Weather: Fine, Rail Position: +2m Entire

BRISBANE RACING CLUB

Section	Overall	800m	600m	400m	200m
Section Times	0:57.71 [6] (0:13.31)	0:44.40 [2] (0:10.57)	0:33.83 [1] (0:11.02)	0:22.81 [2] (0:11.01)	0:11.80 [4] (0:11.80)
Average Speed [km/h]	54.1	68.1	65.3	65.3	61.1
Top Speed [km/h]	69.2	69.4	66.2	66.4	63.4
Avg. Dist. to Rail [m]	2.8	0.3	0.5	0.5	1.3
Avg. Stride Freq. [Hz]	2.4	2.4	2.4	2.4	2.3
Avg. Stride Length [m]	6.4	7.8	7.5	7.6	7.2



- [] Ranking at each section and finish
- .-.- No data available at this section
- NA No data available



Horse/Jockey Name	Skilord
Final Rank	7
Fastest Section Time (Section)	0:10.56 (800m)
Top Speed [km/h] (Section)	69.6 (Overall)
Race State	Finished



Eagle Farm QLD Professional
Race 1: BRC MEMBERSHIP PLUS BENCHMARK 70 Handicap - 1000m

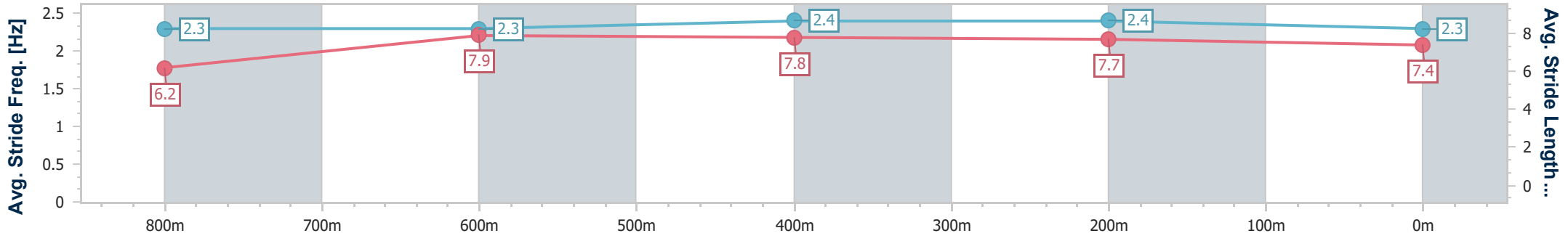
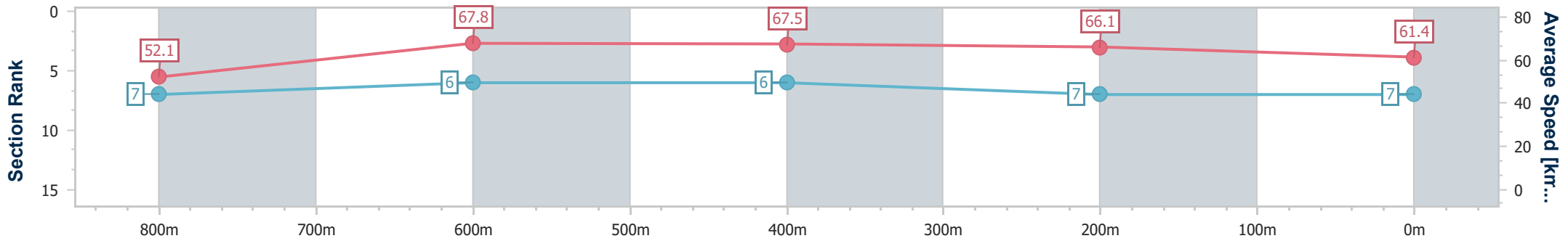


16 December 2023 - 11:40

Track Rating: Soft 5, Weather: Fine, Rail Position: +2m Entire

BRISBANE RACING CLUB

Section	Overall	800m	600m	400m	200m
Section Times	0:57.74 [7] (0:13.92)	0:43.82 [7] (0:10.56)	0:33.26 [6] (0:10.62)	0:22.64 [6] (0:10.90)	0:11.74 [7] (0:11.74)
Average Speed [km/h]	52.1	67.8	67.5	66.1	61.4
Top Speed [km/h]	69.6	68.6	68.2	67.7	64.2
Avg. Dist. to Rail [m]	5.9	0.5	1.2	0.6	0.8
Avg. Stride Freq. [Hz]	2.3	2.3	2.4	2.4	2.3
Avg. Stride Length [m]	6.2	7.9	7.8	7.7	7.4



- [] Ranking at each section and finish
- .-.- No data available at this section
- NA No data available



Horse/Jockey Name	Rusheen
Final Rank	8
Fastest Section Time (Section)	0:10.67 (600m)
Top Speed [km/h] (Section)	68.4 (800m)
Race State	Finished



Eagle Farm QLD Professional
Race 1: BRC MEMBERSHIP PLUS BENCHMARK 70 Handicap - 1000m

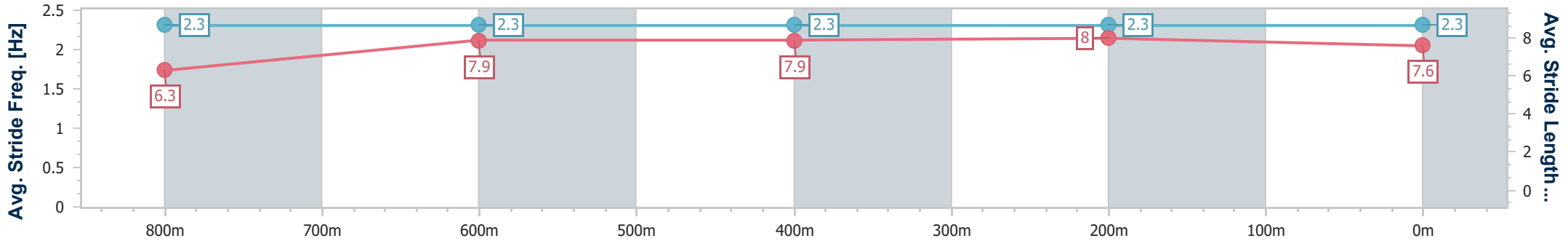
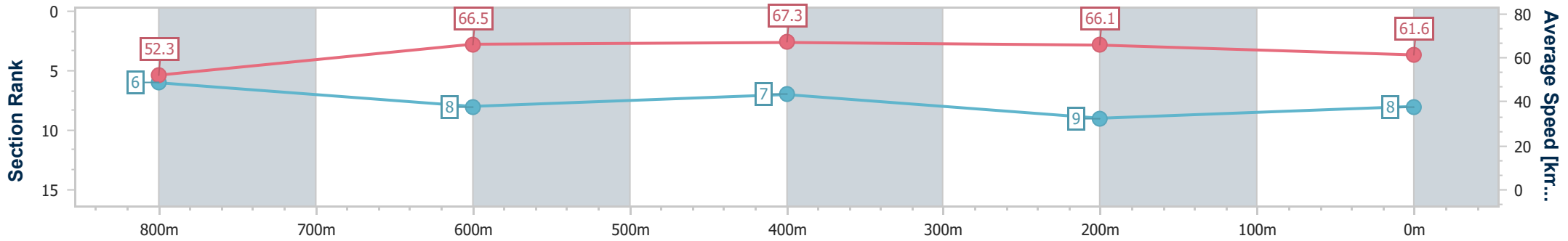


16 December 2023 - 11:40

Track Rating: Soft 5, Weather: Fine, Rail Position: +2m Entire

BRISBANE RACING CLUB

Section	Overall	800m	600m	400m	200m
Section Times	0:57.89 [8] (0:13.87)	0:44.02 [6] (0:10.78)	0:33.24 [8] (0:10.67)	0:22.57 [7] (0:10.89)	0:11.68 [9] (0:11.68)
Average Speed [km/h]	52.3	66.5	67.3	66.1	61.6
Top Speed [km/h]	68.3	68.4	67.8	68.0	64.2
Avg. Dist. to Rail [m]	5.5	0.4	1.1	2.6	4.1
Avg. Stride Freq. [Hz]	2.3	2.3	2.3	2.3	2.3
Avg. Stride Length [m]	6.3	7.9	7.9	8.0	7.6



- [] Ranking at each section and finish
- .-.- No data available at this section
- NA No data available



Horse/Jockey Name	Chikara
Final Rank	9
Fastest Section Time (Section)	0:10.67 (800m)
Top Speed [km/h] (Section)	69.1 (800m)
Race State	Finished



Eagle Farm QLD Professional
Race 1: BRC MEMBERSHIP PLUS BENCHMARK 70 Handicap - 1000m

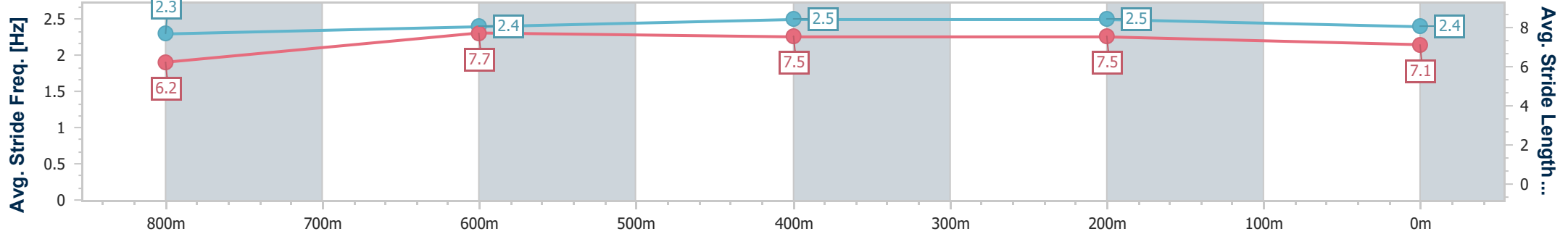
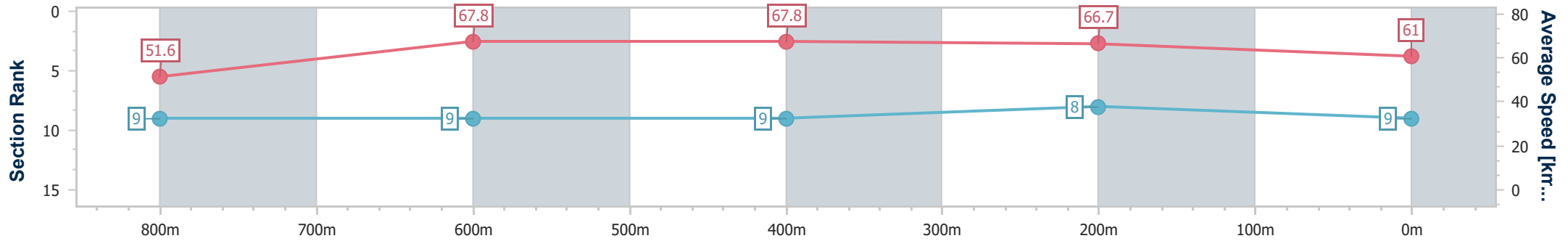


16 December 2023 - 11:40

Track Rating: Soft 5, Weather: Fine, Rail Position: +2m Entire

BRISBANE RACING CLUB

Section	Overall	800m	600m	400m	200m
Section Times	0:57.99 [9] (0:14.05)	0:43.94 [9] (0:10.67)	0:33.27 [9] (0:10.67)	0:22.60 [9] (0:10.80)	0:11.80 [8] (0:11.80)
Average Speed [km/h]	51.6	67.8	67.8	66.7	61.0
Top Speed [km/h]	68.5	69.1	68.4	68.4	64.7
Avg. Dist. to Rail [m]	8.2	1.3	0.5	1.6	1.9
Avg. Stride Freq. [Hz]	2.3	2.4	2.5	2.5	2.4
Avg. Stride Length [m]	6.2	7.7	7.5	7.5	7.1



- [] Ranking at each section and finish
- .-.-.- No data available at this section
- NA No data available



Horse/Jockey Name	Dutch Gold
Final Rank	10
Fastest Section Time (Section)	0:10.75 (800m)
Top Speed [km/h] (Section)	69.2 (400m)
Race State	Finished



Eagle Farm QLD Professional
Race 1: BRC MEMBERSHIP PLUS BENCHMARK 70 Handicap - 1000m

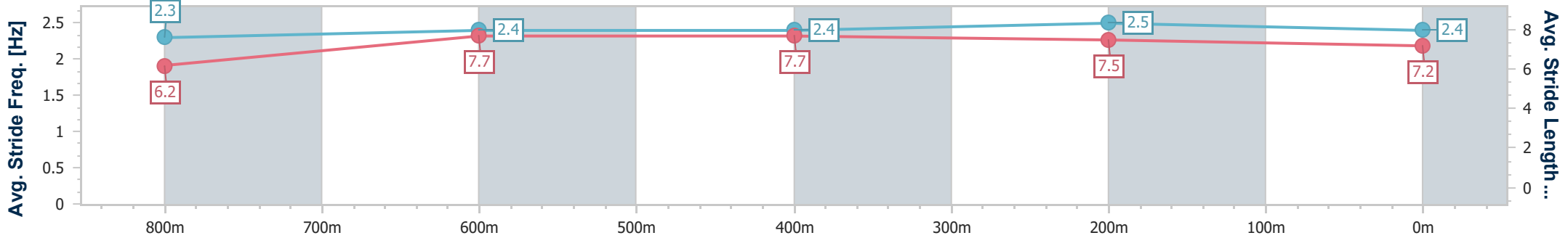
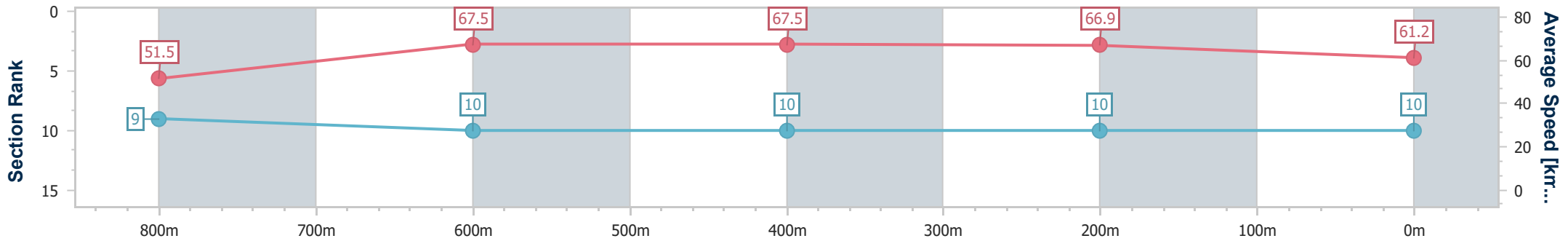


16 December 2023 - 11:40

BRISBANE RACING CLUB

Track Rating: Soft 5, Weather: Fine, Rail Position: +2m Entire

Section	Overall	800m	600m	400m	200m
Section Times	0:58.07 [10] (0:14.05)	0:44.02 [9] (0:10.75)	0:33.27 [10] (0:10.76)	0:22.51 [10] (0:10.75)	0:11.76 [10] (0:11.76)
Average Speed [km/h]	51.5	67.5	67.5	66.9	61.2
Top Speed [km/h]	67.5	68.1	69.0	69.2	64.6
Avg. Dist. to Rail [m]	7.3	1.5	1.7	5.6	7.2
Avg. Stride Freq. [Hz]	2.3	2.4	2.4	2.5	2.4
Avg. Stride Length [m]	6.2	7.7	7.7	7.5	7.2



- [] Ranking at each section and finish
- .-.- No data available at this section
- NA No data available