



Eagle Farm QLD Professional

Race 2: SEASON GREETINGS FROM BRC Class 3 Plate - 1810m

16 December 2023 - 12:14



BRISBANE
RACING CLUB

Track Rating: Good 4, Weather: Fine, Rail Position: +2m Entire

Section														
Field Times	Overall	1600m	1400m	1200m	1000m	800m	600m	Last 600m						
	1:50.05 (0:14.62)	1:35.43 (0:11.44)	1:23.99 (0:12.14)	1:11.85 (0:12.40)	0:59.45 (0:12.53)	0:46.92 (0:12.05)	0:34.87 (0:11.74)	0:34.87						
Rank	TAB	Horse/Jockey	Barrier	Top Speed [km/h]	Fastest Section								Distance Travelled [m]	
1	12	MADAME ODETTE Ben Thompson	2	66.5 400m	0:11.09 400m	1:50.05 [1] (0:14.98)	1:35.07 [5] (0:11.71)	1:23.36 [6] (0:12.10)	1:11.26 [7] (0:12.35)	0:58.91 [7] (0:12.52)	0:46.39 [7] (0:12.07)	0:34.32 [7] (0:11.36)	0:34.32	
2	10	PRINCESS RHAENYS Damien Thornton	9	66.5 400m	0:11.02 400m	1:50.11 [2] (0:15.56)	1:34.55 [9] (0:11.44)	1:23.11 [10] (0:12.20)	1:10.91 [10] (0:12.41)	0:58.50 [10] (0:12.45)	0:46.05 [10] (0:11.97)	0:34.08 [10] (0:11.62)	0:34.08	+4
3	3	ANEMACORE Michael Rodd	7	67.0 400m	0:11.11 400m	1:50.33 [3] (0:15.22)	1:35.11 [8] (0:11.56)	1:23.55 [8] (0:12.19)	1:11.36 [8] (0:12.42)	0:58.94 [8] (0:12.49)	0:46.45 [8] (0:12.04)	0:34.41 [9] (0:11.38)	0:34.41	-1
4	9	FLEUR DU MONDE James Orman	12	65.3 400m	0:11.20 400m	1:50.52 [4] (0:15.63)	1:34.89 [10] (0:11.37)	1:23.52 [9] (0:12.07)	1:11.45 [9] (0:12.38)	0:59.07 [9] (0:12.59)	0:46.48 [9] (0:11.86)	0:34.62 [8] (0:11.45)	0:34.62	-3
5	8	ARTS OBJECT Angela Jones	1	64.0 400m	0:11.46 400m	1:50.57 [5] (0:14.70)	1:35.87 [3] (0:11.50)	1:24.37 [3] (0:12.13)	1:12.24 [3] (0:12.38)	0:59.86 [3] (0:12.56)	0:47.30 [2] (0:12.18)	0:35.12 [3] (0:11.69)	0:35.12	-7
6	2	UNCOMMON VALOUR Cejay Graham	4	64.4 400m	0:11.40 400m	1:50.72 [6] (0:15.07)	1:35.65 [6] (0:11.64)	1:24.01 [7] (0:11.86)	1:12.15 [5] (0:12.24)	0:59.91 [4] (0:12.57)	0:47.34 [4] (0:12.17)	0:35.17 [4] (0:11.70)	0:35.17	+1
7	11	HALLSIDE MARTINI Taylor Marshall	3	65.8 400m	0:11.33 400m	1:50.75 [7] (0:15.16)	1:35.59 [7] (0:11.41)	1:24.18 [5] (0:12.03)	1:12.15 [6] (0:12.40)	0:59.75 [6] (0:12.57)	0:47.18 [6] (0:12.13)	0:35.05 [6] (0:11.57)	0:35.05	-7
8	4	CARBONETTI Boris Thornton	10	66.0 Overall	0:11.46 1600m	1:51.52 [8] (0:14.63)	1:36.89 [2] (0:11.46)	1:25.43 [2] (0:12.13)	1:13.30 [2] (0:12.49)	1:00.81 [2] (0:12.56)	0:48.25 [3] (0:12.12)	0:36.13 [2] (0:11.70)	0:36.13	-1
9	1	CACOFONIX Andrew Mallyon	8	64.9 400m	0:11.52 400m	1:51.71 [9] (0:14.71)	1:37.00 [4] (0:11.71)	1:25.29 [4] (0:12.09)	1:13.20 [4] (0:12.30)	1:00.90 [5] (0:12.68)	0:48.22 [5] (0:12.17)	0:36.05 [5] (0:11.68)	0:36.05	+6
10	7	WEST CORK Nathan Evans	5	65.8 Overall	0:11.44 1600m	1:52.01 [10] (0:14.62)	1:37.39 [1] (0:11.44)	1:25.95 [1] (0:12.14)	1:13.81 [1] (0:12.40)	1:01.41 [1] (0:12.53)	0:48.88 [1] (0:12.05)	0:36.83 [1] (0:11.74)	0:36.83	-7

Scratched: Kapakiri (#6), Demon Darb (#5), Old Song (#13)

[] Ranking at each section and finish
 -:-:- No data available at this section
 NA No data available

SCN Saddle cloth number
 DNF Did not finish
 DNT Did not track



Eagle Farm QLD Professional

Race 2: SEASON GREETINGS FROM BRC Class 3 Plate - 1810m

16 December 2023 - 12:14



BRISBANE
RACING CLUB

Track Rating: Good 4, Weather: Fine, Rail Position: +2m Entire

Section							400m	200m			Last 600m
Field Times							0:23.13 (0:11.26)	0:11.87 (0:11.87)			0:34.87
Rank	TAB	Horse/Jockey	Barrier	Top Speed [km/h]	Fastest Section			Margin			Distance Travelled [m]
1	12	MADAME ODETTE Ben Thompson	2	66.5 400m	0:11.09 400m	0:22.96 [3] (0:11.09)	0:11.87 [1] (0:11.87)	1:50.05			0:34.32
2	10	PRINCESS RHAENYS Damien Thornton	9	66.5 400m	0:11.02 400m	0:22.46 [10] (0:11.02)	0:11.44 [7] (0:11.44)	0.39L			0:34.08 +4
3	3	ANEMACORE Michael Rodd	7	67.0 400m	0:11.11 400m	0:23.03 [7] (0:11.11)	0:11.92 [2] (0:11.92)	1.7L			0:34.41 -1
4	9	FLEUR DU MONDE James Orman	12	65.3 400m	0:11.20 400m	0:23.17 [9] (0:11.20)	0:11.97 [3] (0:11.97)	2.82L			0:34.62 -3
5	8	ARTS OBJECT Angela Jones	1	64.0 400m	0:11.46 400m	0:23.43 [4] (0:11.46)	0:11.97 [5] (0:11.97)	3.11L			0:35.12 -7
6	2	UNCOMMON VALOUR Cejay Graham	4	64.4 400m	0:11.40 400m	0:23.47 [5] (0:11.40)	0:12.07 [6] (0:12.07)	3.95L			0:35.17 +1
7	11	HALLSIDE MARTINI Taylor Marshall	3	65.8 400m	0:11.33 400m	0:23.48 [6] (0:11.33)	0:12.15 [4] (0:12.15)	4.16L			0:35.05 -7
8	4	CARBONETTI Boris Thornton	10	66.0 Overall	0:11.46 1600m	0:24.43 [2] (0:11.64)	0:12.79 [8] (0:12.79)	8.65L			0:36.13 -1
9	1	CACOFONIX Andrew Mallyon	8	64.9 400m	0:11.52 400m	0:24.37 [8] (0:11.52)	0:12.85 [9] (0:12.85)	9.81L			0:36.05 +6
10	7	WEST CORK Nathan Evans	5	65.8 Overall	0:11.44 1600m	0:25.09 [1] (0:12.02)	0:13.07 [10] (0:13.07)	11.53L			0:36.83 -7

Scratched: Kapakiri (#6), Demon Darb (#5), Old Song (#13)

[] Ranking at each section and finish
 -:---: No data available at this section
 NA No data available

SCN Saddle cloth number
 DNF Did not finish
 DNT Did not track



Horse/Jockey Name	Madame Odette
Final Rank	1
Fastest Section Time (Section)	0:11.09 (400m)
Top Speed [km/h] (Section)	66.5 (400m)
Race State	Finished



Eagle Farm QLD Professional
Race 2: SEASON GREETINGS FROM BRC Class 3 Plate - 1810m

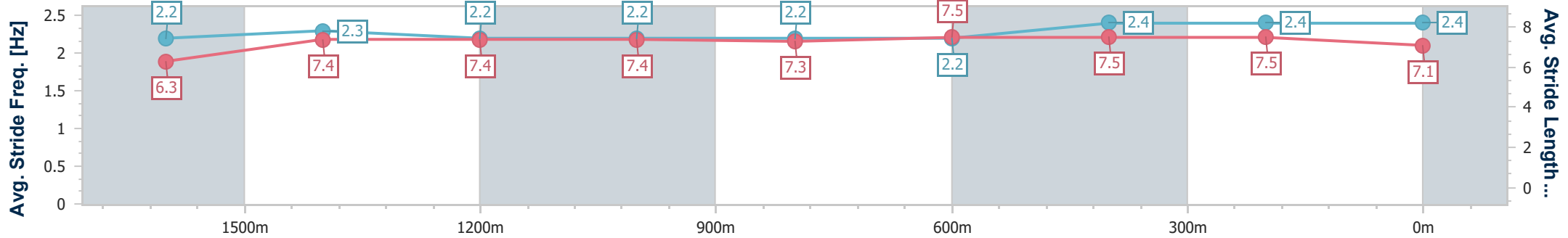
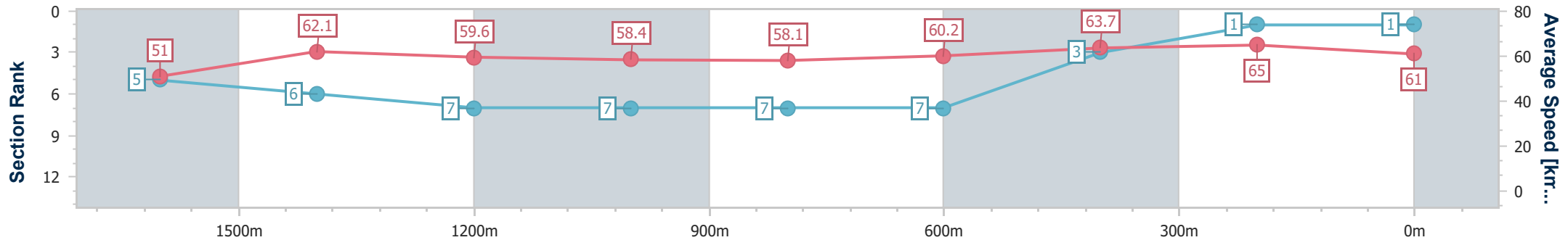
16 December 2023 - 12:14

Track Rating: Good 4, Weather: Fine, Rail Position: +2m Entire



BRISBANE RACING CLUB

Section	Overall	1600m	1400m	1200m	1000m	800m	600m	400m	200m
Section Times	1:50.05 [1] (0:14.98)	1:35.07 [5] (0:11.71)	1:23.36 [6] (0:12.10)	1:11.26 [7] (0:12.35)	0:58.91 [7] (0:12.52)	0:46.39 [7] (0:12.07)	0:34.32 [7] (0:11.36)	0:22.96 [3] (0:11.09)	0:11.87 [1] (0:11.87)
Average Speed [km/h]	51.0	62.1	59.6	58.4	58.1	60.2	63.7	65.0	61.0
Top Speed [km/h]	62.2	63.2	60.5	59.3	59.9	61.4	66.4	66.5	63.4
Avg. Dist. to Rail [m]	4.0	3.1	2.7	3.0	2.4	1.5	1.5	3.6	4.0
Avg. Stride Freq. [Hz]	2.2	2.3	2.2	2.2	2.2	2.2	2.4	2.4	2.4
Avg. Stride Length [m]	6.3	7.4	7.4	7.4	7.3	7.5	7.5	7.5	7.1



- [] Ranking at each section and finish
- .-.- No data available at this section
- NA No data available



Horse/Jockey Name	Princess Rhaenys
Final Rank	2
Fastest Section Time (Section)	0:11.02 (400m)
Top Speed [km/h] (Section)	66.5 (400m)
Race State	Finished



Eagle Farm QLD Professional
Race 2: SEASON GREETINGS FROM BRC Class 3 Plate - 1810m

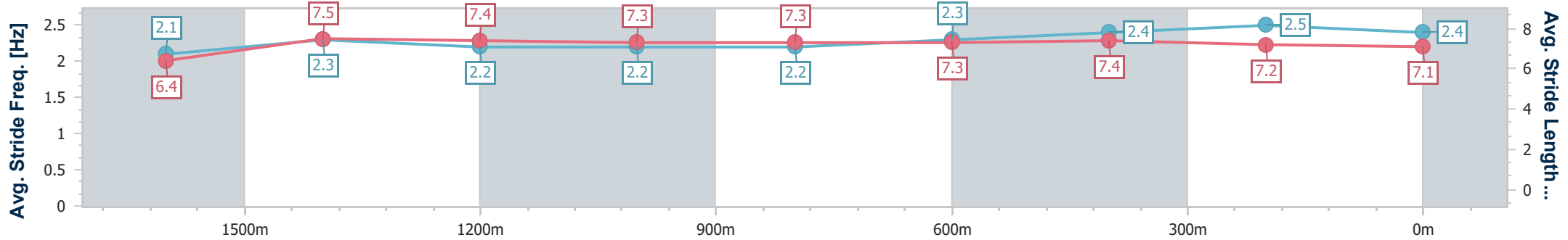
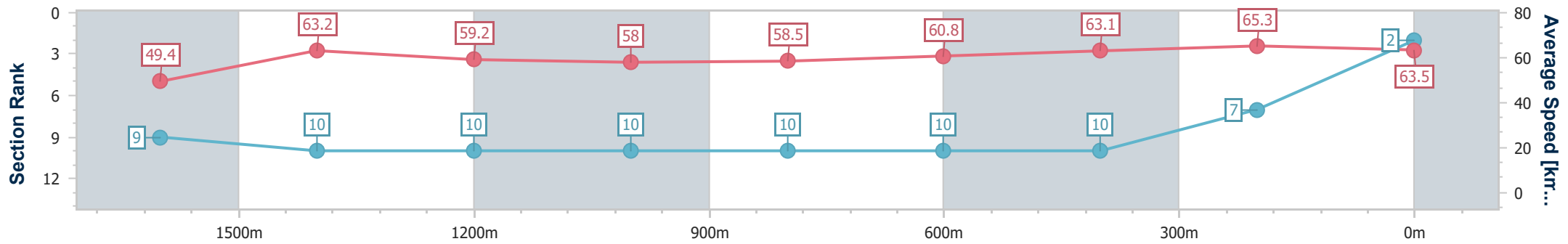
16 December 2023 - 12:14

Track Rating: Good 4, Weather: Fine, Rail Position: +2m Entire



BRISBANE RACING CLUB

Section	Overall	1600m	1400m	1200m	1000m	800m	600m	400m	200m				
Section Times	1:50.11 [2] (0:15.56)	1:34.55 [9] (0:11.44)	1:23.11 [10] (0:12.20)	1:10.91 [10] (0:12.41)	0:58.50 [10] (0:12.45)	0:46.05 [10] (0:11.97)	0:34.08 [10] (0:11.62)	0:22.46 [10] (0:11.02)	0:11.44 [7] (0:11.44)				
Average Speed [km/h]	49.4	63.2	59.2	58.0	58.5	60.8	63.1	65.3	63.5				
Top Speed [km/h]	62.5	64.2	61.3	58.8	59.3	62.3	66.1	66.5	64.6				
Avg. Dist. to Rail [m]	6.9	1.4	1.5	2.1	2.2	2.0	3.9	11.3	9.9				
Avg. Stride Freq. [Hz]	2.1	2.3	2.2	2.2	2.2	2.3	2.4	2.5	2.4				
Avg. Stride Length [m]	6.4	7.5	7.4	7.3	7.3	7.3	7.4	7.2	7.1				



- [] Ranking at each section and finish
- .-.- No data available at this section
- NA No data available



Horse/Jockey Name	Anemacore
Final Rank	3
Fastest Section Time (Section)	0:11.11 (400m)
Top Speed [km/h] (Section)	67.0 (400m)
Race State	Finished



Eagle Farm QLD Professional
Race 2: SEASON GREETINGS FROM BRC Class 3 Plate - 1810m

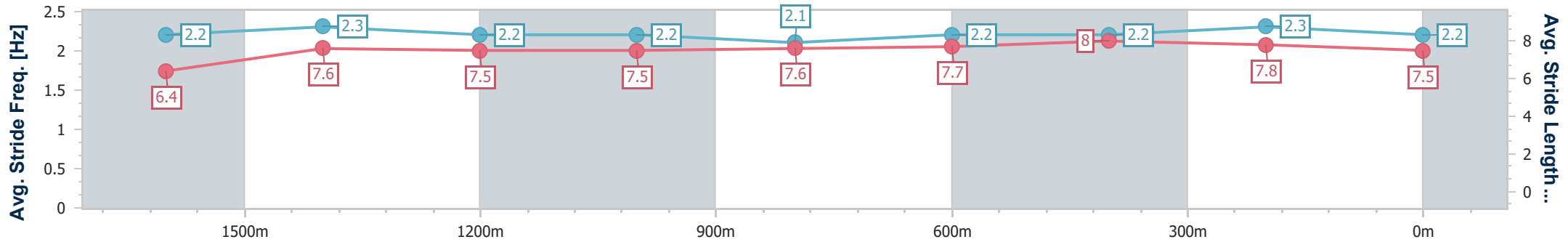
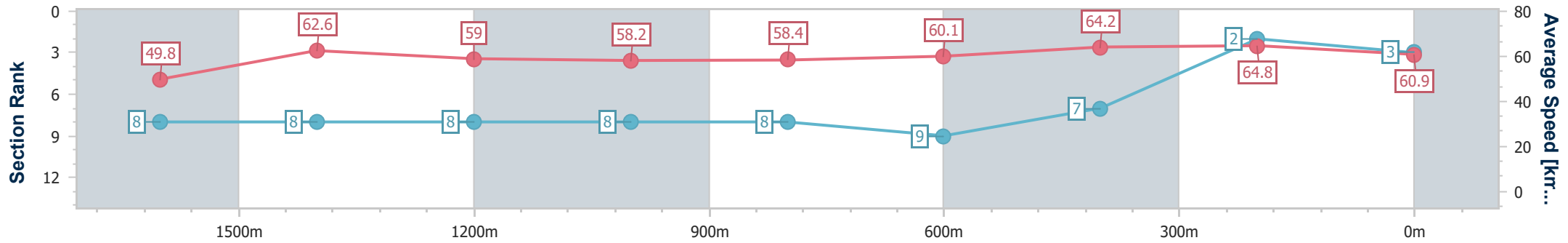
16 December 2023 - 12:14

Track Rating: Good 4, Weather: Fine, Rail Position: +2m Entire



BRISBANE RACING CLUB

Section	Overall	1600m	1400m	1200m	1000m	800m	600m	400m	200m
Section Times	1:50.33 [3] (0:15.22)	1:35.11 [8] (0:11.56)	1:23.55 [8] (0:12.19)	1:11.36 [8] (0:12.42)	0:58.94 [8] (0:12.49)	0:46.45 [8] (0:12.04)	0:34.41 [9] (0:11.38)	0:23.03 [7] (0:11.11)	0:11.92 [2] (0:11.92)
Average Speed [km/h]	49.8	62.6	59.0	58.2	58.4	60.1	64.2	64.8	60.9
Top Speed [km/h]	62.8	63.2	60.9	58.5	59.5	62.2	67.0	67.0	63.6
Avg. Dist. to Rail [m]	4.2	0.7	1.6	2.8	2.4	1.8	2.4	6.0	4.3
Avg. Stride Freq. [Hz]	2.2	2.3	2.2	2.2	2.1	2.2	2.2	2.3	2.2
Avg. Stride Length [m]	6.4	7.6	7.5	7.5	7.6	7.7	8.0	7.8	7.5



- [] Ranking at each section and finish
- .-.- No data available at this section
- NA No data available



Horse/Jockey Name	Fleur Du Monde
Final Rank	4
Fastest Section Time (Section)	0:11.20 (400m)
Top Speed [km/h] (Section)	65.3 (400m)
Race State	Finished



Eagle Farm QLD Professional
Race 2: SEASON GREETINGS FROM BRC Class 3 Plate - 1810m

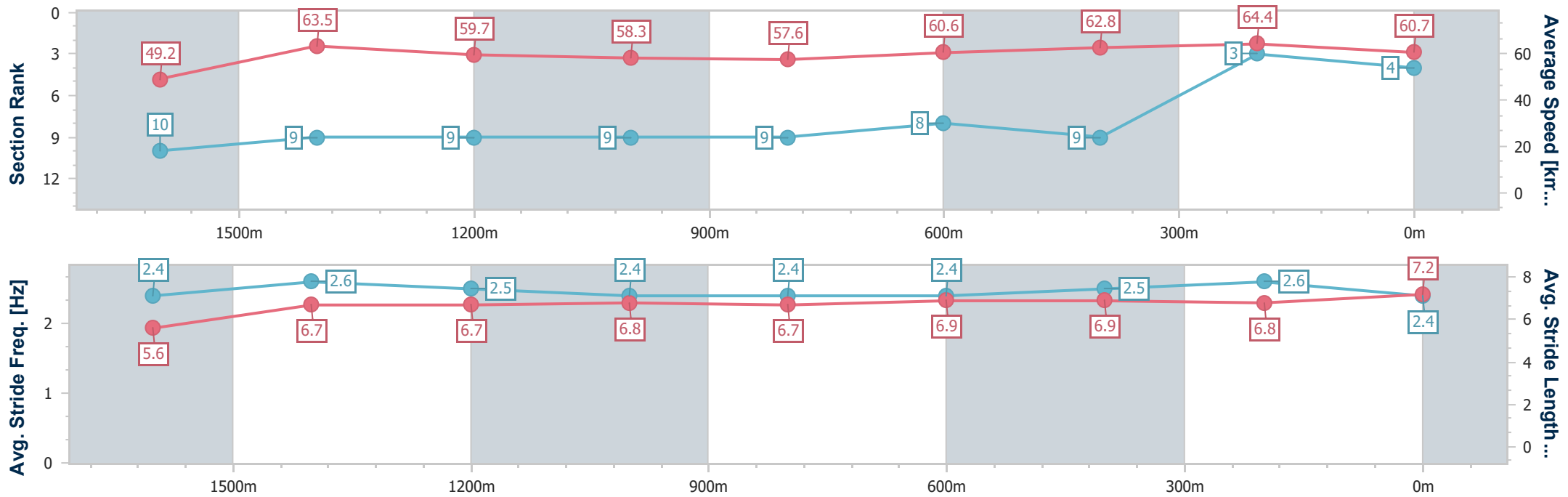
16 December 2023 - 12:14

Track Rating: Good 4, Weather: Fine, Rail Position: +2m Entire



BRISBANE RACING CLUB

Section	Overall	1600m	1400m	1200m	1000m	800m	600m	400m	200m
Section Times	1:50.52 [4] (0:15.63)	1:34.89 [10] (0:11.37)	1:23.52 [9] (0:12.07)	1:11.45 [9] (0:12.38)	0:59.07 [9] (0:12.59)	0:46.48 [9] (0:11.86)	0:34.62 [8] (0:11.45)	0:23.17 [9] (0:11.20)	0:11.97 [3] (0:11.97)
Average Speed [km/h]	49.2	63.5	59.7	58.3	57.6	60.6	62.8	64.4	60.7
Top Speed [km/h]	63.9	65.1	61.5	60.8	59.8	61.8	65.2	65.3	63.3
Avg. Dist. to Rail [m]	7.4	1.4	1.7	1.7	1.2	0.3	0.7	3.9	4.9
Avg. Stride Freq. [Hz]	2.4	2.6	2.5	2.4	2.4	2.4	2.5	2.6	2.4
Avg. Stride Length [m]	5.6	6.7	6.7	6.8	6.7	6.9	6.9	6.8	7.2



- [] Ranking at each section and finish
- .-.- No data available at this section
- NA No data available



Horse/Jockey Name	Arts Object
Final Rank	5
Fastest Section Time (Section)	0:11.46 (400m)
Top Speed [km/h] (Section)	64.0 (400m)
Race State	Finished



Eagle Farm QLD Professional
Race 2: SEASON GREETINGS FROM BRC Class 3 Plate - 1810m

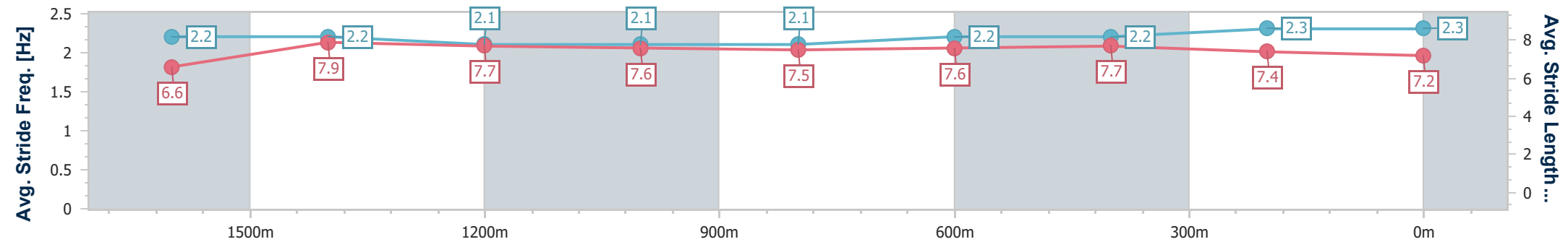
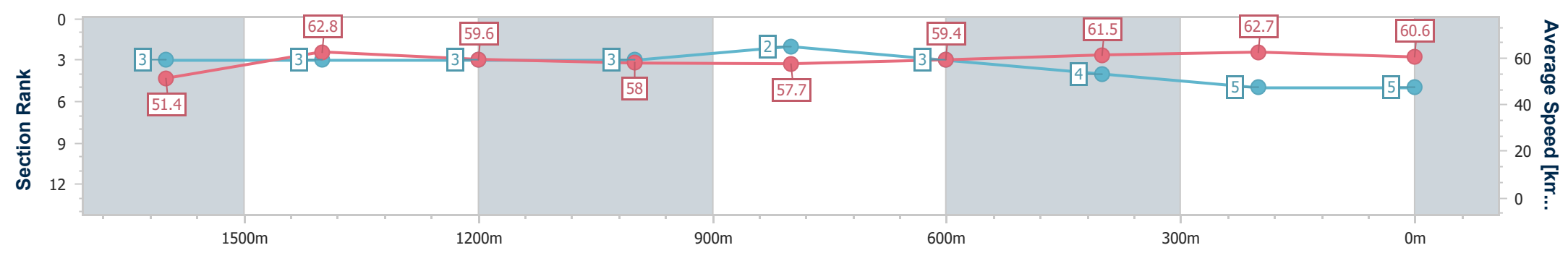
16 December 2023 - 12:14

Track Rating: Good 4, Weather: Fine, Rail Position: +2m Entire



BRISBANE RACING CLUB

Section	Overall	1600m	1400m	1200m	1000m	800m	600m	400m	200m				
Section Times	1:50.57 [5] (0:14.70)	1:35.87 [3] (0:11.50)	1:24.37 [3] (0:12.13)	1:12.24 [3] (0:12.38)	0:59.86 [3] (0:12.56)	0:47.30 [2] (0:12.18)	0:35.12 [3] (0:11.69)	0:23.43 [4] (0:11.46)	0:11.97 [5] (0:11.97)				
Average Speed [km/h]	51.4	62.8	59.6	58.0	57.7	59.4	61.5	62.7	60.6				
Top Speed [km/h]	63.5	63.9	60.8	59.3	58.6	61.2	62.3	64.0	62.6				
Avg. Dist. to Rail [m]	2.3	0.6	0.8	1.5	1.5	0.5	0.4	1.1	1.0				
Avg. Stride Freq. [Hz]	2.2	2.2	2.1	2.1	2.1	2.2	2.2	2.3	2.3				
Avg. Stride Length [m]	6.6	7.9	7.7	7.6	7.5	7.6	7.7	7.4	7.2				



- [] Ranking at each section and finish
- .-.- No data available at this section
- NA No data available



Horse/Jockey Name	Uncommon Valour
Final Rank	6
Fastest Section Time (Section)	0:11.40 (400m)
Top Speed [km/h] (Section)	64.4 (400m)
Race State	Finished



Eagle Farm QLD Professional
Race 2: SEASON GREETINGS FROM BRC Class 3 Plate - 1810m

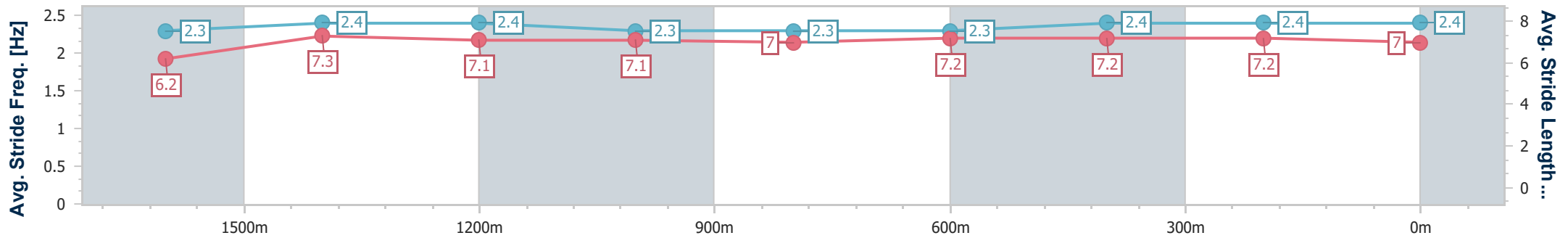
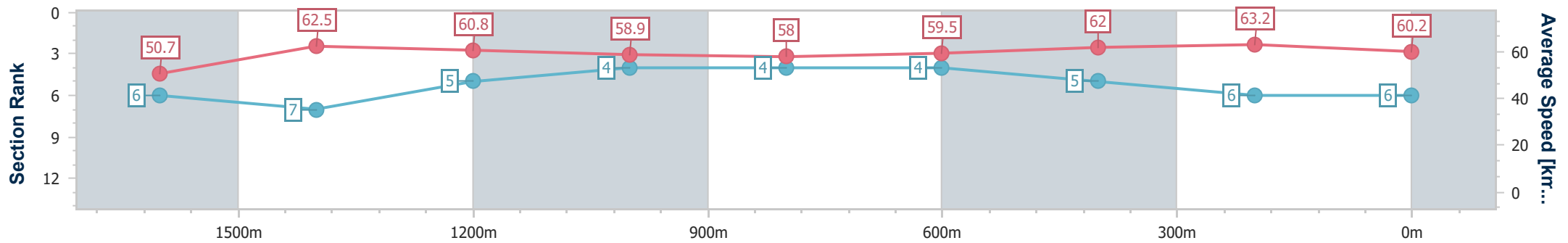
16 December 2023 - 12:14

Track Rating: Good 4, Weather: Fine, Rail Position: +2m Entire



BRISBANE RACING CLUB

Section	Overall	1600m	1400m	1200m	1000m	800m	600m	400m	200m				
Section Times	1:50.72 [6] (0:15.07)	1:35.65 [6] (0:11.64)	1:24.01 [7] (0:11.86)	1:12.15 [5] (0:12.24)	0:59.91 [4] (0:12.57)	0:47.34 [4] (0:12.17)	0:35.17 [4] (0:11.70)	0:23.47 [5] (0:11.40)	0:12.07 [6] (0:12.07)				
Average Speed [km/h]	50.7	62.5	60.8	58.9	58.0	59.5	62.0	63.2	60.2				
Top Speed [km/h]	62.4	64.4	61.9	61.3	59.4	60.7	63.5	64.4	63.0				
Avg. Dist. to Rail [m]	4.7	2.9	3.3	2.8	2.2	1.7	1.5	4.3	3.2				
Avg. Stride Freq. [Hz]	2.3	2.4	2.4	2.3	2.3	2.3	2.4	2.4	2.4				
Avg. Stride Length [m]	6.2	7.3	7.1	7.1	7.0	7.2	7.2	7.2	7.0				



- [] Ranking at each section and finish
- .-.- No data available at this section
- NA No data available



Horse/Jockey Name	Hallside Martini
Final Rank	7
Fastest Section Time (Section)	0:11.33 (400m)
Top Speed [km/h] (Section)	65.8 (400m)
Race State	Finished



Eagle Farm QLD Professional
Race 2: SEASON GREETINGS FROM BRC Class 3 Plate - 1810m

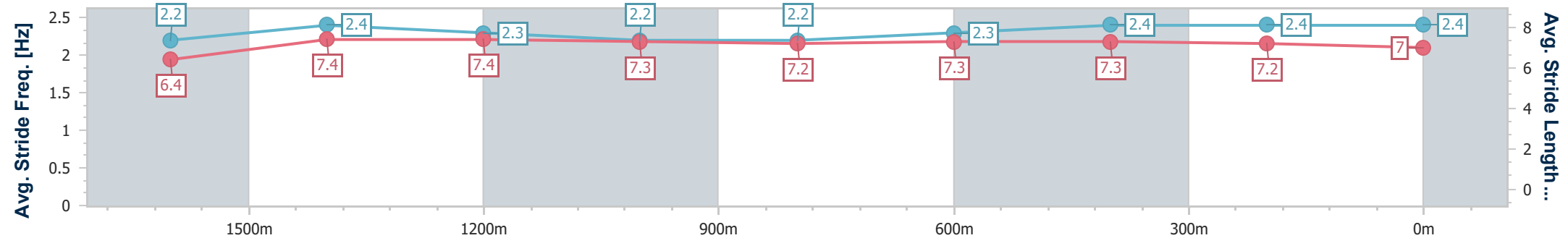
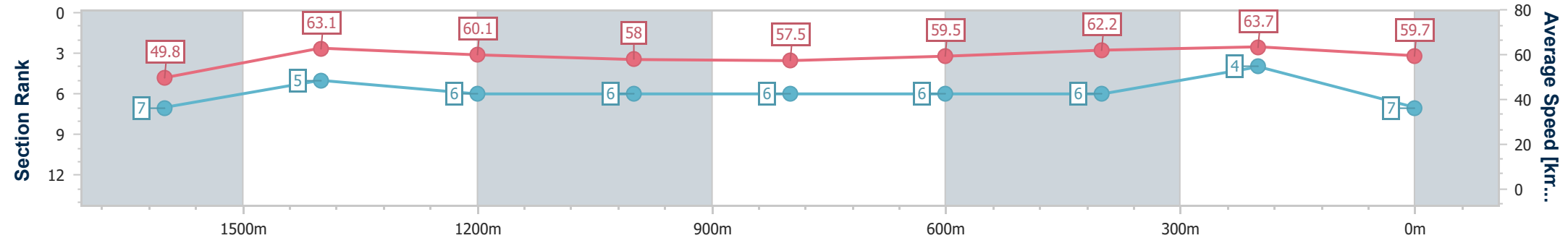
16 December 2023 - 12:14

Track Rating: Good 4, Weather: Fine, Rail Position: +2m Entire



BRISBANE RACING CLUB

Section	Overall	1600m	1400m	1200m	1000m	800m	600m	400m	200m			
Section Times	1:50.75 [7] (0:15.16)	1:35.59 [7] (0:11.41)	1:24.18 [5] (0:12.03)	1:12.15 [6] (0:12.40)	0:59.75 [6] (0:12.57)	0:47.18 [6] (0:12.13)	0:35.05 [6] (0:11.57)	0:23.48 [6] (0:11.33)	0:12.15 [4] (0:12.15)			
Average Speed [km/h]	49.8	63.1	60.1	58.0	57.5	59.5	62.2	63.7	59.7			
Top Speed [km/h]	62.5	65.1	61.1	59.6	59.1	61.8	64.0	65.8	62.7			
Avg. Dist. to Rail [m]	3.0	0.2	0.7	1.1	1.0	0.6	0.6	2.0	2.6			
Avg. Stride Freq. [Hz]	2.2	2.4	2.3	2.2	2.2	2.3	2.4	2.4	2.4			
Avg. Stride Length [m]	6.4	7.4	7.4	7.3	7.2	7.3	7.3	7.2	7.0			



- [] Ranking at each section and finish
- .-.- No data available at this section
- NA No data available



Horse/Jockey Name	Carbonetti
Final Rank	8
Fastest Section Time (Section)	0:11.46 (1600m)
Top Speed [km/h] (Section)	66.0 (Overall)
Race State	Finished



Eagle Farm QLD Professional
Race 2: SEASON GREETINGS FROM BRC Class 3 Plate - 1810m

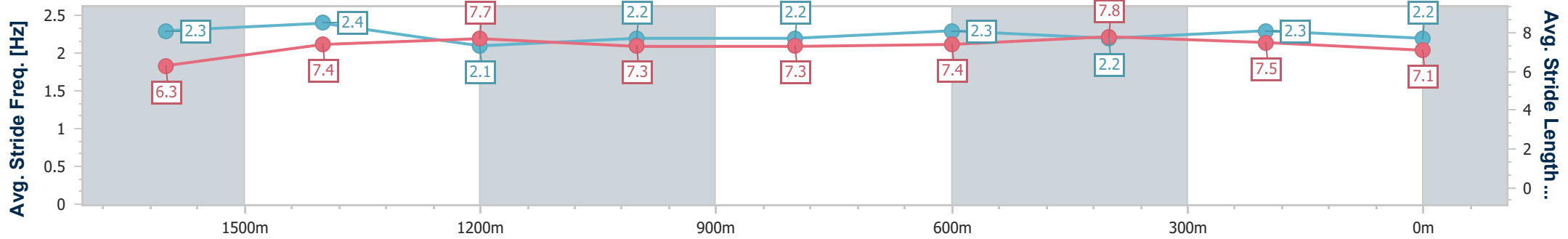
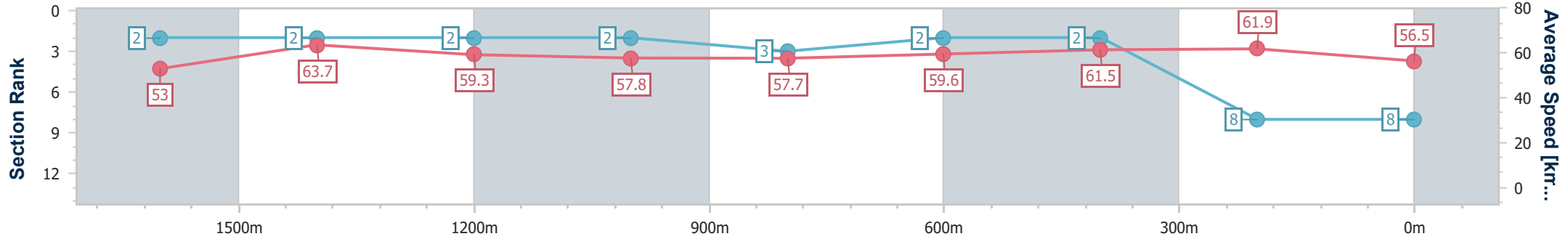
16 December 2023 - 12:14

Track Rating: Good 4, Weather: Fine, Rail Position: +2m Entire



BRISBANE RACING CLUB

Section	Overall	1600m	1400m	1200m	1000m	800m	600m	400m	200m
Section Times	1:51.52 [8] (0:14.63)	1:36.89 [2] (0:11.46)	1:25.43 [2] (0:12.13)	1:13.30 [2] (0:12.49)	1:00.81 [2] (0:12.56)	0:48.25 [3] (0:12.12)	0:36.13 [2] (0:11.70)	0:24.43 [2] (0:11.64)	0:12.79 [8] (0:12.79)
Average Speed [km/h]	53.0	63.7	59.3	57.8	57.7	59.6	61.5	61.9	56.5
Top Speed [km/h]	66.0	65.9	60.7	58.9	58.9	60.6	62.8	63.3	59.3
Avg. Dist. to Rail [m]	8.4	3.4	1.6	1.7	1.4	0.6	0.8	3.0	3.0
Avg. Stride Freq. [Hz]	2.3	2.4	2.1	2.2	2.2	2.3	2.2	2.3	2.2
Avg. Stride Length [m]	6.3	7.4	7.7	7.3	7.3	7.4	7.8	7.5	7.1



- [] Ranking at each section and finish
- .-.- No data available at this section
- NA No data available



Horse/Jockey Name	Cacophonix
Final Rank	9
Fastest Section Time (Section)	0:11.52 (400m)
Top Speed [km/h] (Section)	64.9 (400m)
Race State	Finished



Eagle Farm QLD Professional
Race 2: SEASON GREETINGS FROM BRC Class 3 Plate - 1810m

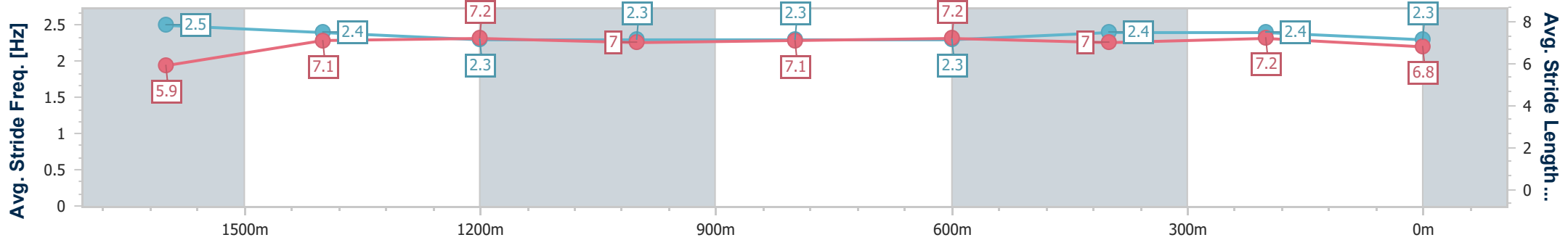
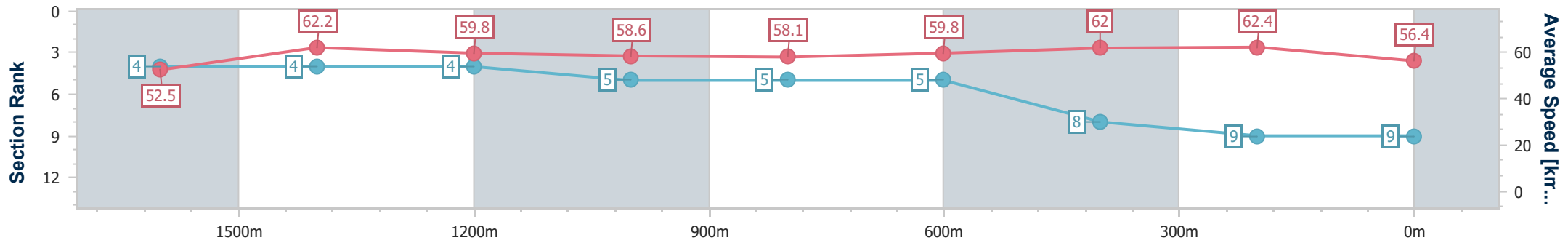
16 December 2023 - 12:14

Track Rating: Good 4, Weather: Fine, Rail Position: +2m Entire



BRISBANE RACING CLUB

Section	Overall	1600m	1400m	1200m	1000m	800m	600m	400m	200m
Section Times	1:51.71 [9] (0:14.71)	1:37.00 [4] (0:11.71)	1:25.29 [4] (0:12.09)	1:13.20 [4] (0:12.30)	1:00.90 [5] (0:12.68)	0:48.22 [5] (0:12.17)	0:36.05 [5] (0:11.68)	0:24.37 [8] (0:11.52)	0:12.85 [9] (0:12.85)
Average Speed [km/h]	52.5	62.2	59.8	58.6	58.1	59.8	62.0	62.4	56.4
Top Speed [km/h]	63.6	63.5	61.4	59.6	59.0	61.4	64.7	64.9	59.7
Avg. Dist. to Rail [m]	7.3	3.4	3.2	3.3	4.1	2.8	1.0	1.8	3.1
Avg. Stride Freq. [Hz]	2.5	2.4	2.3	2.3	2.3	2.3	2.4	2.4	2.3
Avg. Stride Length [m]	5.9	7.1	7.2	7.0	7.1	7.2	7.0	7.2	6.8



- [] Ranking at each section and finish
- .-.- No data available at this section
- NA No data available



Horse/Jockey Name	West Cork
Final Rank	10
Fastest Section Time (Section)	0:11.44 (1600m)
Top Speed [km/h] (Section)	65.8 (Overall)
Race State	Finished



Eagle Farm QLD Professional
Race 2: SEASON GREETINGS FROM BRC Class 3 Plate - 1810m

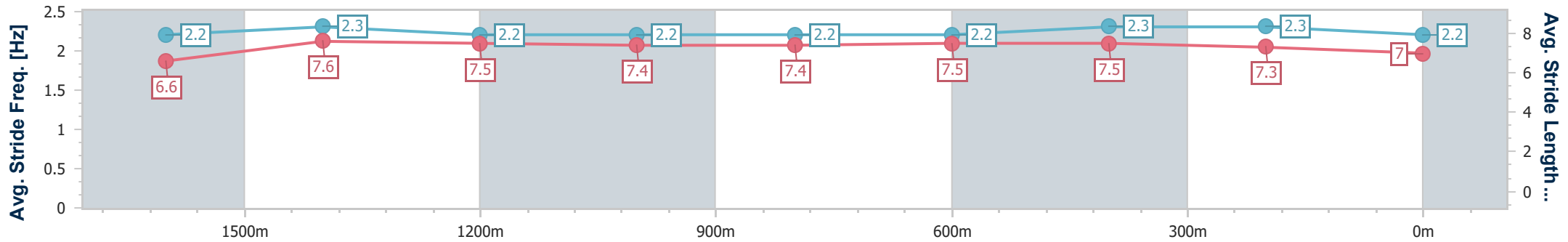
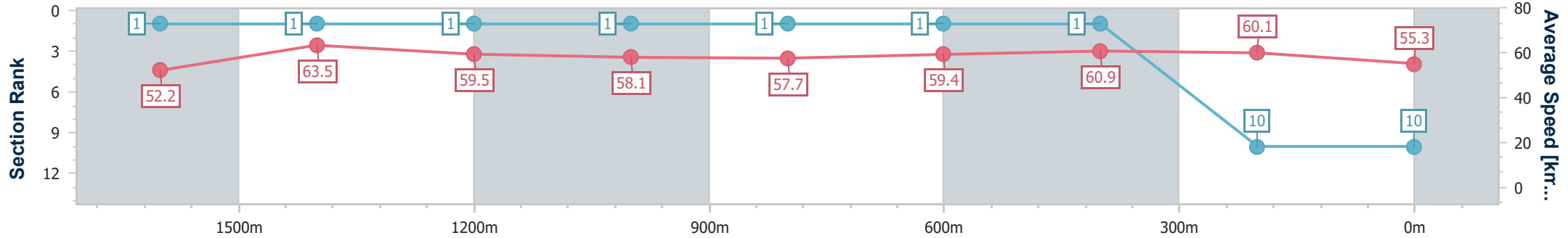
16 December 2023 - 12:14

Track Rating: Good 4, Weather: Fine, Rail Position: +2m Entire



BRISBANE RACING CLUB

Section	Overall	1600m	1400m	1200m	1000m	800m	600m	400m	200m
Section Times	1:52.01 [10] (0:14.62)	1:37.39 [1] (0:11.44)	1:25.95 [1] (0:12.14)	1:13.81 [1] (0:12.40)	1:01.41 [1] (0:12.53)	0:48.88 [1] (0:12.05)	0:36.83 [1] (0:11.74)	0:25.09 [1] (0:12.02)	0:13.07 [10] (0:13.07)
Average Speed [km/h]	52.2	63.5	59.5	58.1	57.7	59.4	60.9	60.1	55.3
Top Speed [km/h]	65.8	65.2	60.9	59.0	58.7	61.1	61.6	61.0	58.3
Avg. Dist. to Rail [m]	5.2	2.2	1.4	1.7	0.6	1.1	0.9	1.4	0.7
Avg. Stride Freq. [Hz]	2.2	2.3	2.2	2.2	2.2	2.2	2.3	2.3	2.2
Avg. Stride Length [m]	6.6	7.6	7.5	7.4	7.4	7.5	7.5	7.3	7.0



- [] Ranking at each section and finish
- .-.- No data available at this section
- NA No data available