



Eagle Farm QLD Professional

Race 4: XXXX Fillies and Mares BENCHMARK 78 Handicap - 1200m

16 December 2023 - 13:24



BRISBANE
RACING CLUB

Track Rating: Good 4, Weather: Fine, Rail Position: +2m Entire

Section												Last 600m		
Field Times		Overall	1000m	800m	600m	400m	200m						0:35.04	
		1:09.94 (0:12.73)	0:57.21 (0:10.82)	0:46.39 (0:11.35)	0:35.04 (0:11.41)	0:23.63 (0:11.35)	0:12.28 (0:12.28)							
Rank	TAB	Horse/Jockey	Barrier	Top Speed [km/h]	Fastest Section							Margin	Distance Travelled [m]	
1	13	CENTRESTONE Mark Du Plessis	4	68.8 1000m	0:10.83 1000m	1:09.94 [1] (0:13.40)	0:56.54 [8] (0:10.83)	0:45.71 [6] (0:11.33)	0:34.38 [7] (0:11.23)	0:23.15 [6] (0:11.11)	0:12.04 [3] (0:12.04)	1:09.94	0:34.38	
2	5	MAID TO FIT James Orman	13	71.2 Overall	0:10.82 1000m	1:10.29 [2] (0:12.73)	0:57.56 [1] (0:10.82)	0:46.74 [2] (0:11.50)	0:35.24 [2] (0:11.29)	0:23.95 [2] (0:11.32)	0:12.63 [1] (0:12.63)	2.03L	0:35.24	+5
3	3	GLORIOUS RUBY Marnu Potgieter	6	68.6 600m	0:10.93 1000m	1:10.30 [3] (0:13.42)	0:56.88 [9] (0:10.93)	0:45.95 [9] (0:11.40)	0:34.55 [9] (0:11.09)	0:23.46 [8] (0:11.05)	0:12.41 [2] (0:12.41)	2.08L	0:34.55	+0
4	9	FUMIKO Boris Thornton	5	69.2 1000m	0:10.95 1000m	1:10.34 [4] (0:13.60)	0:56.74 [10] (0:10.95)	0:45.79 [10] (0:11.26)	0:34.53 [10] (0:11.19)	0:23.34 [10] (0:11.00)	0:12.34 [7] (0:12.34)	2.32L	0:34.53	+2
5	6	MISHANI ROYALE Jim Byrne	3	68.3 Overall	0:11.05 1000m	1:10.37 [5] (0:12.91)	0:57.46 [4] (0:11.05)	0:46.41 [4] (0:11.20)	0:35.21 [3] (0:11.39)	0:23.82 [4] (0:11.37)	0:12.45 [4] (0:12.45)	2.51L	0:35.21	-5
6	8	EN POINTE Michael Rodd	2	68.4 Overall	0:11.14 1000m	1:10.68 [6] (0:13.02)	0:57.66 [5] (0:11.14)	0:46.52 [5] (0:11.33)	0:35.19 [6] (0:11.31)	0:23.88 [7] (0:11.30)	0:12.58 [8] (0:12.58)	4.32L	0:35.19	-3
7	11	PARACHUTER Ben Thompson	1	68.6 1000m	0:11.10 800m	1:10.74 [7] (0:13.19)	0:57.55 [7] (0:11.16)	0:46.39 [8] (0:11.10)	0:35.29 [5] (0:11.41)	0:23.88 [9] (0:11.37)	0:12.51 [9] (0:12.51)	4.68L	0:35.29	+0
8	7	MY SNOW QUEEN Kyle Wilson-Taylor	9	69.3 1000m	0:11.07 1000m	1:10.83 [8] (0:12.88)	0:57.95 [3] (0:11.07)	0:46.88 [3] (0:11.41)	0:35.47 [4] (0:11.17)	0:24.30 [3] (0:11.40)	0:12.90 [5] (0:12.90)	5.2L	0:35.47	+2
9	2	BURNISH GOLD Angela Jones	8	68.4 1000m	0:11.19 600m	1:10.84 [9] (0:13.05)	0:57.79 [6] (0:11.23)	0:46.56 [7] (0:11.31)	0:35.25 [8] (0:11.19)	0:24.06 [5] (0:11.52)	0:12.54 [10] (0:12.54)	5.26L	0:35.25	+1
10	10	MISS COOTA Robbie Dolan	11	71.2 1000m	0:10.72 1000m	1:11.12 [10] (0:12.83)	0:58.29 [2] (0:10.72)	0:47.57 [1] (0:11.35)	0:36.22 [1] (0:11.41)	0:24.81 [1] (0:11.66)	0:13.15 [6] (0:13.15)	6.91L	0:36.22	-2

Scratched: Perfect Mission (#1), Burning Bell (#12), Amity Gal (#4)

[] Ranking at each section and finish
 -:-:- No data available at this section
 NA No data available

SCN Saddle cloth number
 DNF Did not finish
 DNT Did not track



Horse/Jockey Name	Centrestone
Final Rank	1
Fastest Section Time (Section)	0:10.83 (1000m)
Top Speed [km/h] (Section)	68.8 (1000m)
Race State	Finished

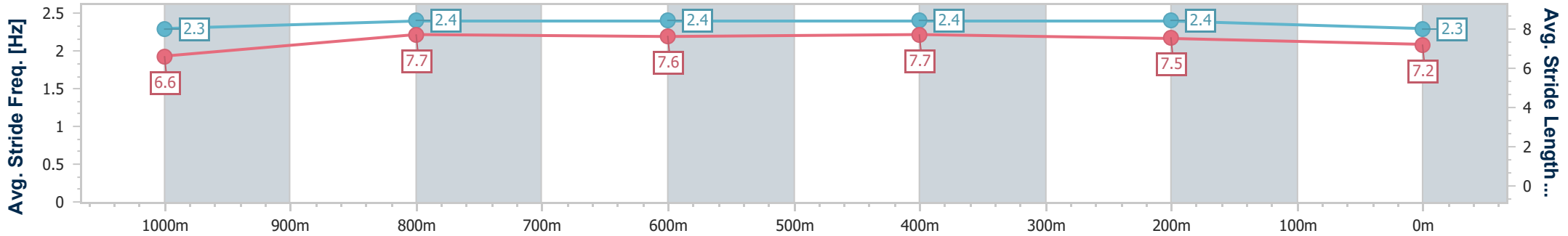
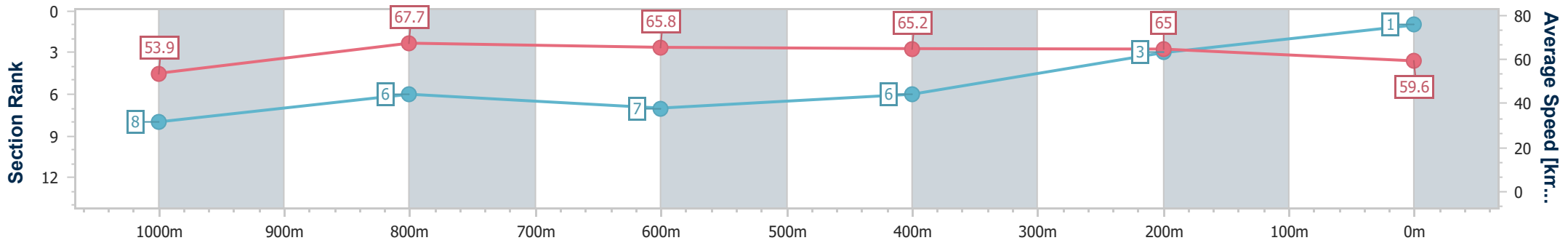


Eagle Farm QLD Professional
 Race 4: XXXX Fillies and Mares BENCHMARK 78 Handicap - 1200m
 16 December 2023 - 13:24
 Track Rating: Good 4, Weather: Fine, Rail Position: +2m Entire



BRISBANE
RACING CLUB

Section	Overall	1000m	800m	600m	400m	200m
Section Times	1:09.94 [1] (0:13.40)	0:56.54 [8] (0:10.83)	0:45.71 [6] (0:11.33)	0:34.38 [7] (0:11.23)	0:23.15 [6] (0:11.11)	0:12.04 [3] (0:12.04)
Average Speed [km/h]	53.9	67.7	65.8	65.2	65.0	59.6
Top Speed [km/h]	66.2	68.8	67.7	66.8	66.8	63.4
Avg. Dist. to Rail [m]	4.1	4.1	7.2	3.7	4.3	5.5
Avg. Stride Freq. [Hz]	2.3	2.4	2.4	2.4	2.4	2.3
Avg. Stride Length [m]	6.6	7.7	7.6	7.7	7.5	7.2



- [] Ranking at each section and finish
- .-.- No data available at this section
- NA No data available



Horse/Jockey Name	Maid To Fit
Final Rank	2
Fastest Section Time (Section)	0:10.82 (1000m)
Top Speed [km/h] (Section)	71.2 (Overall)
Race State	Finished

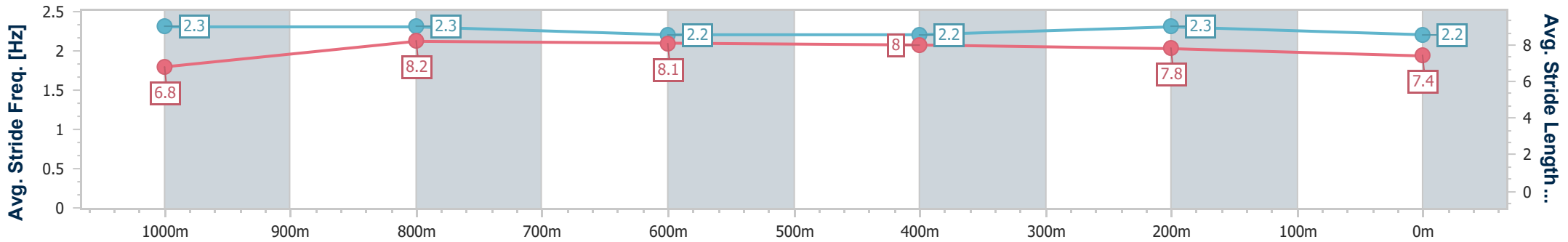
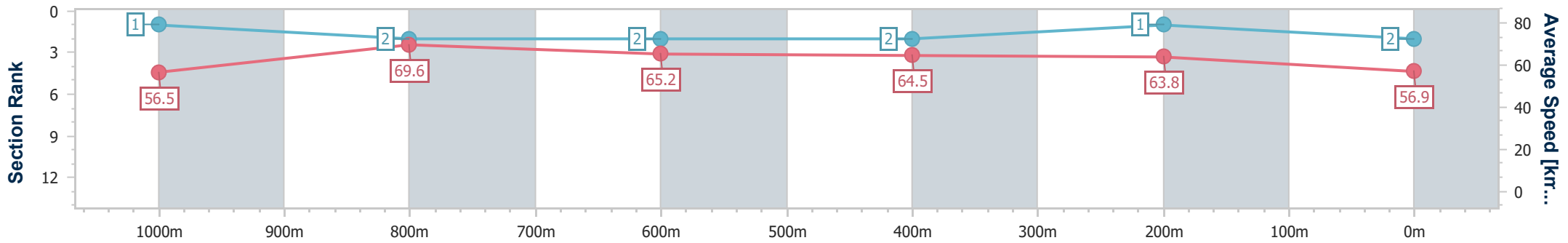


Eagle Farm QLD Professional
 Race 4: XXXX Fillies and Mares BENCHMARK 78 Handicap - 1200m
 16 December 2023 - 13:24
 Track Rating: Good 4, Weather: Fine, Rail Position: +2m Entire



BRISBANE
 RACING CLUB

Section	Overall	1000m	800m	600m	400m	200m
Section Times	1:10.29 [2] (0:12.73)	0:57.56 [1] (0:10.82)	0:46.74 [2] (0:11.50)	0:35.24 [2] (0:11.29)	0:23.95 [2] (0:11.32)	0:12.63 [1] (0:12.63)
Average Speed [km/h]	56.5	69.6	65.2	64.5	63.8	56.9
Top Speed [km/h]	71.2	70.9	67.5	66.2	65.2	61.5
Avg. Dist. to Rail [m]	9.6	8.1	8.8	3.1	4.5	3.1
Avg. Stride Freq. [Hz]	2.3	2.3	2.2	2.2	2.3	2.2
Avg. Stride Length [m]	6.8	8.2	8.1	8.0	7.8	7.4



- [] Ranking at each section and finish
- .-.- No data available at this section
- NA No data available



Horse/Jockey Name	Glorious Ruby
Final Rank	3
Fastest Section Time (Section)	0:10.93 (1000m)
Top Speed [km/h] (Section)	68.6 (600m)
Race State	Finished

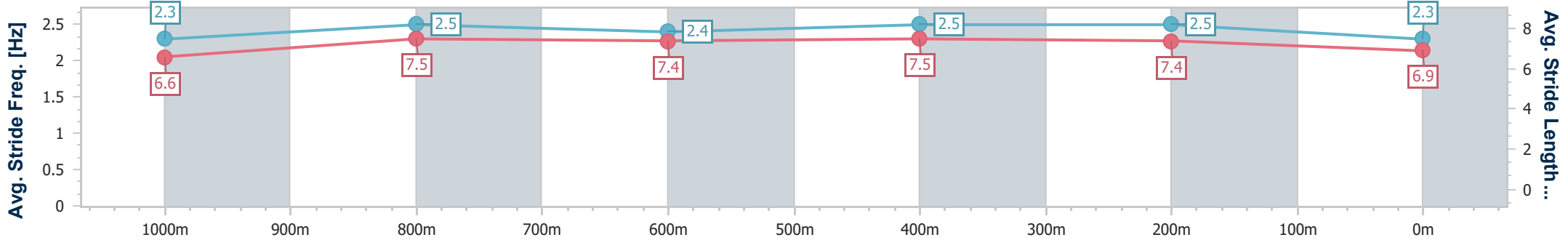
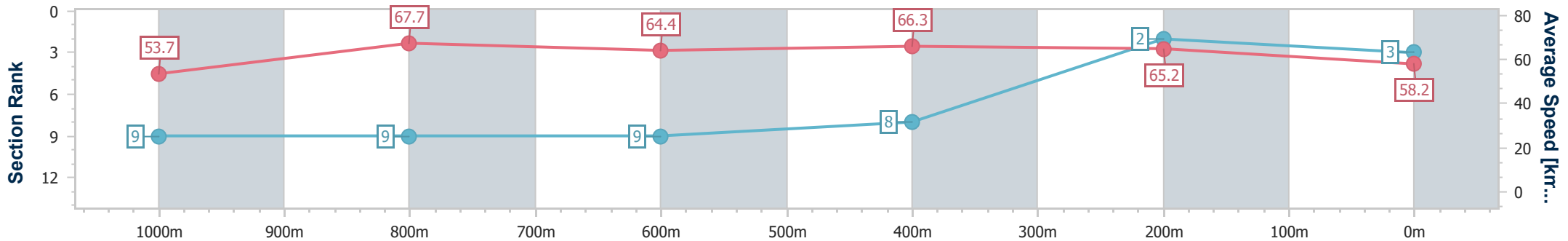


Eagle Farm QLD Professional
 Race 4: XXXX Fillies and Mares BENCHMARK 78 Handicap - 1200m
 16 December 2023 - 13:24
 Track Rating: Good 4, Weather: Fine, Rail Position: +2m Entire



BRISBANE
 RACING CLUB

Section	Overall	1000m	800m	600m	400m	200m
Section Times	1:10.30 [3] (0:13.42)	0:56.88 [9] (0:10.93)	0:45.95 [9] (0:11.40)	0:34.55 [9] (0:11.09)	0:23.46 [8] (0:11.05)	0:12.41 [2] (0:12.41)
Average Speed [km/h]	53.7	67.7	64.4	66.3	65.2	58.2
Top Speed [km/h]	68.0	68.5	65.5	68.6	68.3	62.4
Avg. Dist. to Rail [m]	5.4	4.9	4.3	5.0	7.7	7.9
Avg. Stride Freq. [Hz]	2.3	2.5	2.4	2.5	2.5	2.3
Avg. Stride Length [m]	6.6	7.5	7.4	7.5	7.4	6.9



- [] Ranking at each section and finish
- .-.- No data available at this section
- NA No data available



Horse/Jockey Name	Fumiko
Final Rank	4
Fastest Section Time (Section)	0:10.95 (1000m)
Top Speed [km/h] (Section)	69.2 (1000m)
Race State	Finished

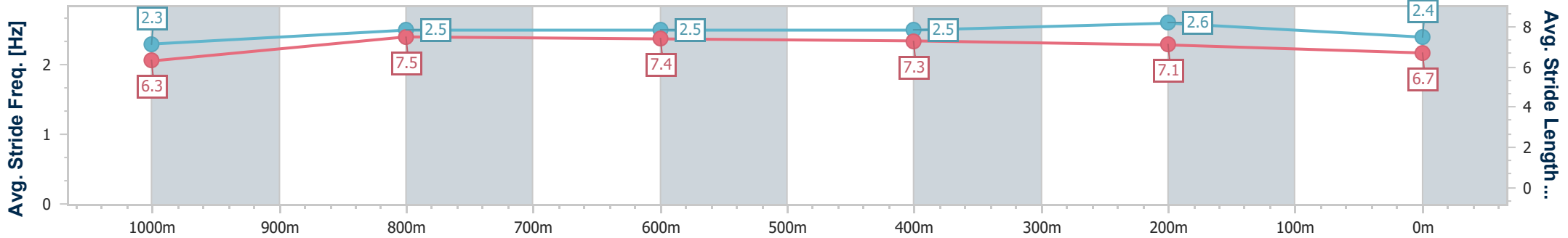
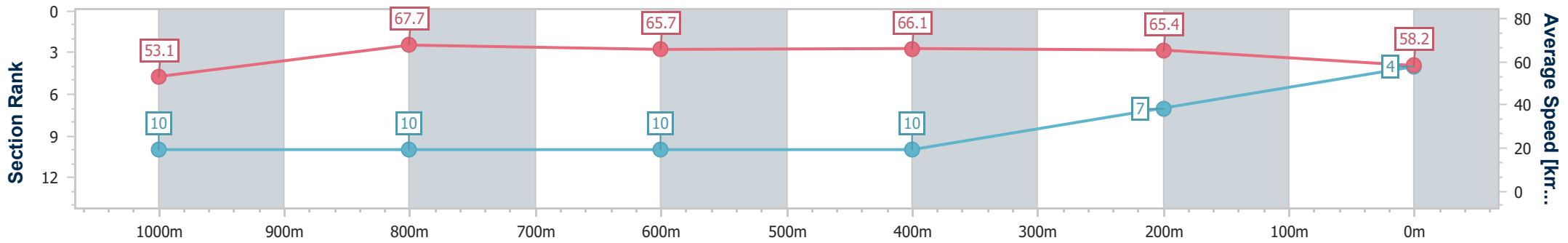


Eagle Farm QLD Professional
 Race 4: XXXX Fillies and Mares BENCHMARK 78 Handicap - 1200m
 16 December 2023 - 13:24
 Track Rating: Good 4, Weather: Fine, Rail Position: +2m Entire



BRISBANE
RACING CLUB

Section	Overall	1000m	800m	600m	400m	200m
Section Times	1:10.34 [4] (0:13.60)	0:56.74 [10] (0:10.95)	0:45.79 [10] (0:11.26)	0:34.53 [10] (0:11.19)	0:23.34 [10] (0:11.00)	0:12.34 [7] (0:12.34)
Average Speed [km/h]	53.1	67.7	65.7	66.1	65.4	58.2
Top Speed [km/h]	65.3	69.2	67.1	68.2	68.4	62.9
Avg. Dist. to Rail [m]	4.4	5.7	6.1	5.0	6.0	4.7
Avg. Stride Freq. [Hz]	2.3	2.5	2.5	2.5	2.6	2.4
Avg. Stride Length [m]	6.3	7.5	7.4	7.3	7.1	6.7



- [] Ranking at each section and finish
- .-.- No data available at this section
- NA No data available



Horse/Jockey Name	Mishani Royale
Final Rank	5
Fastest Section Time (Section)	0:11.05 (1000m)
Top Speed [km/h] (Section)	68.3 (Overall)
Race State	Finished

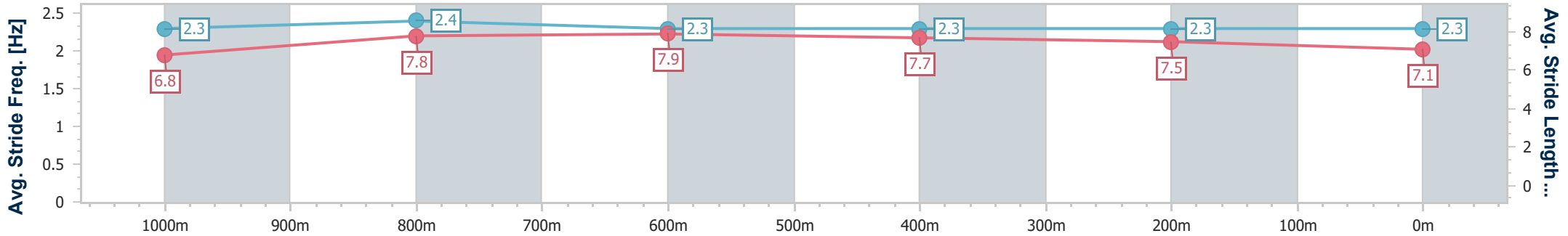
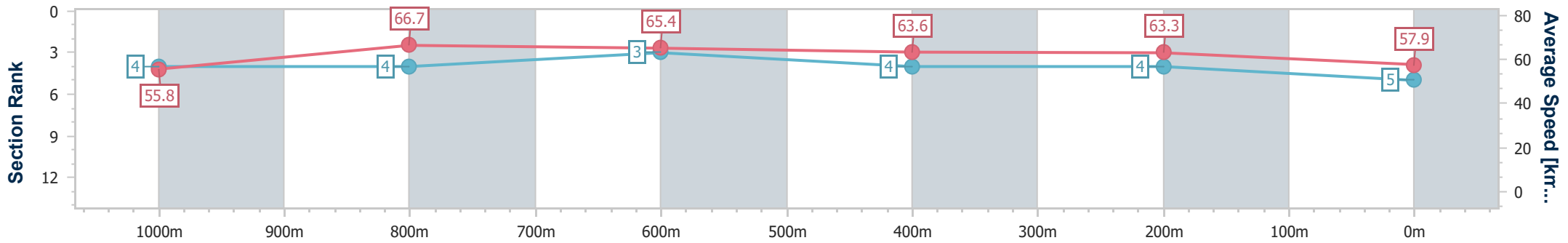


Eagle Farm QLD Professional
 Race 4: XXXX Fillies and Mares BENCHMARK 78 Handicap - 1200m
 16 December 2023 - 13:24
 Track Rating: Good 4, Weather: Fine, Rail Position: +2m Entire



BRISBANE
 RACING CLUB

Section	Overall	1000m	800m	600m	400m	200m
Section Times	1:10.37 [5] (0:12.91)	0:57.46 [4] (0:11.05)	0:46.41 [4] (0:11.20)	0:35.21 [3] (0:11.39)	0:23.82 [4] (0:11.37)	0:12.45 [4] (0:12.45)
Average Speed [km/h]	55.8	66.7	65.4	63.6	63.3	57.9
Top Speed [km/h]	68.3	68.3	66.7	65.0	64.8	61.9
Avg. Dist. to Rail [m]	3.3	4.6	3.5	1.4	3.4	2.4
Avg. Stride Freq. [Hz]	2.3	2.4	2.3	2.3	2.3	2.3
Avg. Stride Length [m]	6.8	7.8	7.9	7.7	7.5	7.1



- [] Ranking at each section and finish
- .-.- No data available at this section
- NA No data available



Horse/Jockey Name	En Pointe
Final Rank	6
Fastest Section Time (Section)	0:11.14 (1000m)
Top Speed [km/h] (Section)	68.4 (Overall)
Race State	Finished

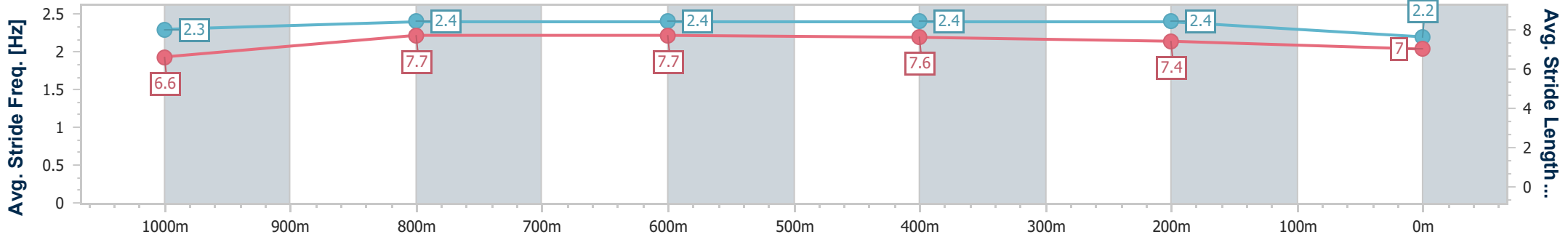
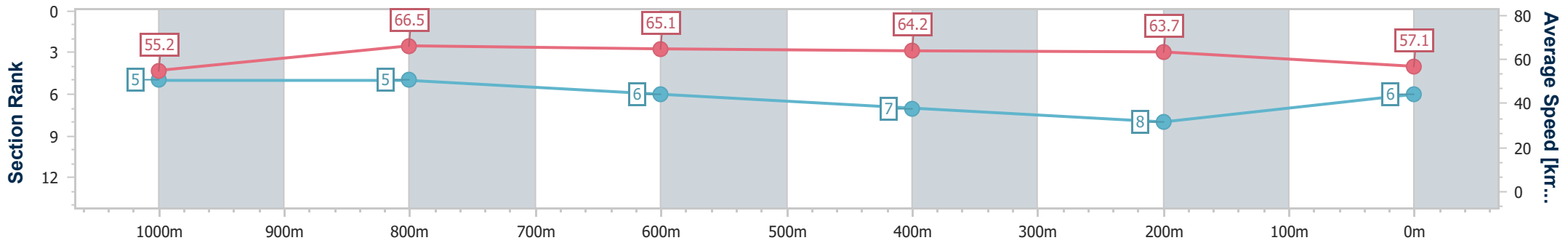


Eagle Farm QLD Professional
 Race 4: XXXX Fillies and Mares BENCHMARK 78 Handicap - 1200m
 16 December 2023 - 13:24
 Track Rating: Good 4, Weather: Fine, Rail Position: +2m Entire



BRISBANE
 RACING CLUB

Section	Overall	1000m	800m	600m	400m	200m
Section Times	1:10.68 [6] (0:13.02)	0:57.66 [5] (0:11.14)	0:46.52 [5] (0:11.33)	0:35.19 [6] (0:11.31)	0:23.88 [7] (0:11.30)	0:12.58 [8] (0:12.58)
Average Speed [km/h]	55.2	66.5	65.1	64.2	63.7	57.1
Top Speed [km/h]	68.4	68.2	66.5	65.4	65.1	61.6
Avg. Dist. to Rail [m]	3.4	5.3	5.1	1.8	4.0	3.2
Avg. Stride Freq. [Hz]	2.3	2.4	2.4	2.4	2.4	2.2
Avg. Stride Length [m]	6.6	7.7	7.7	7.6	7.4	7.0



- [] Ranking at each section and finish
- .-.- No data available at this section
- NA No data available



Horse/Jockey Name	Parachuter
Final Rank	7
Fastest Section Time (Section)	0:11.10 (800m)
Top Speed [km/h] (Section)	68.6 (1000m)
Race State	Finished

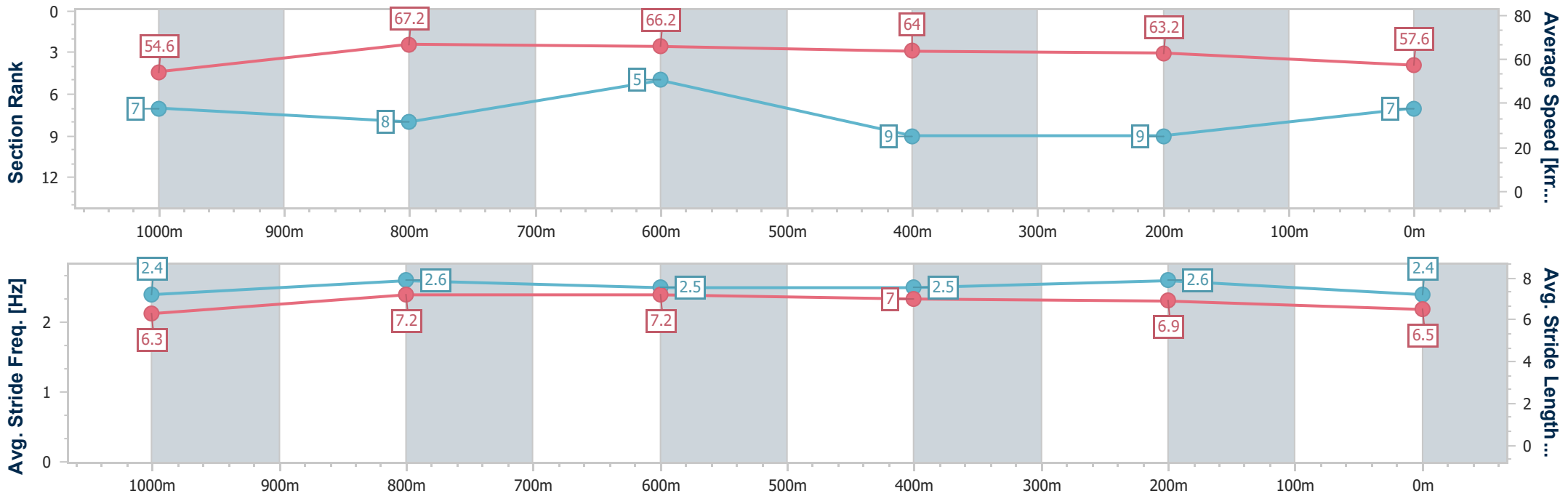


Eagle Farm QLD Professional
 Race 4: XXXX Fillies and Mares BENCHMARK 78 Handicap - 1200m
 16 December 2023 - 13:24
 Track Rating: Good 4, Weather: Fine, Rail Position: +2m Entire



BRISBANE RACING CLUB

Section	Overall	1000m	800m	600m	400m	200m
Section Times	1:10.74 [7] (0:13.19)	0:57.55 [7] (0:11.16)	0:46.39 [8] (0:11.10)	0:35.29 [5] (0:11.41)	0:23.88 [9] (0:11.37)	0:12.51 [9] (0:12.51)
Average Speed [km/h]	54.6	67.2	66.2	64.0	63.2	57.6
Top Speed [km/h]	67.4	68.6	68.4	65.3	65.2	60.5
Avg. Dist. to Rail [m]	4.0	7.2	4.3	3.1	3.2	3.8
Avg. Stride Freq. [Hz]	2.4	2.6	2.5	2.5	2.6	2.4
Avg. Stride Length [m]	6.3	7.2	7.2	7.0	6.9	6.5



- [] Ranking at each section and finish
- .-.- No data available at this section
- NA No data available



Horse/Jockey Name	My Snow Queen
Final Rank	8
Fastest Section Time (Section)	0:11.07 (1000m)
Top Speed [km/h] (Section)	69.3 (1000m)
Race State	Finished

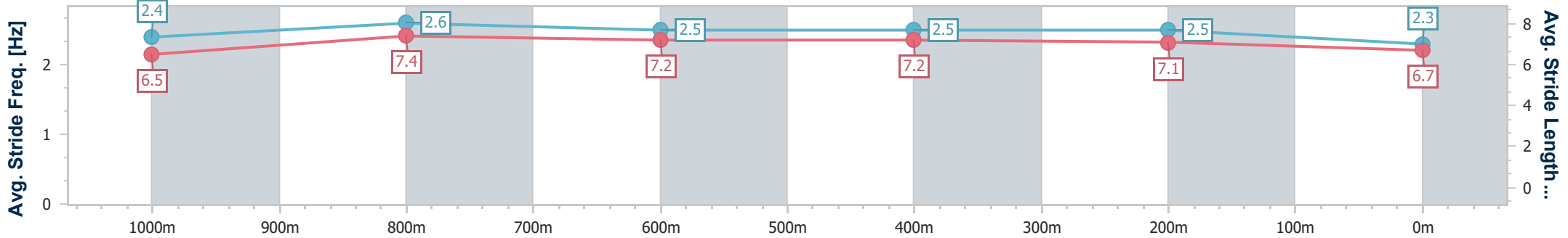
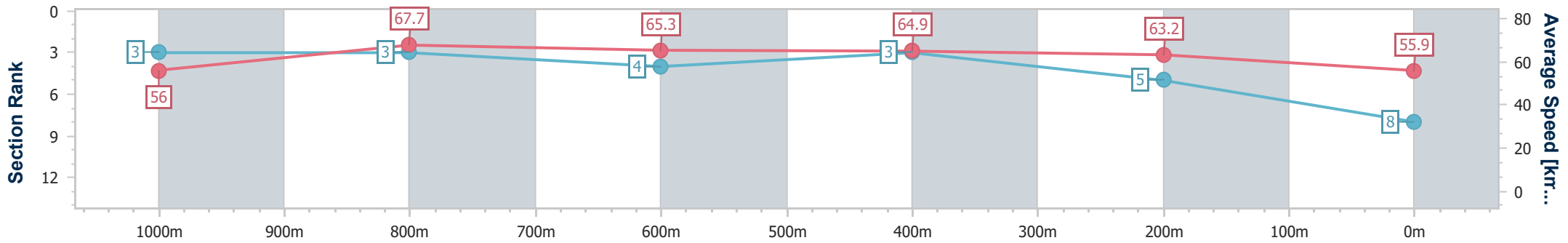


Eagle Farm QLD Professional
 Race 4: XXXX Fillies and Mares BENCHMARK 78 Handicap - 1200m
 16 December 2023 - 13:24
 Track Rating: Good 4, Weather: Fine, Rail Position: +2m Entire



BRISBANE RACING CLUB

Section	Overall	1000m	800m	600m	400m	200m
Section Times	1:10.83 [8] (0:12.88)	0:57.95 [3] (0:11.07)	0:46.88 [3] (0:11.41)	0:35.47 [4] (0:11.17)	0:24.30 [3] (0:11.40)	0:12.90 [5] (0:12.90)
Average Speed [km/h]	56.0	67.7	65.3	64.9	63.2	55.9
Top Speed [km/h]	69.2	69.3	66.8	66.1	64.9	60.6
Avg. Dist. to Rail [m]	8.4	7.2	7.5	1.9	4.1	3.9
Avg. Stride Freq. [Hz]	2.4	2.6	2.5	2.5	2.5	2.3
Avg. Stride Length [m]	6.5	7.4	7.2	7.2	7.1	6.7



- [] Ranking at each section and finish
- .-.- No data available at this section
- NA No data available



Horse/Jockey Name	Burnish Gold
Final Rank	9
Fastest Section Time (Section)	0:11.19 (600m)
Top Speed [km/h] (Section)	68.4 (1000m)
Race State	Finished

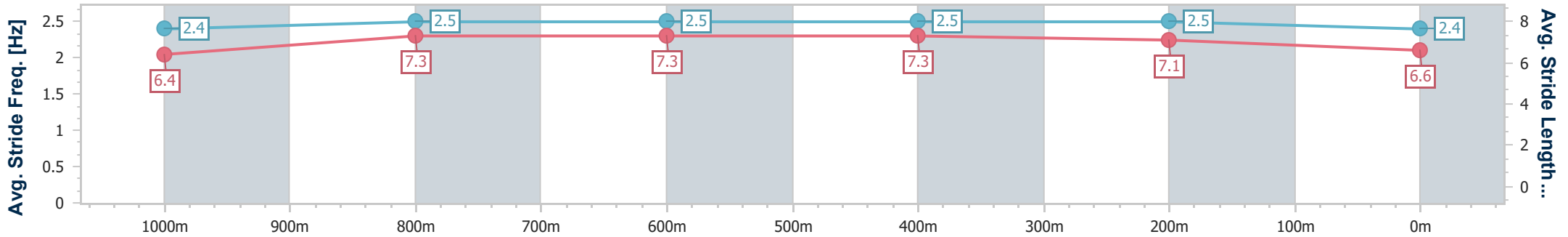
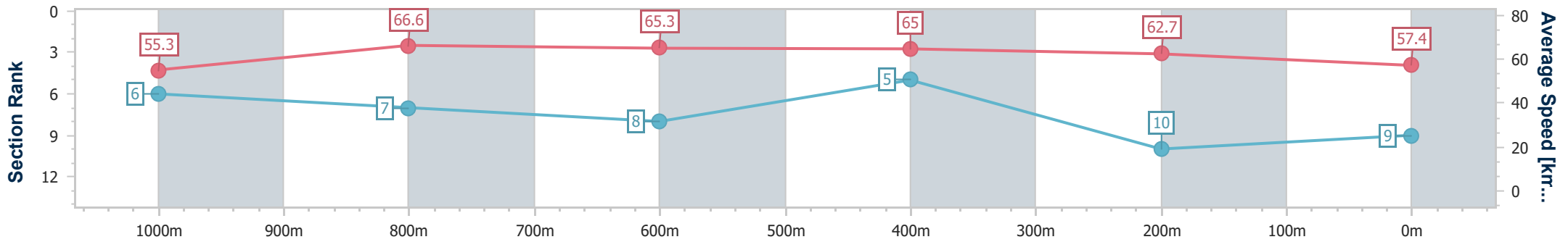


Eagle Farm QLD Professional
 Race 4: XXXX Fillies and Mares BENCHMARK 78 Handicap - 1200m
 16 December 2023 - 13:24
 Track Rating: Good 4, Weather: Fine, Rail Position: +2m Entire



BRISBANE
 RACING CLUB

Section	Overall	1000m	800m	600m	400m	200m
Section Times	1:10.84 [9] (0:13.05)	0:57.79 [6] (0:11.23)	0:46.56 [7] (0:11.31)	0:35.25 [8] (0:11.19)	0:24.06 [5] (0:11.52)	0:12.54 [10] (0:12.54)
Average Speed [km/h]	55.3	66.6	65.3	65.0	62.7	57.4
Top Speed [km/h]	67.8	68.4	65.7	67.3	65.1	61.3
Avg. Dist. to Rail [m]	7.1	7.5	4.8	2.9	8.3	8.2
Avg. Stride Freq. [Hz]	2.4	2.5	2.5	2.5	2.5	2.4
Avg. Stride Length [m]	6.4	7.3	7.3	7.3	7.1	6.6



- [] Ranking at each section and finish
- .-.- No data available at this section
- NA No data available



Horse/Jockey Name	Miss Coota
Final Rank	10
Fastest Section Time (Section)	0:10.72 (1000m)
Top Speed [km/h] (Section)	71.2 (1000m)
Race State	Finished

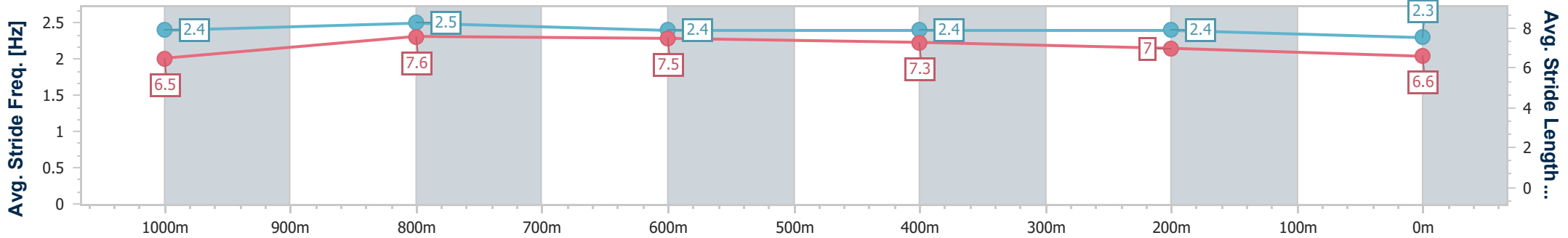
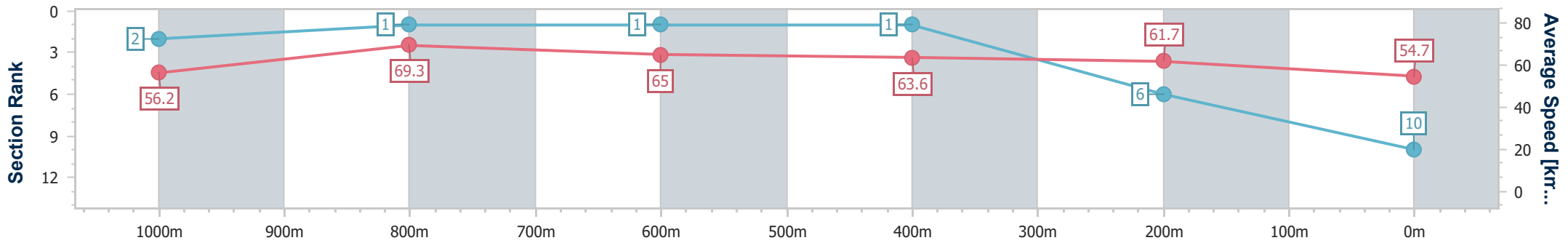


Eagle Farm QLD Professional
 Race 4: XXXX Fillies and Mares BENCHMARK 78 Handicap - 1200m
 16 December 2023 - 13:24
 Track Rating: Good 4, Weather: Fine, Rail Position: +2m Entire



BRISBANE RACING CLUB

Section	Overall	1000m	800m	600m	400m	200m
Section Times	1:11.12 [10] (0:12.83)	0:58.29 [2] (0:10.72)	0:47.57 [1] (0:11.35)	0:36.22 [1] (0:11.41)	0:24.81 [1] (0:11.66)	0:13.15 [6] (0:13.15)
Average Speed [km/h]	56.2	69.3	65.0	63.6	61.7	54.7
Top Speed [km/h]	71.1	71.2	68.2	64.9	63.6	59.5
Avg. Dist. to Rail [m]	8.9	5.4	5.6	1.6	1.8	0.5
Avg. Stride Freq. [Hz]	2.4	2.5	2.4	2.4	2.4	2.3
Avg. Stride Length [m]	6.5	7.6	7.5	7.3	7.0	6.6



- [] Ranking at each section and finish
- .-.- No data available at this section
- NA No data available