



Eagle Farm QLD Professional

Race 6: ROKU GIN BENCHMARK 78 Handicap - 1400m

16 December 2023 - 14:49



BRISBANE
RACING CLUB

Track Rating: Good 4, Weather: Fine, Rail Position: +2m Entire

Section												Last 600m					
Field Times												0:35.34					
	Overall	1200m	1000m	800m	600m	400m											
	1:23.11 (0:13.60)	1:09.51 (0:11.13)	0:58.38 (0:11.53)	0:46.85 (0:11.51)	0:35.34 (0:11.64)	0:23.70 (0:11.56)											
Rank	TAB	Horse/Jockey	Barrier	Top Speed [km/h]	Fastest Section												Distance Travelled [m]
1	12	LIGHT OF BOOM Ryan Maloney	9	66.6 400m	0:11.17 400m	1:23.11 [1] (0:14.16)	1:08.95 [7] (0:11.31)	0:57.64 [7] (0:11.80)	0:45.84 [7] (0:11.33)	0:34.51 [6] (0:11.22)	0:23.29 [6] (0:11.17)	0:34.51					
2	7	SHA OF GOMER James Orman	2	64.9 Overall	0:11.33 1200m	1:23.30 [2] (0:13.79)	1:09.51 [3] (0:11.33)	0:58.18 [4] (0:11.51)	0:46.67 [4] (0:11.42)	0:35.25 [3] (0:11.59)	0:23.66 [4] (0:11.54)	0:35.25 -2					
3	4	THE DROVER Cejay Graham	6	65.5 1200m	0:11.24 1200m	1:23.44 [3] (0:13.80)	1:09.64 [4] (0:11.24)	0:58.40 [3] (0:11.55)	0:46.85 [3] (0:11.48)	0:35.37 [4] (0:11.46)	0:23.91 [3] (0:11.44)	0:35.37 +7					
4	1	BEAUFORT PARK Martin Harley	11	66.7 1200m	0:11.04 1200m	1:23.72 [4] (0:14.15)	1:09.57 [6] (0:11.04)	0:58.53 [6] (0:11.55)	0:46.98 [5] (0:11.59)	0:35.39 [5] (0:11.42)	0:23.97 [5] (0:11.33)	0:35.39 +4					
5	9	STAY SAFE Kyle Wilson-Taylor	7	65.7 400m	0:11.20 1200m	1:23.86 [5] (0:13.99)	1:09.87 [5] (0:11.20)	0:58.67 [5] (0:11.80)	0:46.87 [6] (0:11.65)	0:35.22 [7] (0:11.30)	0:23.92 [7] (0:11.36)	0:35.22 +1					
6	3	MOB BUSTER Marnu Potgieter	13	66.3 400m	0:11.16 1200m	1:23.86 [6] (0:14.95)	1:08.91 [10] (0:11.16)	0:57.75 [10] (0:11.67)	0:46.08 [10] (0:11.46)	0:34.62 [10] (0:11.23)	0:23.39 [10] (0:11.17)	0:34.62 +4					
7	13	TOO MUCH CLASS Ben Thompson	12	66.3 1200m	0:11.09 1200m	1:23.93 [7] (0:14.71)	1:09.22 [9] (0:11.09)	0:58.13 [9] (0:11.59)	0:46.54 [8] (0:11.43)	0:35.11 [8] (0:11.22)	0:23.89 [8] (0:11.36)	0:35.11 +1					
8	8	HAMLET VON SNITZEL Michael Rodd	5	65.6 Overall	0:11.18 1200m	1:24.03 [8] (0:13.61)	1:10.42 [2] (0:11.18)	0:59.24 [2] (0:11.47)	0:47.77 [1] (0:11.66)	0:36.11 [2] (0:11.58)	0:24.53 [2] (0:11.60)	0:36.11 +4					
9	2	FLASHING STEEL Bailey Wheeler	8	67.2 1200m	0:11.13 1200m	1:25.02 [9] (0:13.60)	1:11.42 [1] (0:11.13)	1:00.29 [1] (0:11.56)	0:48.73 [2] (0:11.48)	0:37.25 [1] (0:11.64)	0:25.61 [1] (0:12.00)	0:37.25 -4					
10	5	KAIBERRY Angela Jones	10	67.2 600m	0:11.36 600m	1:25.03 [10] (0:14.33)	1:10.70 [8] (0:11.39)	0:59.31 [8] (0:11.68)	0:47.63 [9] (0:11.50)	0:36.13 [9] (0:11.36)	0:24.77 [9] (0:11.72)	0:36.13 +13					

Scratched: Pacific Padrino (#11), Wolf Moon (#10), Titanium (#6)

Report Created: Sat 16 December 2023 15:18 GMT (Note: Timing is based on position data)

Page 1/12

[] Ranking at each section and finish
 -:-:- No data available at this section
 NA No data available

SCN Saddle cloth number
 DNF Did not finish
 DNT Did not track

data processed by TRIPLES DATA



Eagle Farm QLD Professional

Race 6: ROKU GIN BENCHMARK 78 Handicap - 1400m

16 December 2023 - 14:49



BRISBANE
RACING CLUB

Track Rating: Good 4, Weather: Fine, Rail Position: +2m Entire

Section							200m			Last 600m
Field Times							0:12.14			0:35.34
							(0:12.14)			
Rank	TAB	Horse/Jockey	Barrier	Top Speed [km/h]	Fastest Section	Margin			Distance Travelled [m]	
1	12	LIGHT OF BOOM Ryan Maloney	9	66.6 400m	0:11.17 400m	0:12.12 [2] (0:12.12)	1:23.11		0:34.51	
2	7	SHA OF GOMER James Orman	2	64.9 Overall	0:11.33 1200m	0:12.12 [5] (0:12.12)	1.07L		0:35.25 -2	
3	4	THE DROVER Cejay Graham	6	65.5 1200m	0:11.24 1200m	0:12.47 [1] (0:12.47)	1.89L		0:35.37 +7	
4	1	BEAUFORT PARK Martin Harley	11	66.7 1200m	0:11.04 1200m	0:12.64 [3] (0:12.64)	3.58L		0:35.39 +4	
5	9	STAY SAFE Kyle Wilson-Taylor	7	65.7 400m	0:11.20 1200m	0:12.56 [6] (0:12.56)	4.38L		0:35.22 +1	
6	3	MOB BUSTER Marnu Potgieter	13	66.3 400m	0:11.16 1200m	0:12.22 [9] (0:12.22)	4.38L		0:34.62 +4	
7	13	TOO MUCH CLASS Ben Thompson	12	66.3 1200m	0:11.09 1200m	0:12.53 [7] (0:12.53)	4.8L		0:35.11 +1	
8	8	HAMLET VON SNITZEL Michael Rodd	5	65.6 Overall	0:11.18 1200m	0:12.93 [4] (0:12.93)	5.39L		0:36.11 +4	
9	2	FLASHING STEEL Bailey Wheeler	8	67.2 1200m	0:11.13 1200m	0:13.61 [8] (0:13.61)	11.22L		0:37.25 -4	
10	5	KAIBERRY Angela Jones	10	67.2 600m	0:11.36 600m	0:13.05 [10] (0:13.05)	11.29L		0:36.13 +13	

Scratched: Pacific Padrino (#11), Wolf Moon (#10), Titanium (#6)

Report Created: Sat 16 December 2023 15:18 GMT (Note: Timing is based on position data)

Page 2/12

[] Ranking at each section and finish
 -:-:- No data available at this section
 NA No data available

SCN Saddle cloth number
 DNF Did not finish
 DNT Did not track

data processed by  TRIPLESDATA



Horse/Jockey Name	Light Of Boom
Final Rank	1
Fastest Section Time (Section)	0:11.17 (400m)
Top Speed [km/h] (Section)	66.6 (400m)
Race State	Finished



Eagle Farm QLD Professional

Race 6: ROKU GIN BENCHMARK 78 Handicap - 1400m

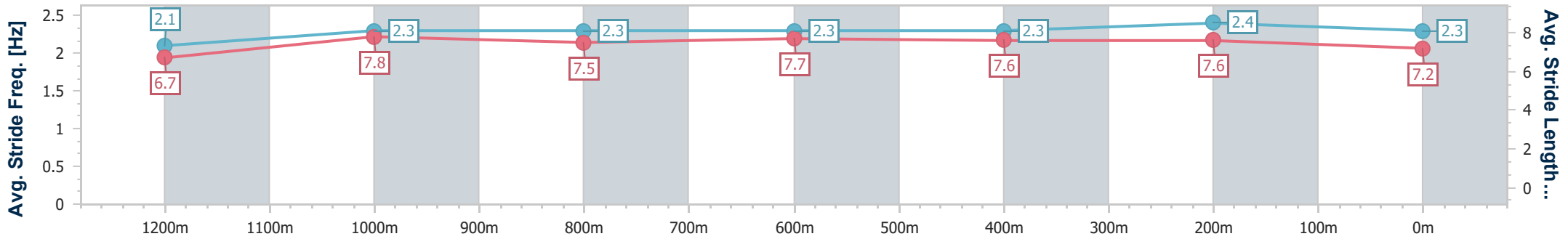
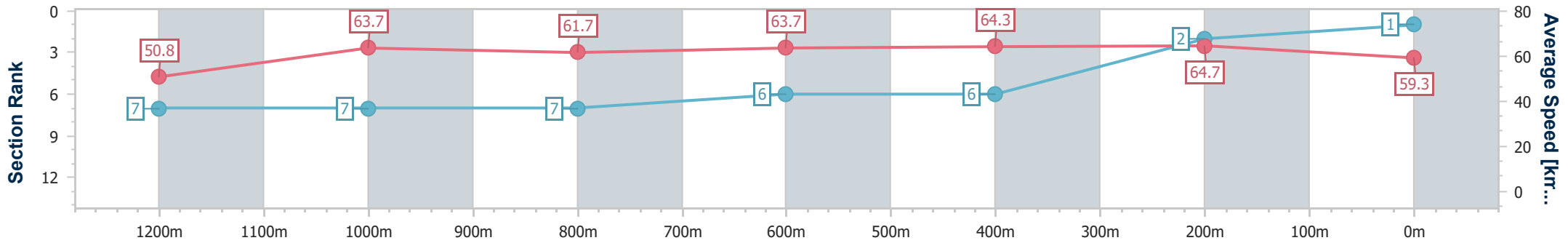
16 December 2023 - 14:49

Track Rating: Good 4, Weather: Fine, Rail Position: +2m Entire



BRISBANE RACING CLUB

Section	Overall	1200m	1000m	800m	600m	400m	200m
Section Times	1:23.11 [1] (0:14.16)	1:08.95 [7] (0:11.31)	0:57.64 [7] (0:11.80)	0:45.84 [7] (0:11.33)	0:34.51 [6] (0:11.22)	0:23.29 [6] (0:11.17)	0:12.12 [2] (0:12.12)
Average Speed [km/h]	50.8	63.7	61.7	63.7	64.3	64.7	59.3
Top Speed [km/h]	64.3	65.4	62.8	65.4	65.8	66.6	62.6
Avg. Dist. to Rail [m]	2.9	2.2	2.1	0.8	1.0	6.1	4.7
Avg. Stride Freq. [Hz]	2.1	2.3	2.3	2.3	2.3	2.4	2.3
Avg. Stride Length [m]	6.7	7.8	7.5	7.7	7.6	7.6	7.2



- [] Ranking at each section and finish
- .-.- No data available at this section
- NA No data available



Horse/Jockey Name	Sha Of Gomer
Final Rank	2
Fastest Section Time (Section)	0:11.33 (1200m)
Top Speed [km/h] (Section)	64.9 (Overall)
Race State	Finished



Eagle Farm QLD Professional

Race 6: ROKU GIN BENCHMARK 78 Handicap - 1400m

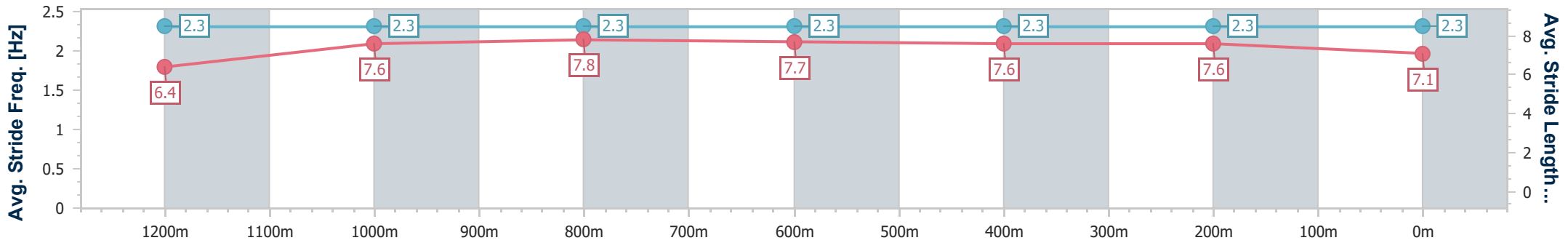
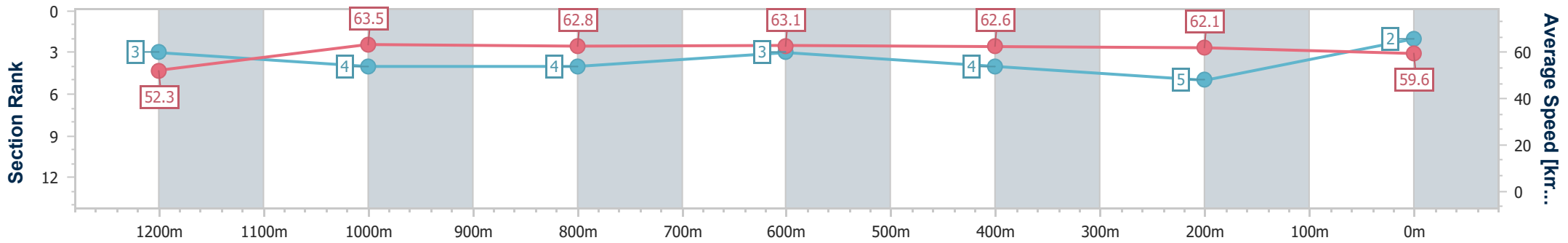
16 December 2023 - 14:49

Track Rating: Good 4, Weather: Fine, Rail Position: +2m Entire



BRISBANE RACING CLUB

Section	Overall	1200m	1000m	800m	600m	400m	200m
Section Times	1:23.30 [2] (0:13.79)	1:09.51 [3] (0:11.33)	0:58.18 [4] (0:11.51)	0:46.67 [4] (0:11.42)	0:35.25 [3] (0:11.59)	0:23.66 [4] (0:11.54)	0:12.12 [5] (0:12.12)
Average Speed [km/h]	52.3	63.5	62.8	63.1	62.6	62.1	59.6
Top Speed [km/h]	64.9	64.6	63.5	63.9	63.7	63.7	61.8
Avg. Dist. to Rail [m]	0.8	1.4	0.4	0.5	1.3	3.4	5.3
Avg. Stride Freq. [Hz]	2.3	2.3	2.3	2.3	2.3	2.3	2.3
Avg. Stride Length [m]	6.4	7.6	7.8	7.7	7.6	7.6	7.1



- [] Ranking at each section and finish
- .-.- No data available at this section
- NA No data available



Horse/Jockey Name	The Drover
Final Rank	3
Fastest Section Time (Section)	0:11.24 (1200m)
Top Speed [km/h] (Section)	65.5 (1200m)
Race State	Finished



Eagle Farm QLD Professional

Race 6: ROKU GIN BENCHMARK 78 Handicap - 1400m

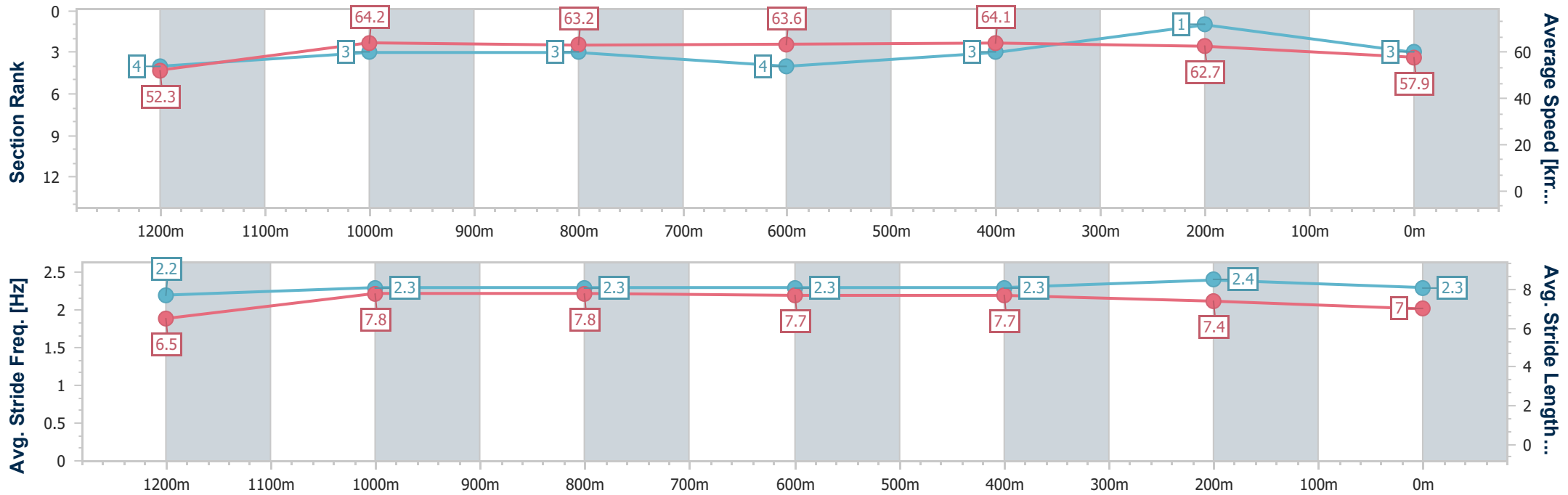
16 December 2023 - 14:49

Track Rating: Good 4, Weather: Fine, Rail Position: +2m Entire



BRISBANE RACING CLUB

Section	Overall	1200m	1000m	800m	600m	400m	200m
Section Times	1:23.44 [3] (0:13.80)	1:09.64 [4] (0:11.24)	0:58.40 [3] (0:11.55)	0:46.85 [3] (0:11.48)	0:35.37 [4] (0:11.46)	0:23.91 [3] (0:11.44)	0:12.47 [1] (0:12.47)
Average Speed [km/h]	52.3	64.2	63.2	63.6	64.1	62.7	57.9
Top Speed [km/h]	65.4	65.5	64.0	64.3	65.3	64.8	60.6
Avg. Dist. to Rail [m]	2.4	3.9	2.7	3.4	3.6	3.3	2.1
Avg. Stride Freq. [Hz]	2.2	2.3	2.3	2.3	2.3	2.4	2.3
Avg. Stride Length [m]	6.5	7.8	7.8	7.7	7.7	7.4	7.0



- [] Ranking at each section and finish
- .-.- No data available at this section
- NA No data available



Horse/Jockey Name	Beaufort Park
Final Rank	4
Fastest Section Time (Section)	0:11.04 (1200m)
Top Speed [km/h] (Section)	66.7 (1200m)
Race State	Finished



Eagle Farm QLD Professional

Race 6: ROKU GIN BENCHMARK 78 Handicap - 1400m

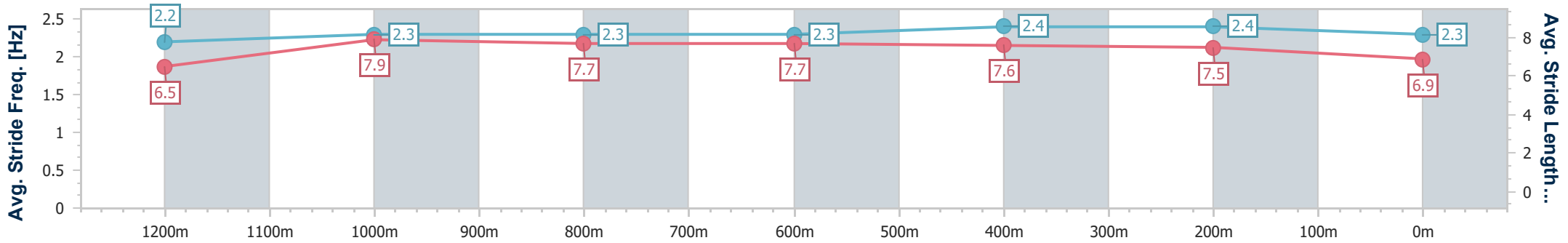
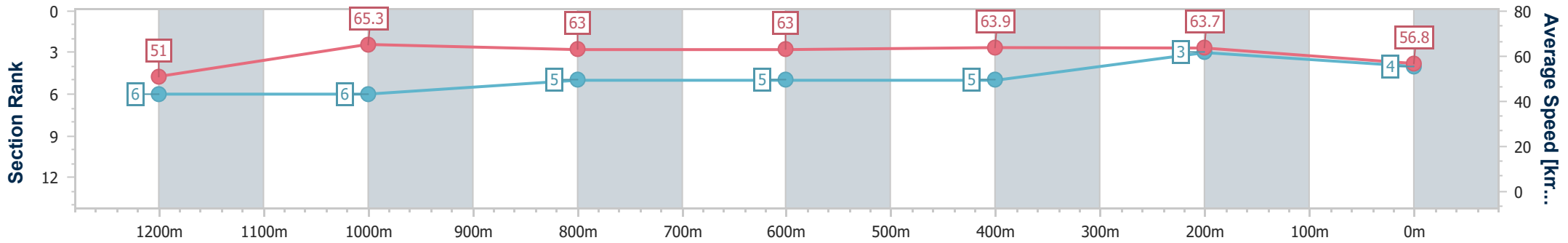
16 December 2023 - 14:49

Track Rating: Good 4, Weather: Fine, Rail Position: +2m Entire



BRISBANE RACING CLUB

Section	Overall	1200m	1000m	800m	600m	400m	200m
Section Times	1:23.72 [4] (0:14.15)	1:09.57 [6] (0:11.04)	0:58.53 [6] (0:11.55)	0:46.98 [5] (0:11.59)	0:35.39 [5] (0:11.42)	0:23.97 [5] (0:11.33)	0:12.64 [3] (0:12.64)
Average Speed [km/h]	51.0	65.3	63.0	63.0	63.9	63.7	56.8
Top Speed [km/h]	66.5	66.7	63.7	64.0	65.4	65.6	60.9
Avg. Dist. to Rail [m]	3.8	1.5	2.2	2.5	3.2	5.0	4.3
Avg. Stride Freq. [Hz]	2.2	2.3	2.3	2.3	2.4	2.4	2.3
Avg. Stride Length [m]	6.5	7.9	7.7	7.7	7.6	7.5	6.9



- [] Ranking at each section and finish
- .-.- No data available at this section
- NA No data available



Horse/Jockey Name	Stay Safe
Final Rank	5
Fastest Section Time (Section)	0:11.20 (1200m)
Top Speed [km/h] (Section)	65.7 (400m)
Race State	Finished



Eagle Farm QLD Professional

Race 6: ROKU GIN BENCHMARK 78 Handicap - 1400m

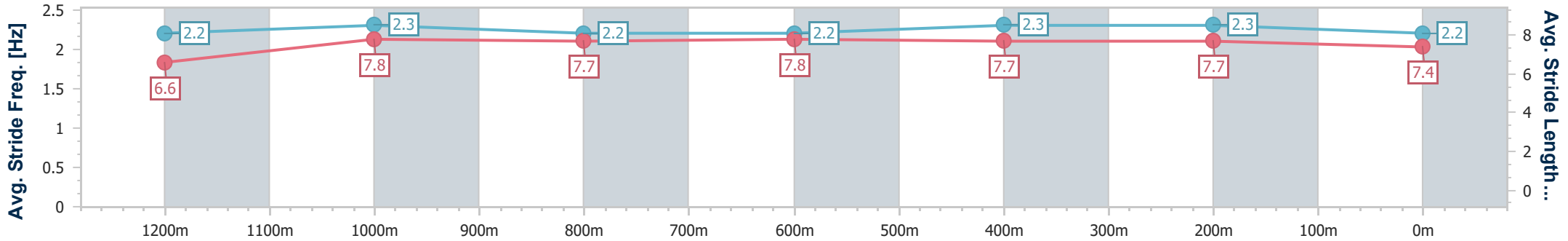
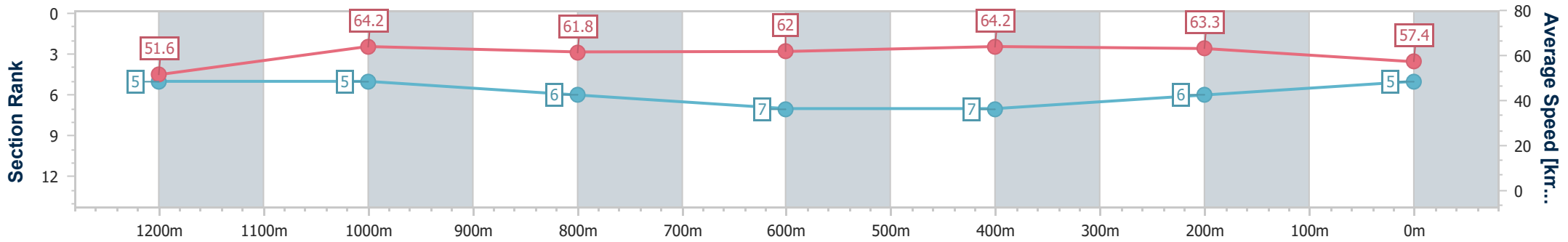
16 December 2023 - 14:49

Track Rating: Good 4, Weather: Fine, Rail Position: +2m Entire



BRISBANE RACING CLUB

Section	Overall	1200m	1000m	800m	600m	400m	200m
Section Times	1:23.86 [5] (0:13.99)	1:09.87 [5] (0:11.20)	0:58.67 [5] (0:11.80)	0:46.87 [6] (0:11.65)	0:35.22 [7] (0:11.30)	0:23.92 [7] (0:11.36)	0:12.56 [6] (0:12.56)
Average Speed [km/h]	51.6	64.2	61.8	62.0	64.2	63.3	57.4
Top Speed [km/h]	64.4	65.4	62.3	62.8	65.1	65.7	60.8
Avg. Dist. to Rail [m]	3.2	2.3	2.2	0.8	1.2	2.6	1.1
Avg. Stride Freq. [Hz]	2.2	2.3	2.2	2.2	2.3	2.3	2.2
Avg. Stride Length [m]	6.6	7.8	7.7	7.8	7.7	7.7	7.4



- [] Ranking at each section and finish
- .-.- No data available at this section
- NA No data available



Horse/Jockey Name	Mob Buster
Final Rank	6
Fastest Section Time (Section)	0:11.16 (1200m)
Top Speed [km/h] (Section)	66.3 (400m)
Race State	Finished



Eagle Farm QLD Professional

Race 6: ROKU GIN BENCHMARK 78 Handicap - 1400m

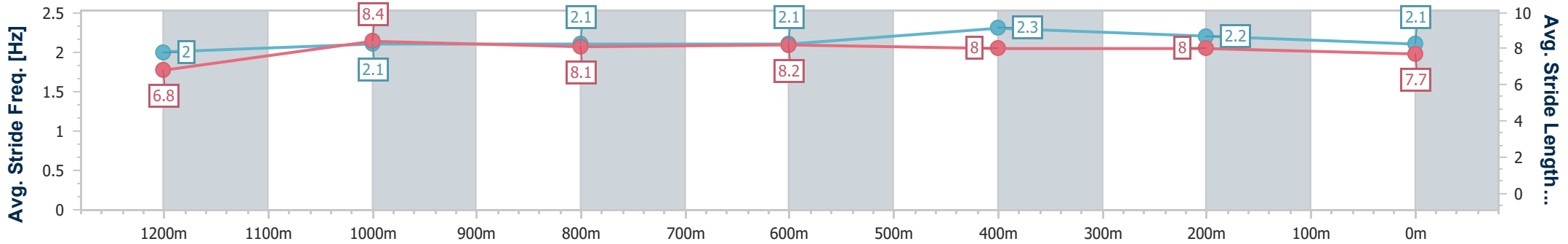
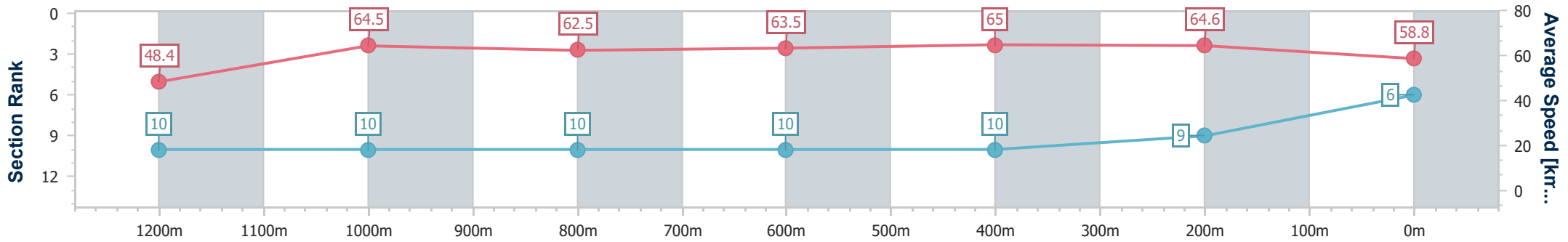
16 December 2023 - 14:49

Track Rating: Good 4, Weather: Fine, Rail Position: +2m Entire



BRISBANE RACING CLUB

Section	Overall	1200m	1000m	800m	600m	400m	200m
Section Times	1:23.86 [6] (0:14.95)	1:08.91 [10] (0:11.16)	0:57.75 [10] (0:11.67)	0:46.08 [10] (0:11.46)	0:34.62 [10] (0:11.23)	0:23.39 [10] (0:11.17)	0:12.22 [9] (0:12.22)
Average Speed [km/h]	48.4	64.5	62.5	63.5	65.0	64.6	58.8
Top Speed [km/h]	62.7	65.1	63.9	65.1	66.2	66.3	61.7
Avg. Dist. to Rail [m]	5.2	2.6	1.9	2.3	3.3	4.5	3.0
Avg. Stride Freq. [Hz]	2.0	2.1	2.1	2.1	2.3	2.2	2.1
Avg. Stride Length [m]	6.8	8.4	8.1	8.2	8.0	8.0	7.7



- [] Ranking at each section and finish
- .-.- No data available at this section
- NA No data available



Horse/Jockey Name	Too Much Class
Final Rank	7
Fastest Section Time (Section)	0:11.09 (1200m)
Top Speed [km/h] (Section)	66.3 (1200m)
Race State	Finished



Eagle Farm QLD Professional

Race 6: ROKU GIN BENCHMARK 78 Handicap - 1400m

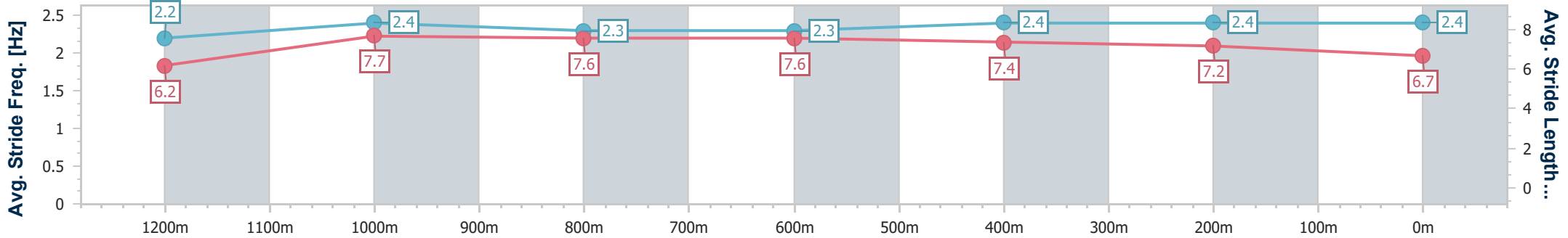
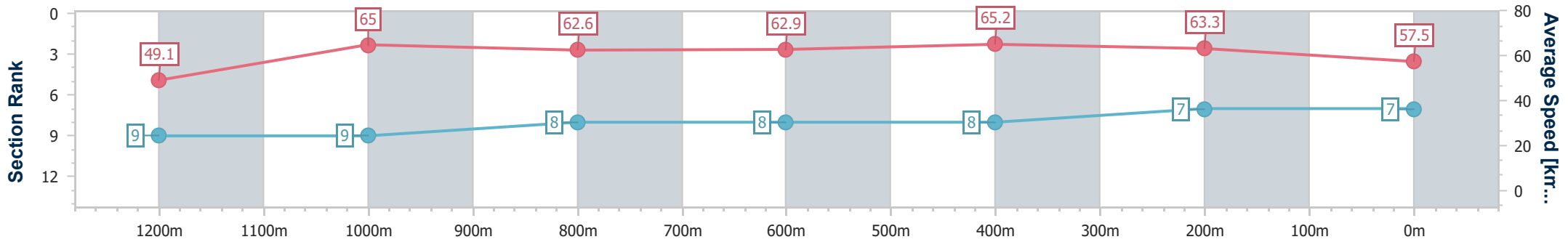
16 December 2023 - 14:49

Track Rating: Good 4, Weather: Fine, Rail Position: +2m Entire



BRISBANE RACING CLUB

Section	Overall	1200m	1000m	800m	600m	400m	200m
Section Times	1:23.93 [7] (0:14.71)	1:09.22 [9] (0:11.09)	0:58.13 [9] (0:11.59)	0:46.54 [8] (0:11.43)	0:35.11 [8] (0:11.22)	0:23.89 [8] (0:11.36)	0:12.53 [7] (0:12.53)
Average Speed [km/h]	49.1	65.0	62.6	62.9	65.2	63.3	57.5
Top Speed [km/h]	63.8	66.3	63.7	64.5	65.9	65.4	60.8
Avg. Dist. to Rail [m]	5.9	1.8	0.9	0.3	2.9	5.1	4.8
Avg. Stride Freq. [Hz]	2.2	2.4	2.3	2.3	2.4	2.4	2.4
Avg. Stride Length [m]	6.2	7.7	7.6	7.6	7.4	7.2	6.7



- [] Ranking at each section and finish
- .-.- No data available at this section
- NA No data available



Horse/Jockey Name	Hamlet Von Snitzel
Final Rank	8
Fastest Section Time (Section)	0:11.18 (1200m)
Top Speed [km/h] (Section)	65.6 (Overall)
Race State	Finished



Eagle Farm QLD Professional

Race 6: ROKU GIN BENCHMARK 78 Handicap - 1400m

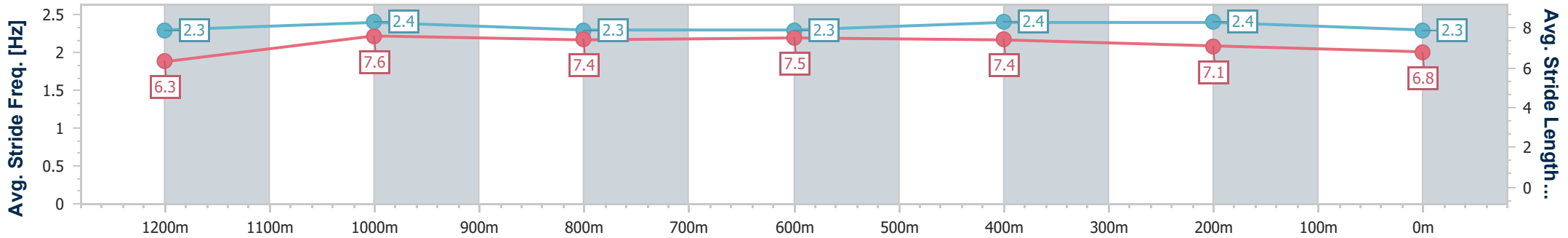
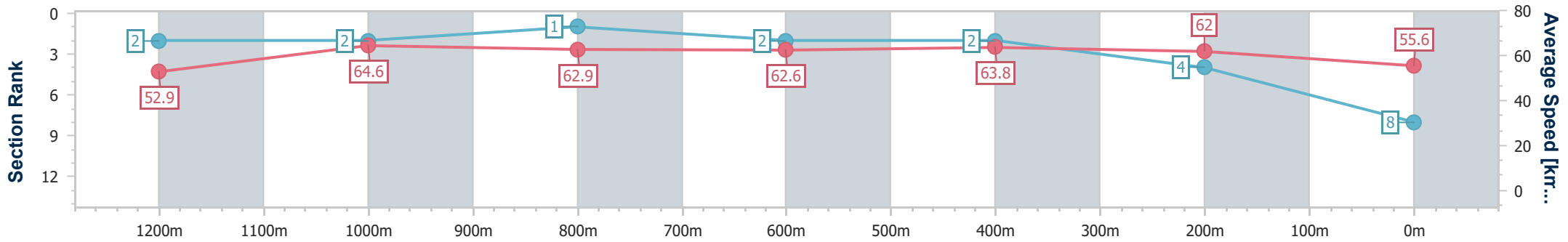
16 December 2023 - 14:49

Track Rating: Good 4, Weather: Fine, Rail Position: +2m Entire



BRISBANE RACING CLUB

Section	Overall	1200m	1000m	800m	600m	400m	200m
Section Times	1:24.03 [8] (0:13.61)	1:10.42 [2] (0:11.18)	0:59.24 [2] (0:11.47)	0:47.77 [1] (0:11.66)	0:36.11 [2] (0:11.58)	0:24.53 [2] (0:11.60)	0:12.93 [4] (0:12.93)
Average Speed [km/h]	52.9	64.6	62.9	62.6	63.8	62.0	55.6
Top Speed [km/h]	65.6	65.1	64.1	63.4	64.6	63.9	59.3
Avg. Dist. to Rail [m]	1.1	1.6	0.8	3.0	4.7	3.5	1.8
Avg. Stride Freq. [Hz]	2.3	2.4	2.3	2.3	2.4	2.4	2.3
Avg. Stride Length [m]	6.3	7.6	7.4	7.5	7.4	7.1	6.8



- [] Ranking at each section and finish
- .-.- No data available at this section
- NA No data available



Horse/Jockey Name	Flashing Steel
Final Rank	9
Fastest Section Time (Section)	0:11.13 (1200m)
Top Speed [km/h] (Section)	67.2 (1200m)
Race State	Finished



Eagle Farm QLD Professional

Race 6: ROKU GIN BENCHMARK 78 Handicap - 1400m

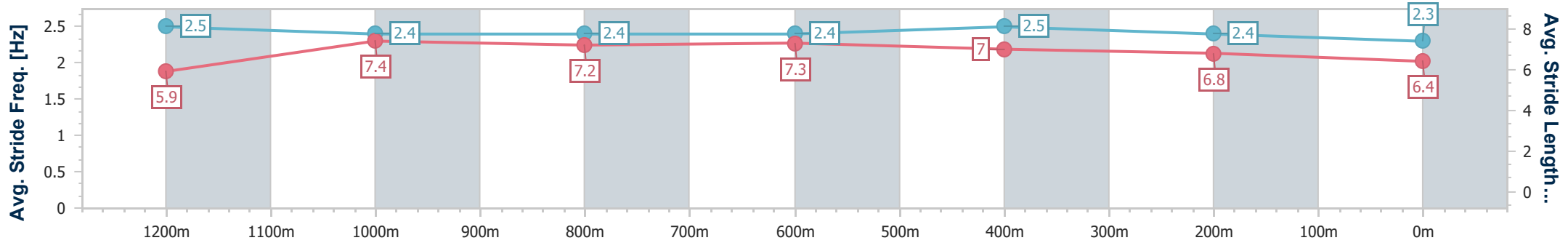
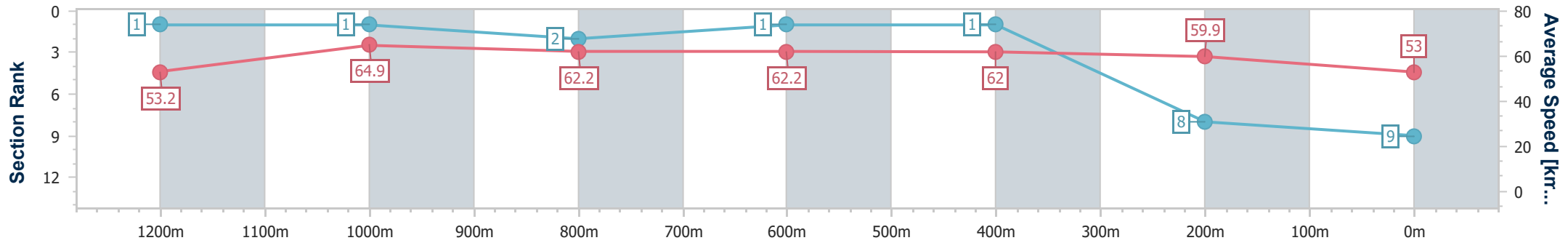
16 December 2023 - 14:49

Track Rating: Good 4, Weather: Fine, Rail Position: +2m Entire



BRISBANE RACING CLUB

Section	Overall	1200m	1000m	800m	600m	400m	200m
Section Times	1:25.02 [9] (0:13.60)	1:11.42 [1] (0:11.13)	1:00.29 [1] (0:11.56)	0:48.73 [2] (0:11.48)	0:37.25 [1] (0:11.64)	0:25.61 [1] (0:12.00)	0:13.61 [8]
Average Speed [km/h]	53.2	64.9	62.2	62.2	62.0	59.9	53.0
Top Speed [km/h]	65.6	67.2	63.9	63.9	62.9	61.8	57.7
Avg. Dist. to Rail [m]	4.5	2.5	0.8	1.2	0.5	1.3	1.0
Avg. Stride Freq. [Hz]	2.5	2.4	2.4	2.4	2.5	2.4	2.3
Avg. Stride Length [m]	5.9	7.4	7.2	7.3	7.0	6.8	6.4



- [] Ranking at each section and finish
- .-.- No data available at this section
- NA No data available



Horse/Jockey Name	Kaiberry
Final Rank	10
Fastest Section Time (Section)	0:11.36 (600m)
Top Speed [km/h] (Section)	67.2 (600m)
Race State	Finished



Eagle Farm QLD Professional

Race 6: ROKU GIN BENCHMARK 78 Handicap - 1400m

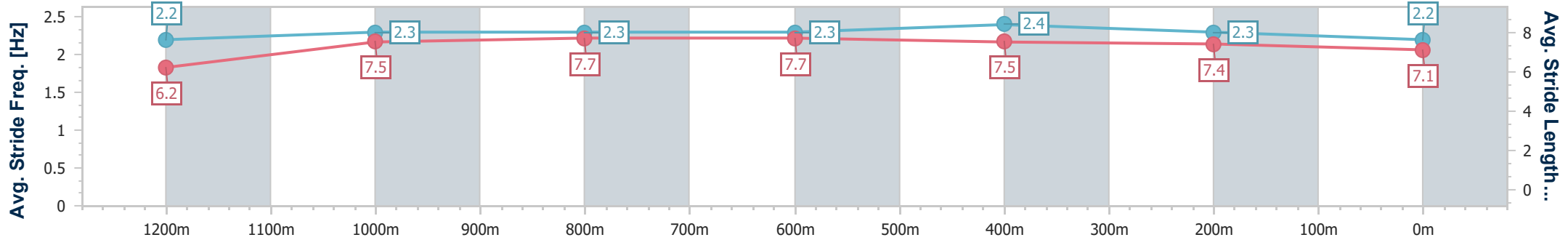
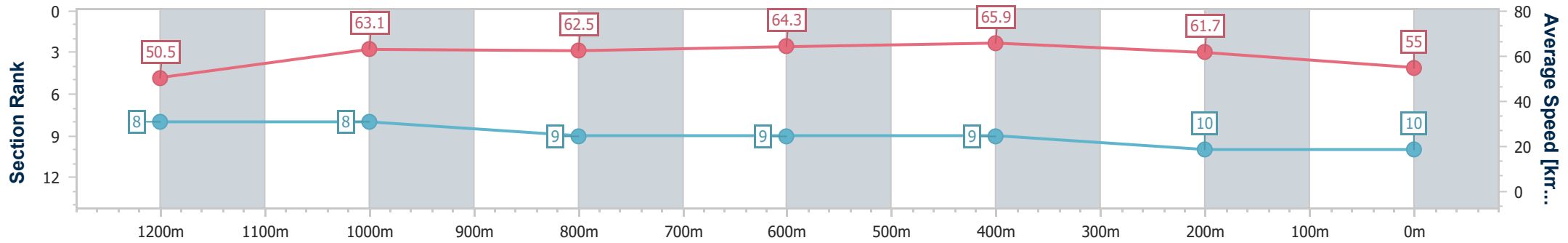
16 December 2023 - 14:49

Track Rating: Good 4, Weather: Fine, Rail Position: +2m Entire



BRISBANE RACING CLUB

Section	Overall	1200m	1000m	800m	600m	400m	200m
Section Times	1:25.03 [10] (0:14.33)	1:10.70 [8] (0:11.39)	0:59.31 [8] (0:11.68)	0:47.63 [9] (0:11.50)	0:36.13 [9] (0:11.36)	0:24.77 [9] (0:11.72)	0:13.05 [10] (0:13.05)
Average Speed [km/h]	50.5	63.1	62.5	64.3	65.9	61.7	55.0
Top Speed [km/h]	62.9	64.7	63.5	66.8	67.2	64.1	58.7
Avg. Dist. to Rail [m]	4.4	2.3	2.5	5.5	8.1	10.7	6.0
Avg. Stride Freq. [Hz]	2.2	2.3	2.3	2.3	2.4	2.3	2.2
Avg. Stride Length [m]	6.2	7.5	7.7	7.7	7.5	7.4	7.1



- [] Ranking at each section and finish
- .-.- No data available at this section
- NA No data available