



Mackay QLD Professional

Race 4: HORIZON PROJECTS BENCHMARK 55 Handicap - 1200m

16 December 2023 - 15:03



MACKAY TURF CLUB
Ooralea Racecourse

Track Rating: Good 4, Weather: Overcast, Rail Position: True

Section		Field Times											Last 600m	
		Overall	1000m	800m	600m	400m	200m						0:35.46	
		1:10.98 (0:13.21)	0:57.77 (0:11.07)	0:46.70 (0:11.24)	0:35.46 (0:11.64)	0:23.82 (0:11.63)	0:12.19 (0:12.19)							
Rank	TAB	Horse/Jockey	Barrier	Top Speed [km/h]	Fastest Section								Margin	Distance Travelled [m]
1	1	DEEL WITH ME Erin Molloy	3	65.9 1000m	0:11.19 1000m	1:10.98 [1] (0:13.50)	0:57.48 [4] (0:11.19)	0:46.29 [5] (0:11.28)	0:35.01 [5] (0:11.63)	0:23.38 [5] (0:11.46)	0:11.92 [4] (0:11.92)	1:10.98	0:35.01	
2	9	CHATILLY McKenzie Apel	8	66.6 1000m	0:10.99 1000m	1:11.04 [2] (0:13.41)	0:57.63 [3] (0:10.99)	0:46.64 [2] (0:11.15)	0:35.49 [2] (0:11.62)	0:23.87 [2] (0:11.69)	0:12.18 [3] (0:12.18)	0.2L	0:35.49	+9
3	5	BRINGYATICKET Ashley Butler	7	66.4 1000m	0:11.02 1000m	1:11.08 [3] (0:13.60)	0:57.48 [5] (0:11.02)	0:46.46 [4] (0:11.20)	0:35.26 [4] (0:11.54)	0:23.72 [3] (0:11.43)	0:12.29 [1] (0:12.29)	0.4L	0:35.26	+2
4	8	KAMARCHER Chris McIver	4	66.0 Overall	0:11.07 1000m	1:11.18 [4] (0:13.21)	0:57.97 [1] (0:11.07)	0:46.90 [1] (0:11.24)	0:35.66 [1] (0:11.64)	0:24.02 [1] (0:11.66)	0:12.36 [2] (0:12.36)	0.9L	0:35.66	-1
5	4	PHOENIX FLYER Jackson Murphy	9	65.8 1000m	0:11.11 1000m	1:11.24 [5] (0:13.69)	0:57.55 [7] (0:11.11)	0:46.44 [7] (0:11.31)	0:35.13 [8] (0:11.60)	0:23.53 [8] (0:11.48)	0:12.05 [5] (0:12.05)	1.1L	0:35.13	+6
6	11	KEY TO THE ZOU Adrian Layt	13	66.4 800m	0:11.11 1000m	1:11.72 [6] (0:13.68)	0:58.04 [6] (0:11.11)	0:46.93 [6] (0:11.19)	0:35.74 [6] (0:11.60)	0:24.14 [4] (0:11.65)	0:12.49 [6] (0:12.49)	3.9L	0:35.74	+4
7	6	LUCIA MARIA Gabrielle Semmens	5	65.8 800m	0:11.16 1000m	1:11.80 [7] (0:13.33)	0:58.47 [2] (0:11.16)	0:47.31 [3] (0:11.21)	0:36.10 [3] (0:11.91)	0:24.19 [6] (0:11.71)	0:12.48 [8] (0:12.48)	4.3L	0:36.10	-1
8	3	NIC ME SOME Dale Evans	6	66.8 1000m	0:11.07 1000m	1:11.86 [8] (0:13.87)	0:57.99 [8] (0:11.07)	0:46.92 [8] (0:11.14)	0:35.78 [7] (0:11.59)	0:24.19 [7] (0:11.62)	0:12.57 [7] (0:12.57)	4.5L	0:35.78	-1

Scratched: Elviare (#13), Bold Zip (#7), Aidenabet (#2), Act Of Royalty (#12), Lenny Rocket (#10), Run Rampant (#14)

[] Ranking at each section and finish
 -:-:- No data available at this section
 NA No data available

SCN Saddle cloth number
 DNF Did not finish
 DNT Did not track



Horse/Jockey Name	Deel With Me
Final Rank	1
Fastest Section Time (Section)	0:11.19 (1000m)
Top Speed [km/h] (Section)	65.9 (1000m)
Race State	Finished



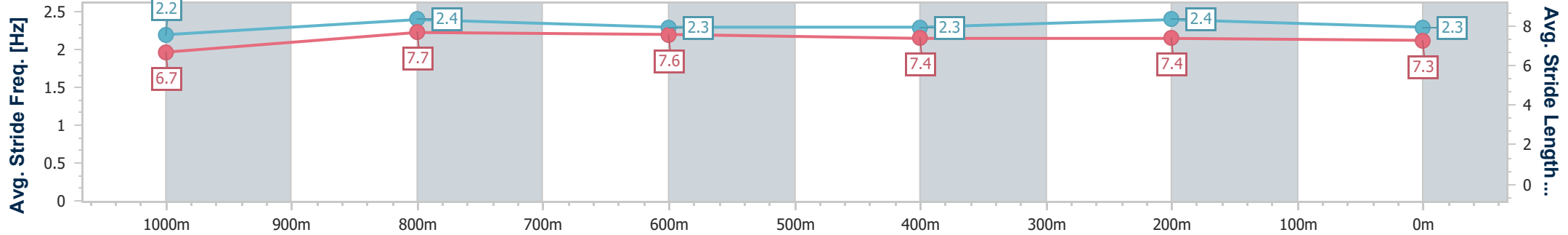
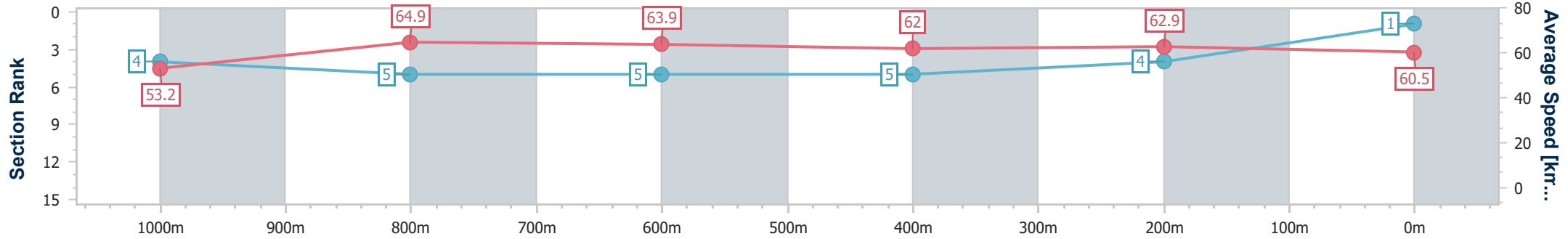
Mackay QLD Professional
Race 4: HORIZON PROJECTS BENCHMARK 55 Handicap - 1200m



16 December 2023 - 15:03

Track Rating: Good 4, Weather: Overcast, Rail Position: True

Section	Overall	1000m	800m	600m	400m	200m
Section Times	1:10.98 [1] (0:13.50)	0:57.48 [4] (0:11.19)	0:46.29 [5] (0:11.28)	0:35.01 [5] (0:11.63)	0:23.38 [5] (0:11.46)	0:11.92 [4] (0:11.92)
Average Speed [km/h]	53.2	64.9	63.9	62.0	62.9	60.5
Top Speed [km/h]	65.1	65.9	65.5	63.3	64.2	62.8
Avg. Dist. to Rail [m]	1.4	2.2	1.4	0.9	2.1	2.1
Avg. Stride Freq. [Hz]	2.2	2.4	2.3	2.3	2.4	2.3
Avg. Stride Length [m]	6.7	7.7	7.6	7.4	7.4	7.3



- [] Ranking at each section and finish
- .-.- No data available at this section
- NA No data available



Horse/Jockey Name	Chatilly
Final Rank	2
Fastest Section Time (Section)	0:10.99 (1000m)
Top Speed [km/h] (Section)	66.6 (1000m)
Race State	Finished



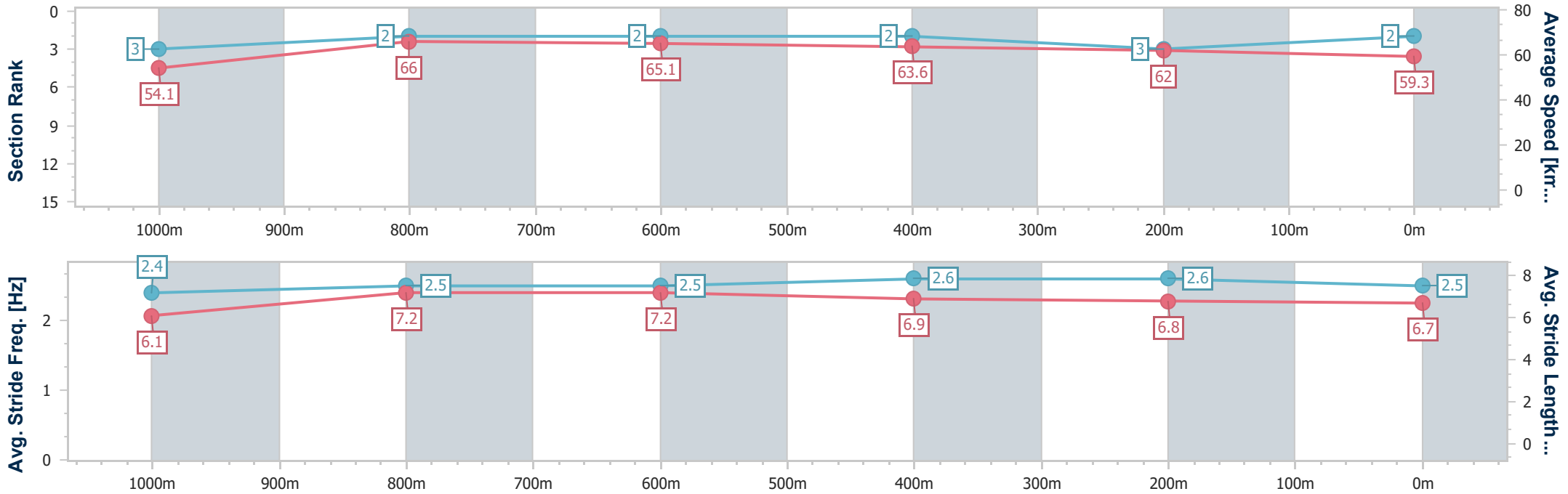
Mackay QLD Professional
Race 4: HORIZON PROJECTS BENCHMARK 55 Handicap - 1200m



16 December 2023 - 15:03

Track Rating: Good 4, Weather: Overcast, Rail Position: True

Section	Overall	1000m	800m	600m	400m	200m
Section Times	1:11.04 [2] (0:13.41)	0:57.63 [3] (0:10.99)	0:46.64 [2] (0:11.15)	0:35.49 [2] (0:11.62)	0:23.87 [2] (0:11.69)	0:12.18 [3] (0:12.18)
Average Speed [km/h]	54.1	66.0	65.1	63.6	62.0	59.3
Top Speed [km/h]	64.7	66.6	66.0	64.2	63.7	61.2
Avg. Dist. to Rail [m]	6.1	2.3	2.5	3.3	5.5	8.2
Avg. Stride Freq. [Hz]	2.4	2.5	2.5	2.6	2.6	2.5
Avg. Stride Length [m]	6.1	7.2	7.2	6.9	6.8	6.7



- [] Ranking at each section and finish
- .-.- No data available at this section
- NA No data available



Horse/Jockey Name	Bringyaticket
Final Rank	3
Fastest Section Time (Section)	0:11.02 (1000m)
Top Speed [km/h] (Section)	66.4 (1000m)
Race State	Finished



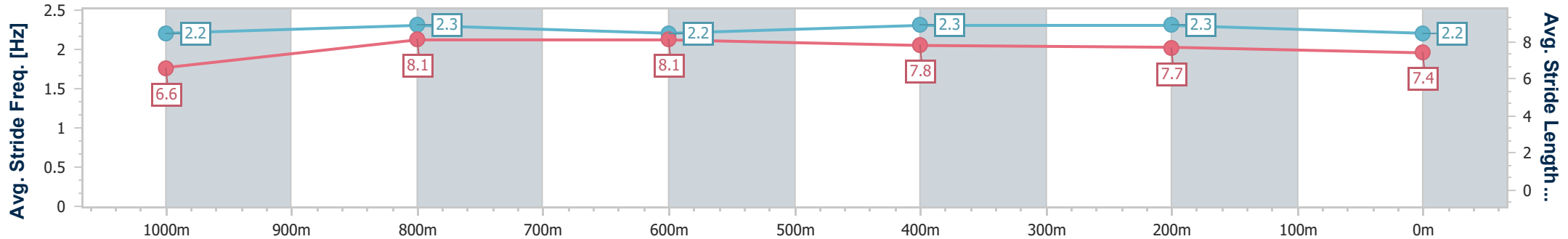
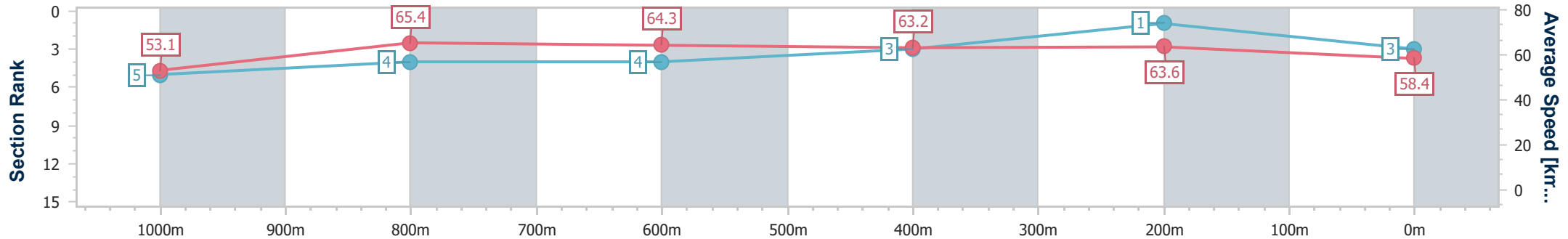
Mackay QLD Professional
Race 4: HORIZON PROJECTS BENCHMARK 55 Handicap - 1200m



16 December 2023 - 15:03

Track Rating: Good 4, Weather: Overcast, Rail Position: True

Section	Overall	1000m	800m	600m	400m	200m
Section Times	1:11.08 [3] (0:13.60)	0:57.48 [5] (0:11.02)	0:46.46 [4] (0:11.20)	0:35.26 [4] (0:11.54)	0:23.72 [3] (0:11.43)	0:12.29 [1] (0:12.29)
Average Speed [km/h]	53.1	65.4	64.3	63.2	63.6	58.4
Top Speed [km/h]	66.1	66.4	65.7	64.4	64.4	62.4
Avg. Dist. to Rail [m]	4.7	0.6	0.4	1.8	6.2	8.7
Avg. Stride Freq. [Hz]	2.2	2.3	2.2	2.3	2.3	2.2
Avg. Stride Length [m]	6.6	8.1	8.1	7.8	7.7	7.4



- [] Ranking at each section and finish
- .-.- No data available at this section
- NA No data available



Horse/Jockey Name	Kamarcher
Final Rank	4
Fastest Section Time (Section)	0:11.07 (1000m)
Top Speed [km/h] (Section)	66.0 (Overall)
Race State	Finished



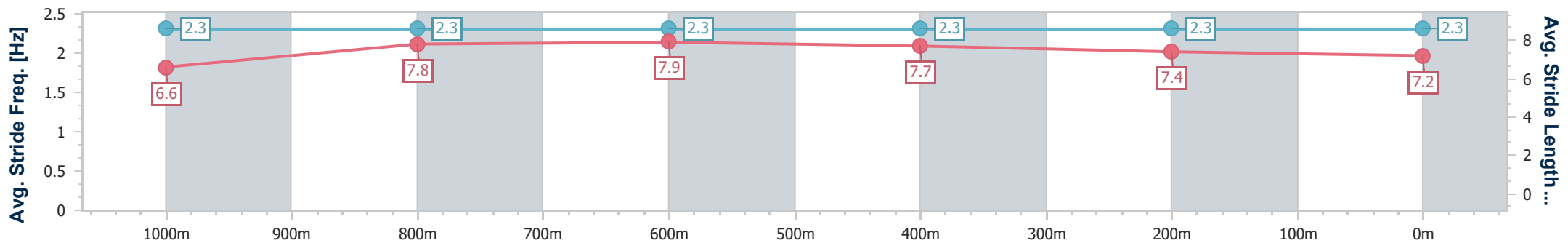
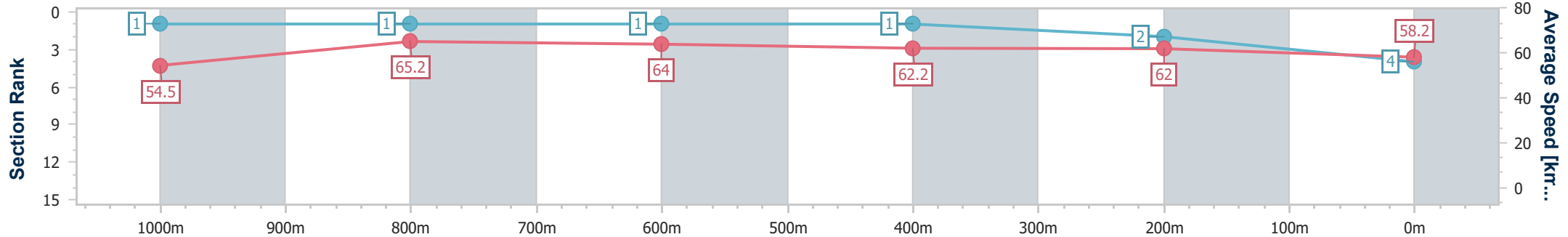
Mackay QLD Professional
Race 4: HORIZON PROJECTS BENCHMARK 55 Handicap - 1200m



16 December 2023 - 15:03

Track Rating: Good 4, Weather: Overcast, Rail Position: True

Section	Overall	1000m	800m	600m	400m	200m
Section Times	1:11.18 [4] (0:13.21)	0:57.97 [1] (0:11.07)	0:46.90 [1] (0:11.24)	0:35.66 [1] (0:11.64)	0:24.02 [1] (0:11.66)	0:12.36 [2] (0:12.36)
Average Speed [km/h]	54.5	65.2	64.0	62.2	62.0	58.2
Top Speed [km/h]	66.0	65.9	65.3	62.7	62.8	61.3
Avg. Dist. to Rail [m]	3.1	0.5	0.3	0.8	3.4	5.0
Avg. Stride Freq. [Hz]	2.3	2.3	2.3	2.3	2.3	2.3
Avg. Stride Length [m]	6.6	7.8	7.9	7.7	7.4	7.2



- [] Ranking at each section and finish
- .-.- No data available at this section
- NA No data available



Horse/Jockey Name	Phoenix Flyer
Final Rank	5
Fastest Section Time (Section)	0:11.11 (1000m)
Top Speed [km/h] (Section)	65.8 (1000m)
Race State	Finished



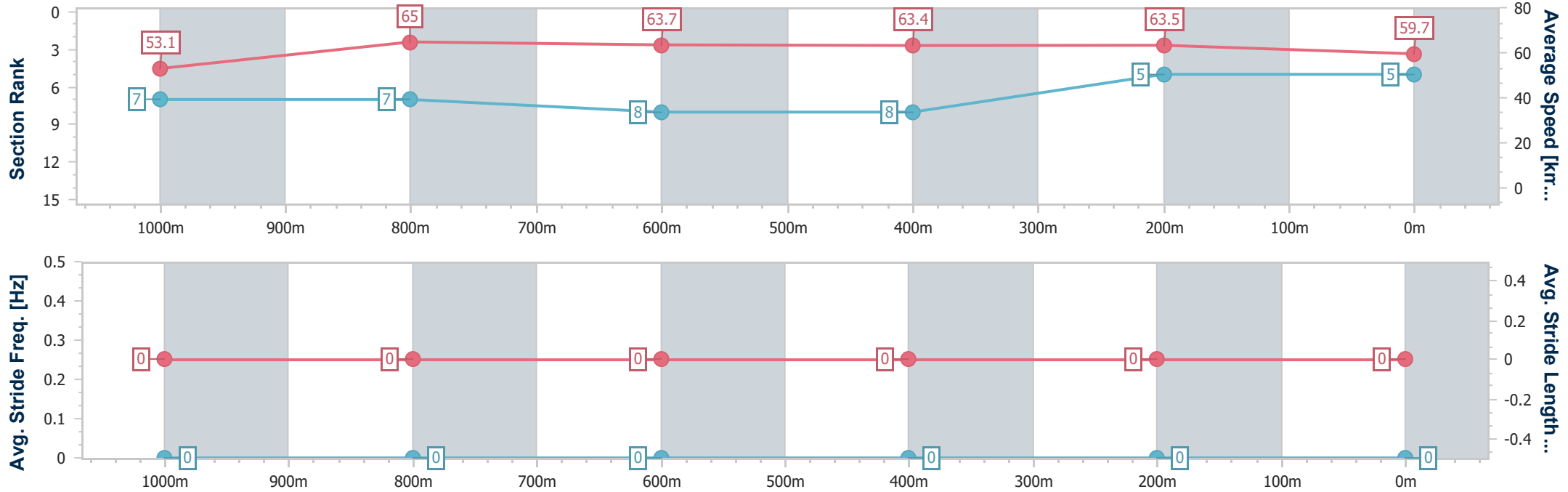
Mackay QLD Professional
Race 4: HORIZON PROJECTS BENCHMARK 55 Handicap - 1200m



16 December 2023 - 15:03

Track Rating: Good 4, Weather: Overcast, Rail Position: True

Section	Overall	1000m	800m	600m	400m	200m
Section Times	1:11.24 [5] (0:13.69)	0:57.55 [7] (0:11.11)	0:46.44 [7] (0:11.31)	0:35.13 [8] (0:11.60)	0:23.53 [8] (0:11.48)	0:12.05 [5] (0:12.05)
Average Speed [km/h]	53.1	65.0	63.7	63.4	63.5	59.7
Top Speed [km/h]	65.3	65.8	65.2	64.4	65.3	64.1
Avg. Dist. to Rail [m]	6.0	1.1	0.8	3.2	6.0	8.6
Avg. Stride Freq. [Hz]	---	---	---	---	---	---
Avg. Stride Length [m]	---	---	---	---	---	---



- [] Ranking at each section and finish
- No data available at this section
- NA No data available



Horse/Jockey Name	Key To The Zou
Final Rank	6
Fastest Section Time (Section)	0:11.11 (1000m)
Top Speed [km/h] (Section)	66.4 (800m)
Race State	Finished



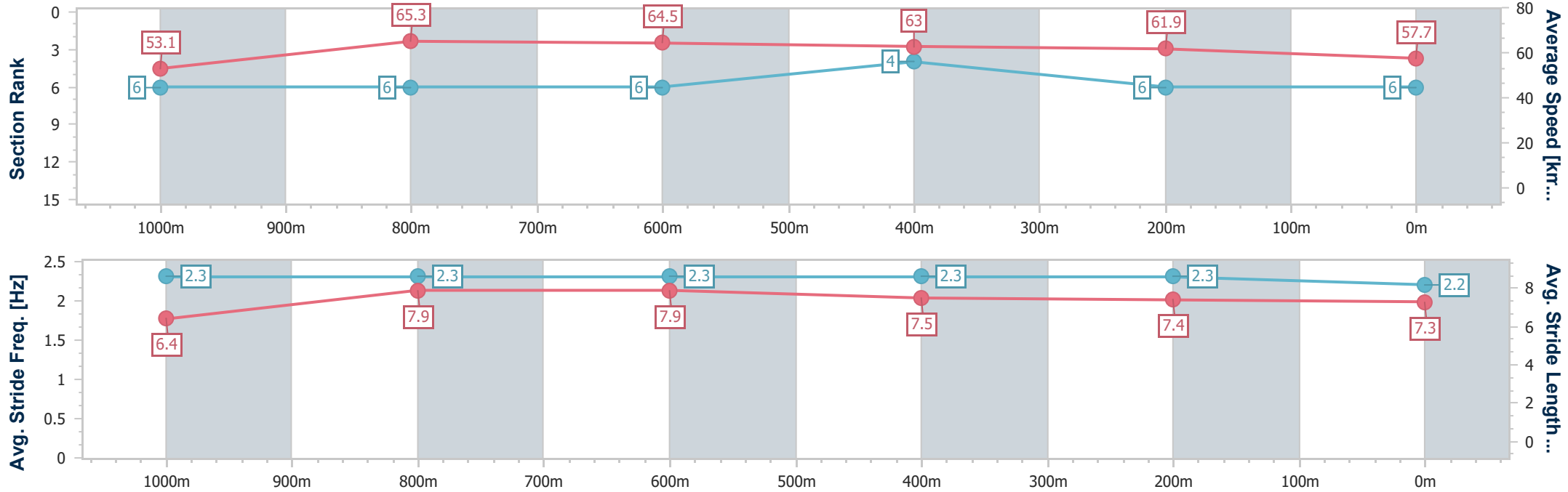
Mackay QLD Professional
Race 4: HORIZON PROJECTS BENCHMARK 55 Handicap - 1200m



16 December 2023 - 15:03

Track Rating: Good 4, Weather: Overcast, Rail Position: True

Section	Overall	1000m	800m	600m	400m	200m
Section Times	1:11.72 [6] (0:13.68)	0:58.04 [6] (0:11.11)	0:46.93 [6] (0:11.19)	0:35.74 [6] (0:11.60)	0:24.14 [4] (0:11.65)	0:12.49 [6] (0:12.49)
Average Speed [km/h]	53.1	65.3	64.5	63.0	61.9	57.7
Top Speed [km/h]	66.0	66.3	66.4	63.9	63.3	61.0
Avg. Dist. to Rail [m]	7.0	1.9	1.7	1.8	3.2	4.9
Avg. Stride Freq. [Hz]	2.3	2.3	2.3	2.3	2.3	2.2
Avg. Stride Length [m]	6.4	7.9	7.9	7.5	7.4	7.3



- [] Ranking at each section and finish
- .-.- No data available at this section
- NA No data available



Horse/Jockey Name	Lucia Maria
Final Rank	7
Fastest Section Time (Section)	0:11.16 (1000m)
Top Speed [km/h] (Section)	65.8 (800m)
Race State	Finished



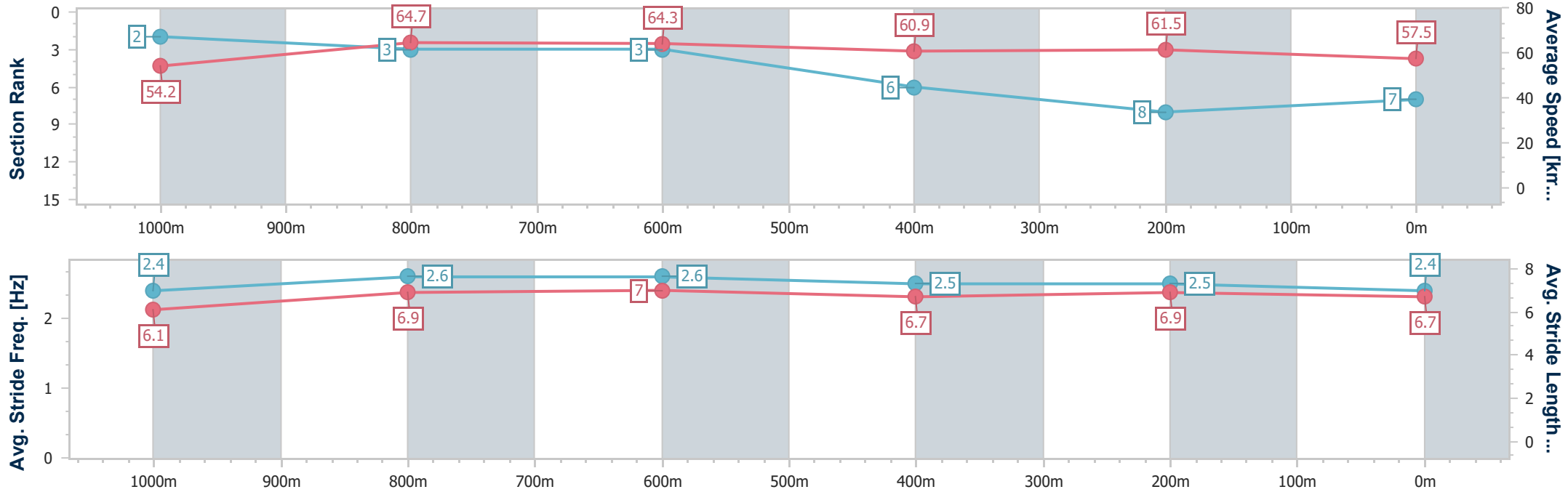
Mackay QLD Professional
Race 4: HORIZON PROJECTS BENCHMARK 55 Handicap - 1200m



16 December 2023 - 15:03

Track Rating: Good 4, Weather: Overcast, Rail Position: True

Section	Overall	1000m	800m	600m	400m	200m
Section Times	1:11.80 [7] (0:13.33)	0:58.47 [2] (0:11.16)	0:47.31 [3] (0:11.21)	0:36.10 [3] (0:11.91)	0:24.19 [6] (0:11.71)	0:12.48 [8] (0:12.48)
Average Speed [km/h]	54.2	64.7	64.3	60.9	61.5	57.5
Top Speed [km/h]	64.8	65.8	65.8	63.4	62.7	60.8
Avg. Dist. to Rail [m]	3.5	0.6	0.7	0.7	1.6	3.6
Avg. Stride Freq. [Hz]	2.4	2.6	2.6	2.5	2.5	2.4
Avg. Stride Length [m]	6.1	6.9	7.0	6.7	6.9	6.7



- [] Ranking at each section and finish
- .-.- No data available at this section
- NA No data available



Horse/Jockey Name	Nic Me Some
Final Rank	8
Fastest Section Time (Section)	0:11.07 (1000m)
Top Speed [km/h] (Section)	66.8 (1000m)
Race State	Finished



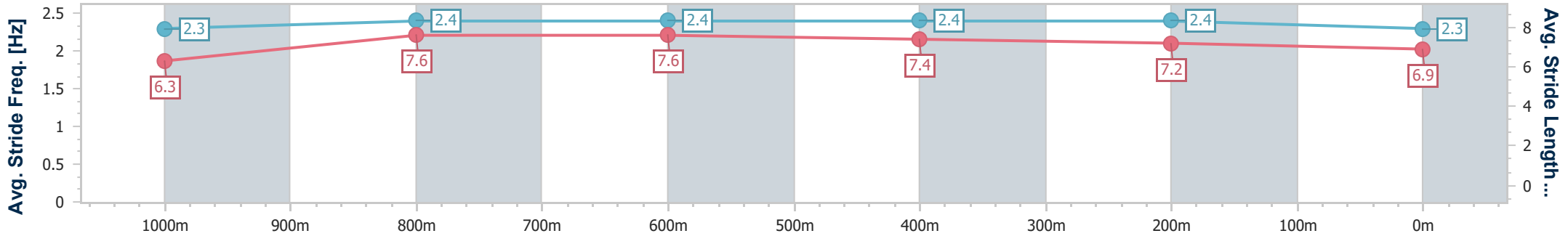
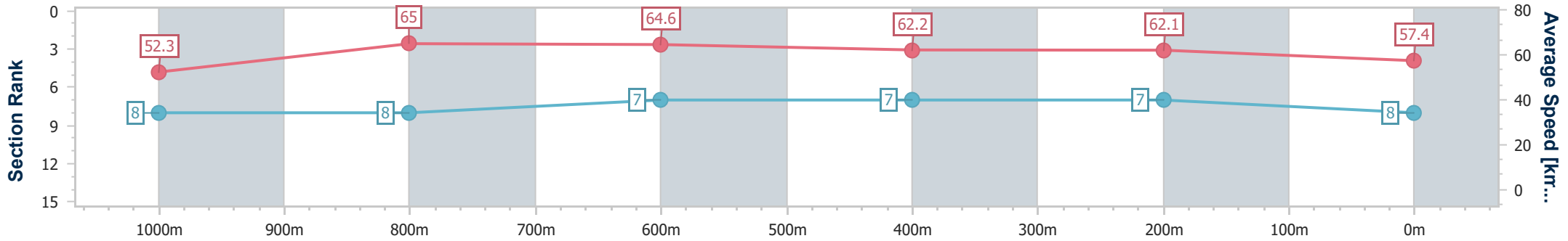
Mackay QLD Professional
Race 4: HORIZON PROJECTS BENCHMARK 55 Handicap - 1200m



16 December 2023 - 15:03

Track Rating: Good 4, Weather: Overcast, Rail Position: True

Section	Overall	1000m	800m	600m	400m	200m
Section Times	1:11.86 [8] (0:13.87)	0:57.99 [8] (0:11.07)	0:46.92 [8] (0:11.14)	0:35.78 [7] (0:11.59)	0:24.19 [7] (0:11.62)	0:12.57 [7] (0:12.57)
Average Speed [km/h]	52.3	65.0	64.6	62.2	62.1	57.4
Top Speed [km/h]	66.1	66.8	65.7	63.4	62.9	60.6
Avg. Dist. to Rail [m]	3.5	0.5	0.3	0.8	2.5	3.5
Avg. Stride Freq. [Hz]	2.3	2.4	2.4	2.4	2.4	2.3
Avg. Stride Length [m]	6.3	7.6	7.6	7.4	7.2	6.9



- [] Ranking at each section and finish
- .-.- No data available at this section
- NA No data available