



Toowoomba QLD Professional

Race 1: CHS BROADBENT BENCHMARK 65 Handicap - 1050m

16 December 2023 - 17:33



Track Rating: Good 4 , Weather: Fine, Rail Position: +5m Entire

Section		Field Times											Last 600m	
		Overall	1000m	800m	600m	400m	200m						0:35.51	
		1:03.14 (0:05.69)	0:57.45 (0:11.02)	0:46.43 (0:10.92)	0:35.51 (0:11.37)	0:24.14 (0:12.10)	0:12.04 (0:12.04)							
Rank	TAB	Horse/Jockey	Barrier	Top Speed [km/h]	Fastest Section								Margin	Distance Travelled [m]
1	10	FLANK SPEED Sariah Champkin	3	68.3 1000m	0:05.92 Overall	1:03.14 [1] (0:05.92)	0:57.22 [6] (0:10.86)	0:46.36 [2] (0:10.85)	0:35.51 [1] (0:11.37)	0:24.14 [1] (0:12.10)	0:12.04 [1] (0:12.04)	1:03.14	0:35.51	
2	4	SUPER THIEF Brodie Loy	4	67.2 800m	0:06.13 Overall	1:03.31 [2] (0:06.13)	0:57.18 [9] (0:11.38)	0:45.80 [8] (0:10.83)	0:34.97 [7] (0:11.30)	0:23.67 [6] (0:11.60)	0:12.07 [4] (0:12.07)	0.8L	0:34.97	+7
3	5	INCOMPARABLE Karl Zechner	11	67.0 800m	0:05.93 Overall	1:03.41 [3] (0:05.93)	0:57.48 [7] (0:11.63)	0:45.85 [10] (0:10.82)	0:35.03 [9] (0:11.49)	0:23.54 [9] (0:11.58)	0:11.96 [5] (0:11.96)	1.3L	0:35.03	+14
4	11	COBURG Les Tilley	2	67.5 800m	0:05.74 Overall	1:03.52 [4] (0:05.74)	0:57.78 [2] (0:11.50)	0:46.28 [6] (0:10.87)	0:35.41 [6] (0:11.31)	0:24.10 [4] (0:11.77)	0:12.33 [3] (0:12.33)	1.8L	0:35.41	+4
5	6	TITANS Paul Hamblin	7	68.4 1000m	0:05.69 Overall	1:03.57 [5] (0:05.69)	0:57.88 [1] (0:11.02)	0:46.86 [1] (0:11.03)	0:35.83 [2] (0:11.42)	0:24.41 [2] (0:11.97)	0:12.44 [2] (0:12.44)	2L	0:35.83	+7
6	3	SPINNING SPIRIT Olivia Kendal	12	67.1 800m	0:05.74 Overall	1:03.65 [6] (0:05.74)	0:57.91 [3] (0:11.42)	0:46.49 [5] (0:10.94)	0:35.55 [5] (0:11.60)	0:23.95 [7] (0:11.83)	0:12.12 [7] (0:12.12)	2.4L	0:35.55	+18
7	7	NICCI DE ROSA Savannah McCann	1	66.5 1000m	0:05.89 Overall	1:03.72 [7] (0:05.89)	0:57.83 [5] (0:11.49)	0:46.34 [7] (0:10.96)	0:35.38 [7] (0:11.40)	0:23.98 [8] (0:11.84)	0:12.14 [8] (0:12.14)	2.7L	0:35.38	+2
8	9	COPPER SUNSET Chris Whiteley	9	68.3 800m	0:06.16 Overall	1:03.95 [8] (0:06.16)	0:57.79 [10] (0:11.37)	0:46.42 [9] (0:10.90)	0:35.52 [10] (0:11.62)	0:23.90 [10] (0:11.93)	0:11.97 [10] (0:11.97)	4L	0:35.52	+12
9	12	KWINERN Minonette Kennedy	8	67.7 1000m	0:05.82 Overall	1:04.13 [9] (0:05.82)	0:58.31 [4] (0:10.96)	0:47.35 [3] (0:11.02)	0:36.33 [3] (0:11.50)	0:24.83 [3] (0:12.22)	0:12.61 [6] (0:12.61)	5L	0:36.33	+13
10	1	TURBOART Tyler Leslight	13	68.8 1000m	0:05.93 Overall	1:04.68 [10] (0:05.93)	0:58.75 [8] (0:11.19)	0:47.56 [4] (0:10.85)	0:36.71 [4] (0:11.65)	0:25.06 [5] (0:12.20)	0:12.86 [9] (0:12.86)	8L	0:36.71	+11

Scratched: Electric (#13), Skiddaw (#2), Oracolo (#8)

[] Ranking at each section and finish
 -:-:- No data available at this section
 NA No data available

SCN Saddle cloth number
 DNF Did not finish
 DNT Did not track



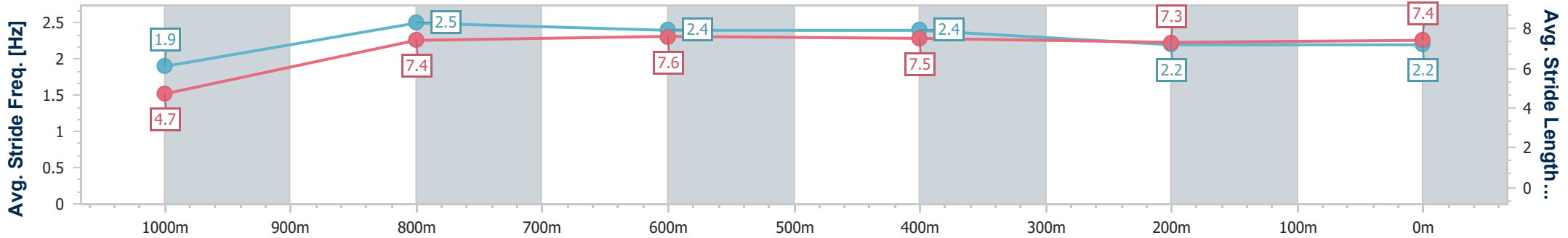
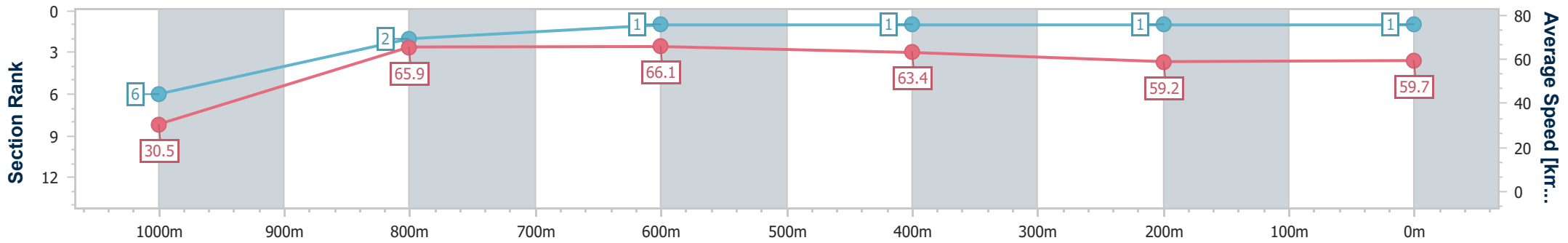
Horse/Jockey Name	Flank Speed
Final Rank	1
Fastest Section Time (Section)	0:05.92 (Overall)
Top Speed [km/h] (Section)	68.3 (1000m)
Race State	Finished



Toowoomba QLD Professional
 Race 1: CHS BROADBENT BENCHMARK 65 Handicap - 1050m
 16 December 2023 - 17:33
 Track Rating: Good 4 , Weather: Fine, Rail Position: +5m Entire



Section	Overall	1000m	800m	600m	400m	200m
Section Times	1:03.14 [1] (0:05.92)	0:57.22 [6] (0:10.86)	0:46.36 [2] (0:10.85)	0:35.51 [1] (0:11.37)	0:24.14 [1] (0:12.10)	0:12.04 [1] (0:12.04)
Average Speed [km/h]	30.5	65.9	66.1	63.4	59.2	59.7
Top Speed [km/h]	59.1	68.3	67.7	66.2	60.8	60.2
Avg. Dist. to Rail [m]	14.4	3.3	0.8	0.4	1.4	0.7
Avg. Stride Freq. [Hz]	1.9	2.5	2.4	2.4	2.2	2.2
Avg. Stride Length [m]	4.7	7.4	7.6	7.5	7.3	7.4



- [] Ranking at each section and finish
- .-.- No data available at this section
- NA No data available



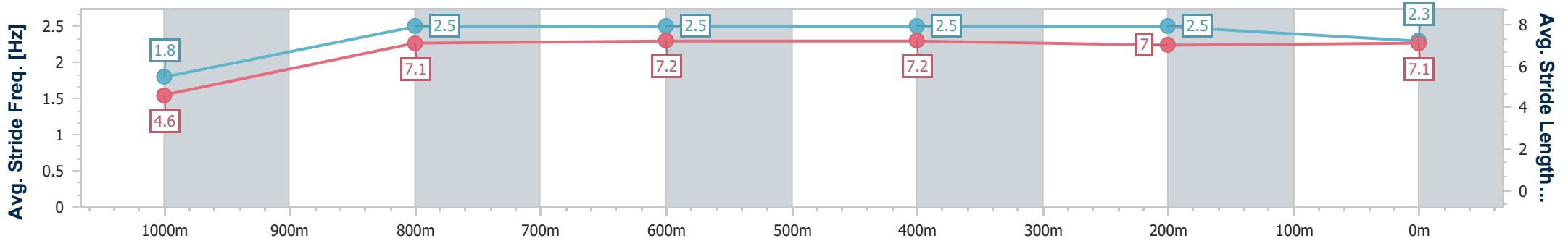
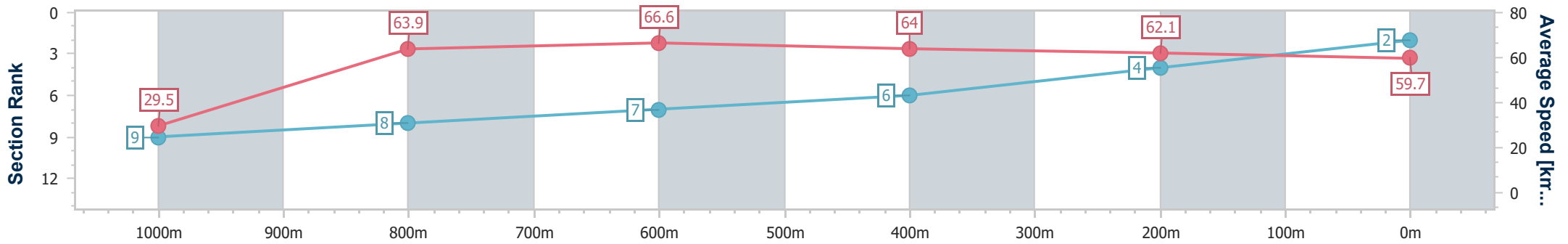
Horse/Jockey Name	Super Thief
Final Rank	2
Fastest Section Time (Section)	0:06.13 (Overall)
Top Speed [km/h] (Section)	67.2 (800m)
Race State	Finished



Toowoomba QLD Professional
 Race 1: CHS BROADBENT BENCHMARK 65 Handicap - 1050m
 16 December 2023 - 17:33
 Track Rating: Good 4 , Weather: Fine, Rail Position: +5m Entire



Section	Overall	1000m	800m	600m	400m	200m
Section Times	1:03.31 [2] (0:06.13)	0:57.18 [9] (0:11.38)	0:45.80 [8] (0:10.83)	0:34.97 [7] (0:11.30)	0:23.67 [6] (0:11.60)	0:12.07 [4]
Average Speed [km/h]	29.5	63.9	66.6	64.0	62.1	59.7
Top Speed [km/h]	57.4	67.0	67.2	66.4	63.6	61.7
Avg. Dist. to Rail [m]	21.1	2.9	1.3	0.5	0.4	1.9
Avg. Stride Freq. [Hz]	1.8	2.5	2.5	2.5	2.5	2.3
Avg. Stride Length [m]	4.6	7.1	7.2	7.2	7.0	7.1



- [] Ranking at each section and finish
- .-.- No data available at this section
- NA No data available



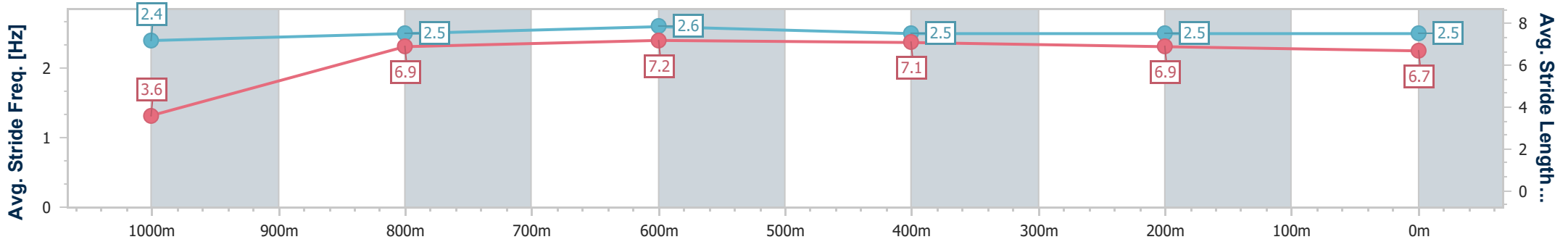
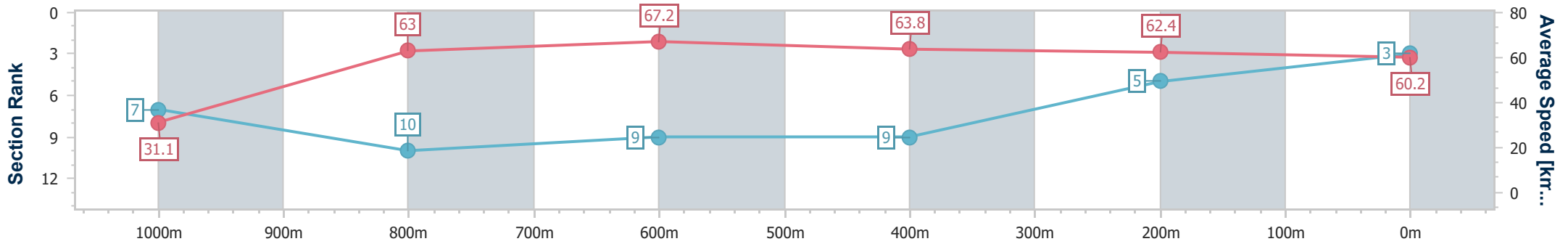
Horse/Jockey Name	Incomparable
Final Rank	3
Fastest Section Time (Section)	0:05.93 (Overall)
Top Speed [km/h] (Section)	67.0 (800m)
Race State	Finished



Toowoomba QLD Professional
Race 1: CHS BROADBENT BENCHMARK 65 Handicap - 1050m
 16 December 2023 - 17:33
 Track Rating: Good 4 , Weather: Fine, Rail Position: +5m Entire



Section	Overall	1000m	800m	600m	400m	200m
Section Times	1:03.41 [3] (0:05.93)	0:57.48 [7] (0:11.63)	0:45.85 [10] (0:10.82)	0:35.03 [9] (0:11.49)	0:23.54 [9] (0:11.58)	0:11.96 [5]
Average Speed [km/h]	31.1	63.0	67.2	63.8	62.4	60.2
Top Speed [km/h]	57.9	66.0	67.0	66.4	63.7	62.2
Avg. Dist. to Rail [m]	17.3	5.7	2.9	3.6	2.3	5.1
Avg. Stride Freq. [Hz]	2.4	2.5	2.6	2.5	2.5	2.5
Avg. Stride Length [m]	3.6	6.9	7.2	7.1	6.9	6.7



- [] Ranking at each section and finish
- .-.- No data available at this section
- NA No data available



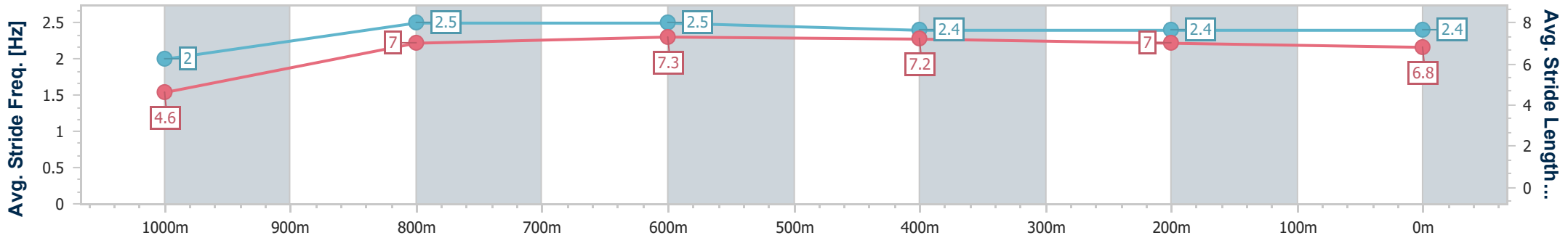
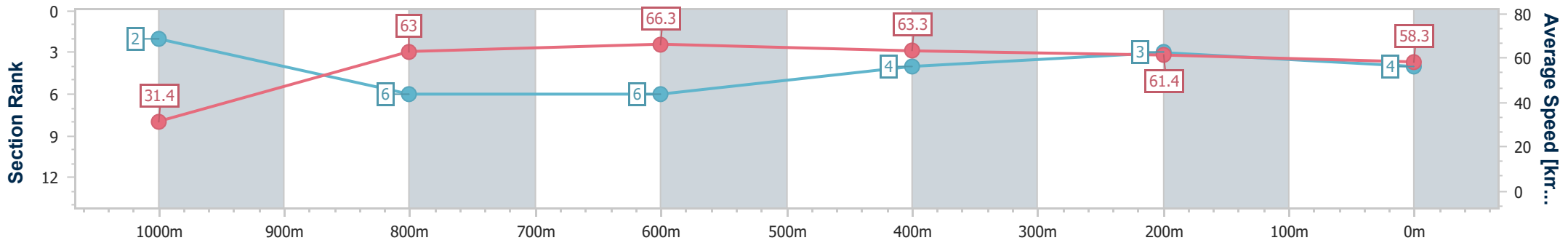
Horse/Jockey Name	Coburg
Final Rank	4
Fastest Section Time (Section)	0:05.74 (Overall)
Top Speed [km/h] (Section)	67.5 (800m)
Race State	Finished



Toowoomba QLD Professional
 Race 1: CHS BROADBENT BENCHMARK 65 Handicap - 1050m
 16 December 2023 - 17:33
 Track Rating: Good 4 , Weather: Fine, Rail Position: +5m Entire



Section	Overall	1000m	800m	600m	400m	200m
Section Times	1:03.52 [4] (0:05.74)	0:57.78 [2] (0:11.50)	0:46.28 [6] (0:10.87)	0:35.41 [6] (0:11.31)	0:24.10 [4] (0:11.77)	0:12.33 [3] (0:12.33)
Average Speed [km/h]	31.4	63.0	66.3	63.3	61.4	58.3
Top Speed [km/h]	57.7	66.8	67.5	65.0	63.7	60.1
Avg. Dist. to Rail [m]	18.0	2.9	0.5	1.0	1.3	1.5
Avg. Stride Freq. [Hz]	2.0	2.5	2.5	2.4	2.4	2.4
Avg. Stride Length [m]	4.6	7.0	7.3	7.2	7.0	6.8



- [] Ranking at each section and finish
- .-.- No data available at this section
- NA No data available



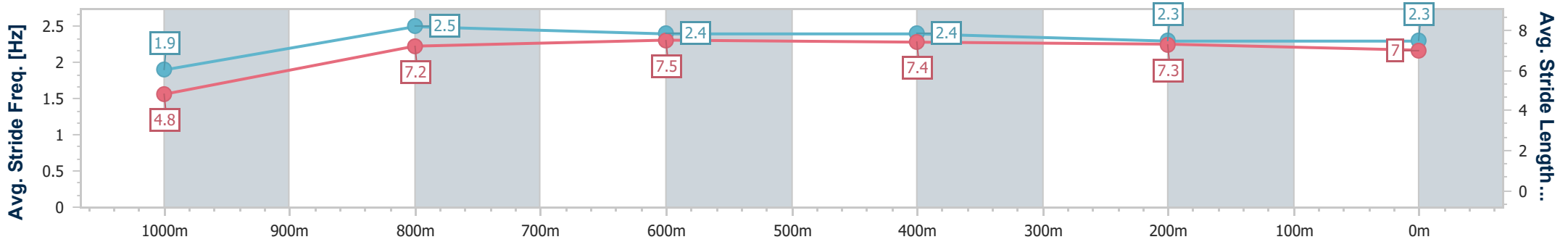
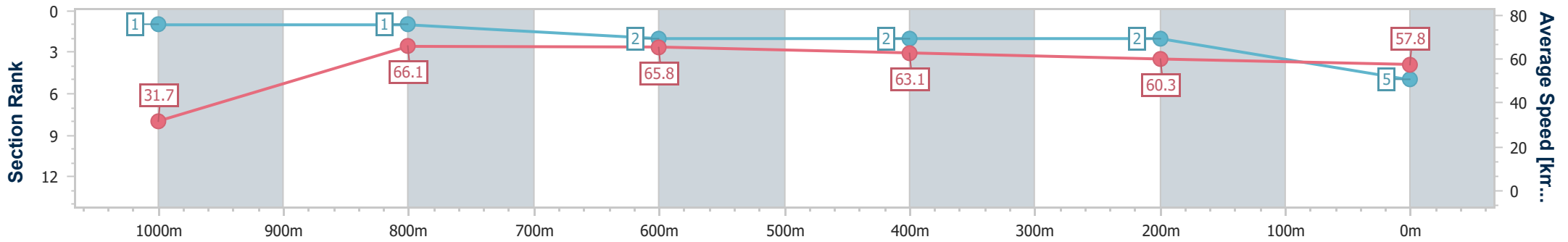
Horse/Jockey Name	Titans
Final Rank	5
Fastest Section Time (Section)	0:05.69 (Overall)
Top Speed [km/h] (Section)	68.4 (1000m)
Race State	Finished



Toowoomba QLD Professional
 Race 1: CHS BROADBENT BENCHMARK 65 Handicap - 1050m
 16 December 2023 - 17:33
 Track Rating: Good 4 , Weather: Fine, Rail Position: +5m Entire



Section	Overall	1000m	800m	600m	400m	200m
Section Times	1:03.57 [5] (0:05.69)	0:57.88 [1] (0:11.02)	0:46.86 [1] (0:11.03)	0:35.83 [2] (0:11.42)	0:24.41 [2] (0:11.97)	0:12.44 [2] (0:12.44)
Average Speed [km/h]	31.7	66.1	65.8	63.1	60.3	57.8
Top Speed [km/h]	59.1	68.4	67.2	64.6	62.2	59.6
Avg. Dist. to Rail [m]	25.7	4.4	2.6	0.7	0.8	2.3
Avg. Stride Freq. [Hz]	1.9	2.5	2.4	2.4	2.3	2.3
Avg. Stride Length [m]	4.8	7.2	7.5	7.4	7.3	7.0



- [] Ranking at each section and finish
- .-.- No data available at this section
- NA No data available



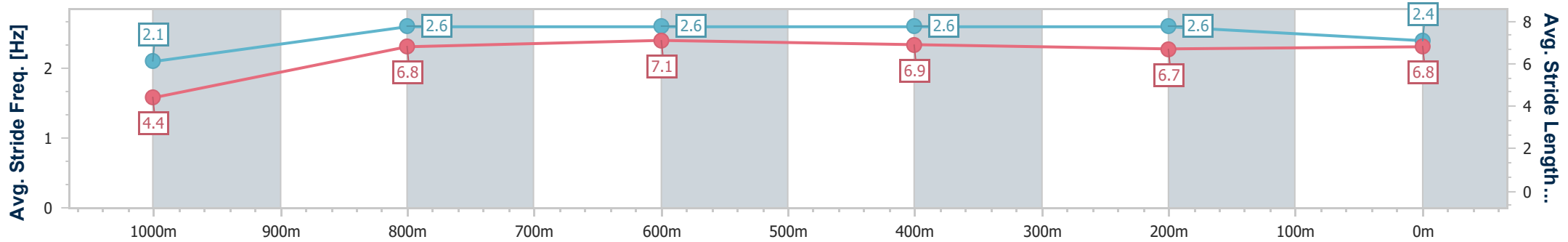
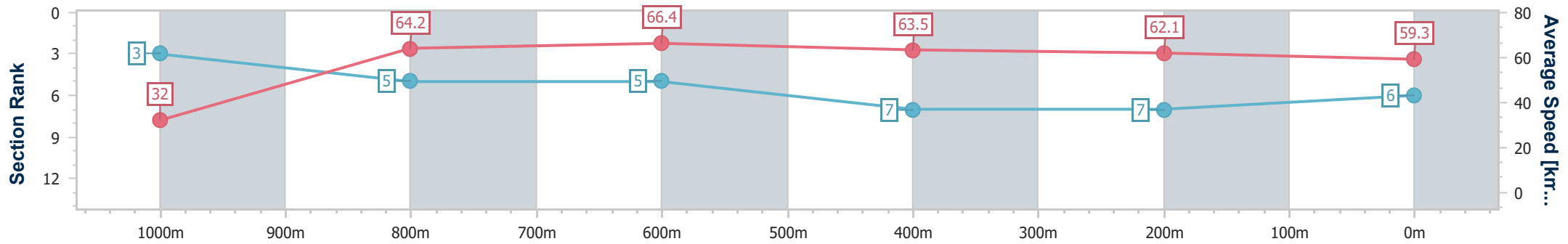
Horse/Jockey Name	Spinning Spirit
Final Rank	6
Fastest Section Time (Section)	0:05.74 (Overall)
Top Speed [km/h] (Section)	67.1 (800m)
Race State	Finished



Toowoomba QLD Professional
 Race 1: CHS BROADBENT BENCHMARK 65 Handicap - 1050m
 16 December 2023 - 17:33
 Track Rating: Good 4 , Weather: Fine, Rail Position: +5m Entire



Section	Overall	1000m	800m	600m	400m	200m
Section Times	1:03.65 [6] (0:05.74)	0:57.91 [3] (0:11.42)	0:46.49 [5] (0:10.94)	0:35.55 [5] (0:11.60)	0:23.95 [7] (0:11.83)	0:12.12 [7] (0:12.12)
Average Speed [km/h]	32.0	64.2	66.4	63.5	62.1	59.3
Top Speed [km/h]	56.9	66.0	67.1	65.4	64.8	61.1
Avg. Dist. to Rail [m]	13.4	6.1	3.8	4.1	5.3	5.9
Avg. Stride Freq. [Hz]	2.1	2.6	2.6	2.6	2.6	2.4
Avg. Stride Length [m]	4.4	6.8	7.1	6.9	6.7	6.8



- [] Ranking at each section and finish
- .-.- No data available at this section
- NA No data available



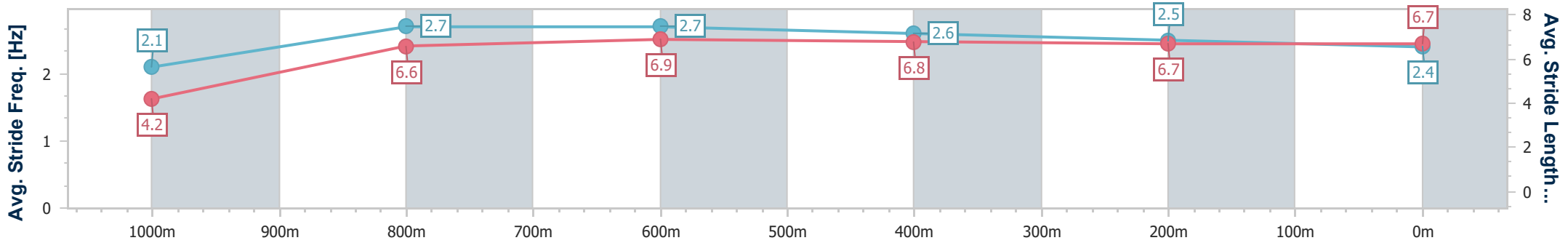
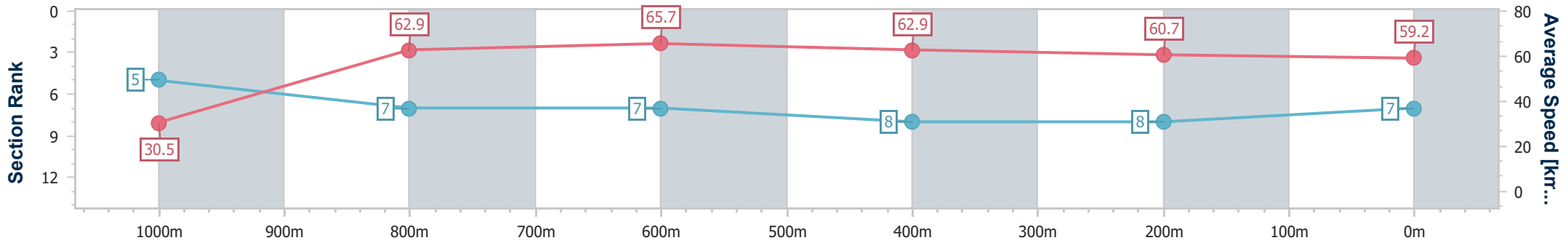
Horse/Jockey Name	Nicci De Rosa
Final Rank	7
Fastest Section Time (Section)	0:05.89 (Overall)
Top Speed [km/h] (Section)	66.5 (1000m)
Race State	Finished



Toowoomba QLD Professional
 Race 1: CHS BROADBENT BENCHMARK 65 Handicap - 1050m
 16 December 2023 - 17:33
 Track Rating: Good 4 , Weather: Fine, Rail Position: +5m Entire



Section	Overall	1000m	800m	600m	400m	200m
Section Times	1:03.72 [7] (0:05.89)	0:57.83 [5] (0:11.49)	0:46.34 [7] (0:10.96)	0:35.38 [7] (0:11.40)	0:23.98 [8] (0:11.84)	0:12.14 [8] (0:12.14)
Average Speed [km/h]	30.5	62.9	65.7	62.9	60.7	59.2
Top Speed [km/h]	57.3	66.5	66.5	64.9	62.7	60.2
Avg. Dist. to Rail [m]	16.7	1.8	0.6	0.7	1.1	0.6
Avg. Stride Freq. [Hz]	2.1	2.7	2.7	2.6	2.5	2.4
Avg. Stride Length [m]	4.2	6.6	6.9	6.8	6.7	6.7



- [] Ranking at each section and finish
- .-.- No data available at this section
- NA No data available



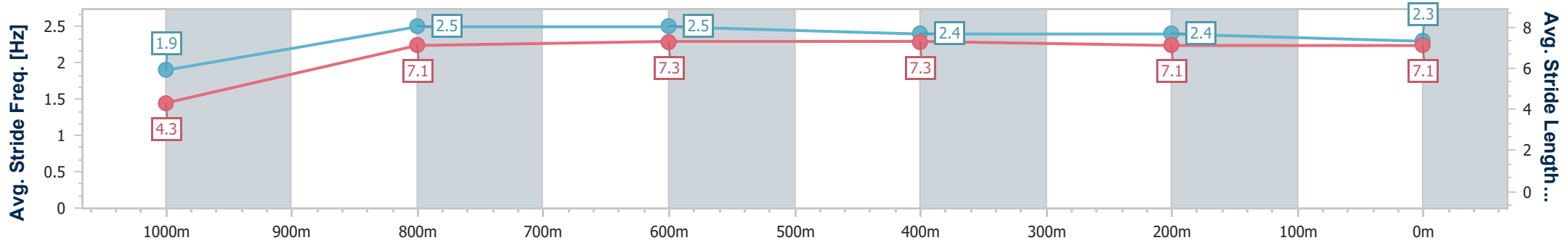
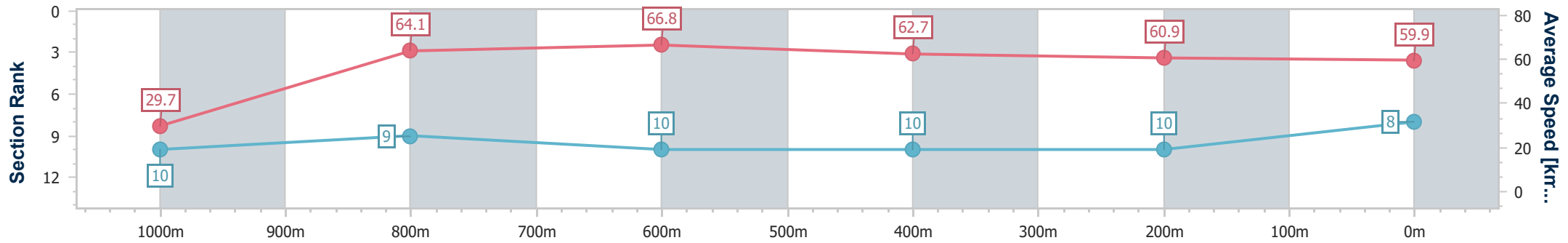
Horse/Jockey Name	Copper Sunset
Final Rank	8
Fastest Section Time (Section)	0:06.16 (Overall)
Top Speed [km/h] (Section)	68.3 (800m)
Race State	Finished



Toowoomba QLD Professional
 Race 1: CHS BROADBENT BENCHMARK 65 Handicap - 1050m
 16 December 2023 - 17:33
 Track Rating: Good 4 , Weather: Fine, Rail Position: +5m Entire



Section	Overall	1000m	800m	600m	400m	200m
Section Times	1:03.95 [8] (0:06.16)	0:57.79 [10] (0:11.37)	0:46.42 [9] (0:10.90)	0:35.52 [10] (0:11.62)	0:23.90 [10] (0:11.93)	0:11.97 [10] (0:11.97)
Average Speed [km/h]	29.7	64.1	66.8	62.7	60.9	59.9
Top Speed [km/h]	57.3	68.0	68.3	66.0	61.8	61.2
Avg. Dist. to Rail [m]	22.8	4.8	3.3	2.7	1.3	1.5
Avg. Stride Freq. [Hz]	1.9	2.5	2.5	2.4	2.4	2.3
Avg. Stride Length [m]	4.3	7.1	7.3	7.3	7.1	7.1



- [] Ranking at each section and finish
- .-.- No data available at this section
- NA No data available



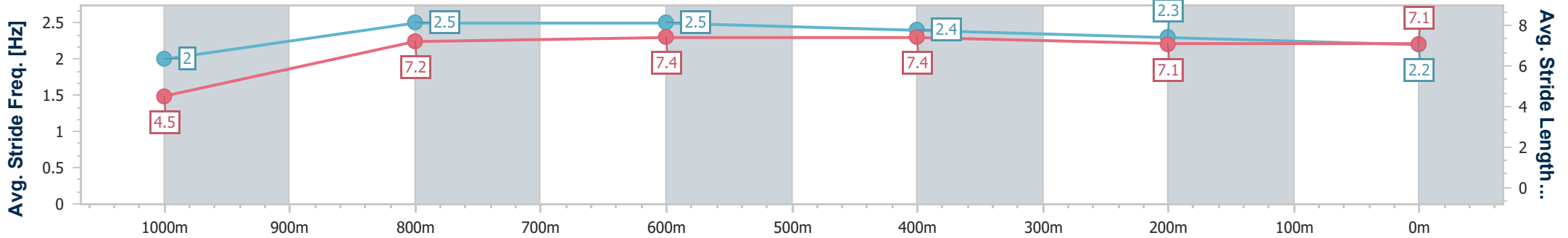
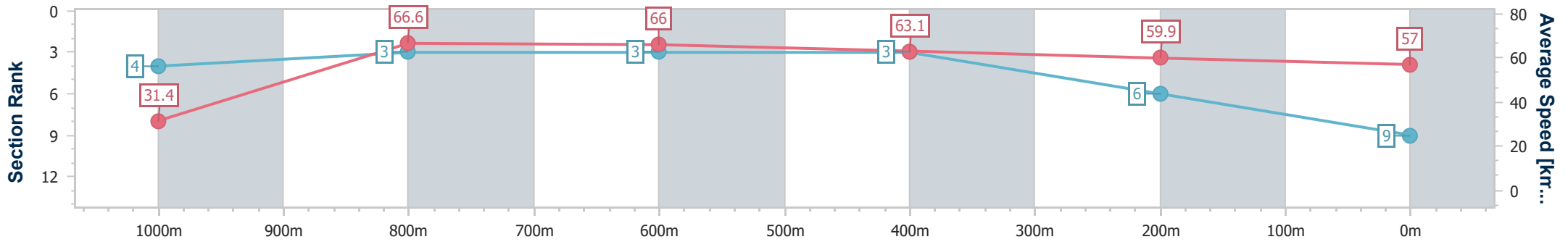
Horse/Jockey Name	Kwinern
Final Rank	9
Fastest Section Time (Section)	0:05.82 (Overall)
Top Speed [km/h] (Section)	67.7 (1000m)
Race State	Finished



Toowoomba QLD Professional
 Race 1: CHS BROADBENT BENCHMARK 65 Handicap - 1050m
 16 December 2023 - 17:33
 Track Rating: Good 4 , Weather: Fine, Rail Position: +5m Entire



Section	Overall	1000m	800m	600m	400m	200m
Section Times	1:04.13 [9] (0:05.82)	0:58.31 [4] (0:10.96)	0:47.35 [3] (0:11.02)	0:36.33 [3] (0:11.50)	0:24.83 [3] (0:12.22)	0:12.61 [6]
Average Speed [km/h]	31.4	66.6	66.0	63.1	59.9	57.0
Top Speed [km/h]	59.1	67.7	67.0	64.8	61.4	59.0
Avg. Dist. to Rail [m]	28.1	4.9	3.2	2.1	3.2	3.2
Avg. Stride Freq. [Hz]	2.0	2.5	2.5	2.4	2.3	2.2
Avg. Stride Length [m]	4.5	7.2	7.4	7.4	7.1	7.1



- [] Ranking at each section and finish
- .-.- No data available at this section
- NA No data available



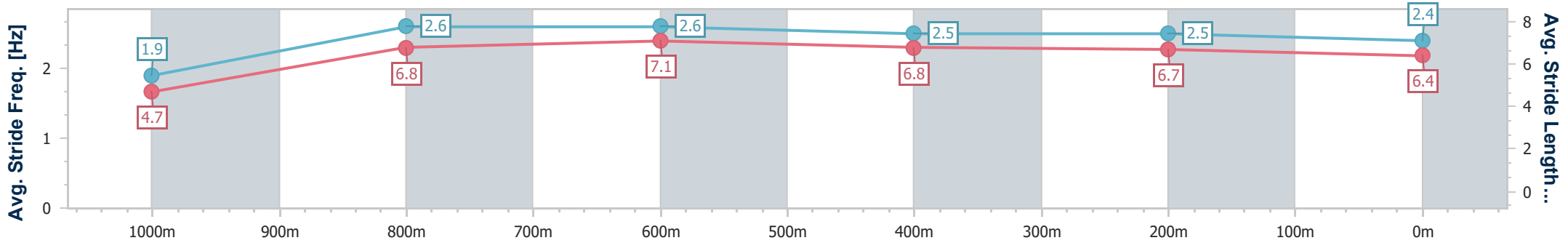
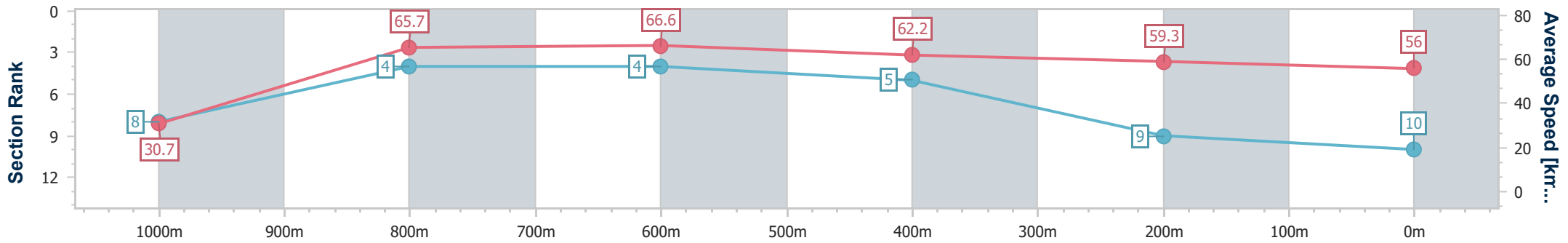
Horse/Jockey Name	Turboart
Final Rank	10
Fastest Section Time (Section)	0:05.93 (Overall)
Top Speed [km/h] (Section)	68.8 (1000m)
Race State	Finished



Toowoomba QLD Professional
 Race 1: CHS BROADBENT BENCHMARK 65 Handicap - 1050m
 16 December 2023 - 17:33
 Track Rating: Good 4 , Weather: Fine, Rail Position: +5m Entire



Section	Overall	1000m	800m	600m	400m	200m
Section Times	1:04.68 [10] (0:05.93)	0:58.75 [8] (0:11.19)	0:47.56 [4] (0:10.85)	0:36.71 [4] (0:11.65)	0:25.06 [5] (0:12.20)	0:12.86 [9] (0:12.86)
Average Speed [km/h]	30.7	65.7	66.6	62.2	59.3	56.0
Top Speed [km/h]	54.6	68.8	67.4	64.5	61.0	58.3
Avg. Dist. to Rail [m]	28.4	6.3	1.3	1.5	1.5	1.7
Avg. Stride Freq. [Hz]	1.9	2.6	2.6	2.5	2.5	2.4
Avg. Stride Length [m]	4.7	6.8	7.1	6.8	6.7	6.4



- [] Ranking at each section and finish
- .-.- No data available at this section
- NA No data available