



Sunshine Coast QLD Professional

Race 6: ACCESS INSULATION Maiden Plate - 1000m

17 December 2023 - 15:35



Track Rating: Soft 5, Weather: Overcast, Rail Position: True

Section											Last 600m		
Field Times		Overall	800m	600m	400m	200m						0:34.55	
		0:58.82 (0:13.44)	0:45.38 (0:10.83)	0:34.55 (0:11.45)	0:23.10 (0:11.36)	0:11.74 (0:11.74)							
Rank	TAB	Horse/Jockey	Barrier	Top Speed [km/h]	Fastest Section							Margin	Distance Travelled [m]
1	12	DIRTY DANCING Jake Bayliss	1	67.0 800m	0:10.99 800m	0:58.82 [1] (0:13.61)	0:45.21 [4] (0:10.99)	0:34.22 [4] (0:11.48)	0:22.74 [3] (0:11.18)	0:11.56 [2] (0:11.56)	0:58.82	0:34.22	
2	8	PAYLINE Robbie Dolan	13	68.5 800m	0:11.10 800m	0:58.89 [2] (0:13.85)	0:45.04 [12] (0:11.10)	0:33.94 [11] (0:11.39)	0:22.55 [9] (0:11.15)	0:11.40 [7] (0:11.40)	0.3L	0:33.94	+5
3	1	LUVARCHIE Ben Thompson	6	67.9 800m	0:10.74 800m	0:58.89 [3] (0:13.53)	0:45.36 [3] (0:10.74)	0:34.62 [1] (0:11.45)	0:23.17 [1] (0:11.36)	0:11.81 [1] (0:11.81)	0.4L	0:34.62	-2
4	9	SLIPPIN' JIMMY Justin Huxtable	15	67.1 800m	0:11.08 400m	0:59.00 [4] (0:13.66)	0:45.34 [7] (0:11.22)	0:34.12 [9] (0:11.30)	0:22.82 [5] (0:11.08)	0:11.74 [3] (0:11.74)	0.9L	0:34.12	+1
5	2	NOTACLUEHOWORWHO Anthony Allen	24	68.2 Overall	0:11.04 800m	0:59.37 [5] (0:13.83)	0:45.54 [10] (0:11.04)	0:34.50 [7] (0:11.35)	0:23.15 [6] (0:11.31)	0:11.84 [8] (0:11.84)	2.9L	0:34.50	+6
6	5	CAPITAL CHASE Taylor Marshall	11	68.6 800m	0:10.87 800m	0:59.39 [6] (0:13.84)	0:45.55 [11] (0:10.87)	0:34.68 [5] (0:11.37)	0:23.31 [4] (0:11.25)	0:12.06 [5] (0:12.06)	3L	0:34.68	+3
7	11	CAESAR CAKE Casey Waddell	10	68.8 800m	0:11.05 800m	0:59.41 [7] (0:13.91)	0:45.50 [13] (0:11.05)	0:34.45 [13] (0:11.44)	0:23.01 [11] (0:11.21)	0:11.80 [9] (0:11.80)	3.1L	0:34.45	+2
8	6	GOLDEN DUBAI Kyle Wilson-Taylor	12	69.3 Overall	0:10.81 800m	0:59.48 [8] (0:13.48)	0:46.00 [2] (0:10.81)	0:35.19 [2] (0:11.63)	0:23.56 [2] (0:11.36)	0:12.20 [4] (0:12.20)	3.4L	0:35.19	+0
9	14	HEARTS ARE RACING Damien Thornton	19	67.1 800m	0:11.10 400m	0:59.60 [9] (0:13.94)	0:45.66 [14] (0:11.23)	0:34.43 [14] (0:11.47)	0:22.96 [13] (0:11.10)	0:11.86 [11] (0:11.86)	3.9L	0:34.43	+8
10	10	TARGETED James Orman	18	67.5 Overall	0:11.08 400m	0:59.63 [10] (0:13.64)	0:45.99 [5] (0:11.24)	0:34.75 [8] (0:11.44)	0:23.31 [8] (0:11.08)	0:12.23 [6] (0:12.23)	4L	0:34.75	+7

Scratched: Twilight Rock (#4), Heiress (#15), Brave Sailor (#19), Barassi (#22), Touchofclass (#23), Mr Dollar (#24), Balletto (#21), Kelanoa (#20), Elle Magic (#17), Limero (#7)

[] Ranking at each section and finish
 -:-:- No data available at this section
 NA No data available
 SCN Saddle cloth number
 DNF Did not finish
 DNT Did not track



Sunshine Coast QLD Professional
Race 6: ACCESS INSULATION Maiden Plate - 1000m
17 December 2023 - 15:35



Track Rating: Soft 5, Weather: Overcast, Rail Position: True

Section		Overall	800m	600m	400m	200m	Last 600m					
Field Times		0:58.82 (0:13.44)	0:45.38 (0:10.83)	0:34.55 (0:11.45)	0:23.10 (0:11.36)	0:11.74 (0:11.74)	0:34.55					
Rank	TAB Horse/Jockey	Barrier	Top Speed [km/h]	Fastest Section	Margin					Distance Travelled [m]		
11	16 SHOW ME THE STARS Chris Meehan	22	68.4 Overall	0:11.26 800m	0:59.74 [11] (0:13.66)	0:46.08 [8] (0:11.26)	0:34.82 [10] (0:11.43)	0:23.39 [10] (0:11.26)	0:12.13 [10] (0:12.13)	4.5L	0:34.82	+5
12	3 SIR LEONIDAS Michael Rodd	8	67.6 800m	0:11.13 800m	0:59.88 [12] (0:13.65)	0:46.23 [6] (0:11.13)	0:35.10 [6] (0:11.62)	0:23.48 [12] (0:11.35)	0:12.13 [12] (0:12.13)	5.3L	0:35.10	+3
13	18 SEXY LEXY Trudy Thornton	20	69.3 Overall	0:11.06 800m	1:00.57 [13] (0:13.44)	0:47.13 [1] (0:11.06)	0:36.07 [3] (0:11.74)	0:24.33 [7] (0:11.64)	0:12.69 [14] (0:12.69)	9.3L	0:36.07	+5
14	13 PATTI 'N' FAY Les Tilley	4	67.5 800m	0:11.16 800m	1:00.64 [14] (0:13.80)	0:46.84 [9] (0:11.16)	0:35.68 [12] (0:11.70)	0:23.98 [14] (0:11.19)	0:12.79 [13] (0:12.79)	9.6L	0:35.68	+3

Scratched: Twilight Rock (#4), Heiress (#15), Brave Sailor (#19), Barassi (#22), Touchofclass (#23), Mr Dollar (#24), Balletto (#21), Kelanoa (#20), Elle Magic (#17), Limero (#7)

[] Ranking at each section and finish
 -:-:-:- No data available at this section
 NA No data available

SCN Saddle cloth number
 DNF Did not finish
 DNT Did not track



Horse/Jockey Name	Dirty Dancing
Final Rank	1
Fastest Section Time (Section)	0:10.99 (800m)
Top Speed [km/h] (Section)	67.0 (800m)
Race State	Finished



Sunshine Coast QLD Professional

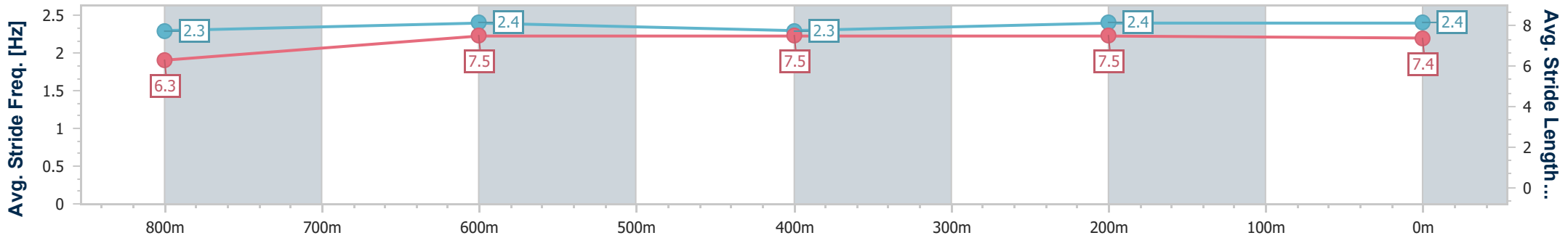
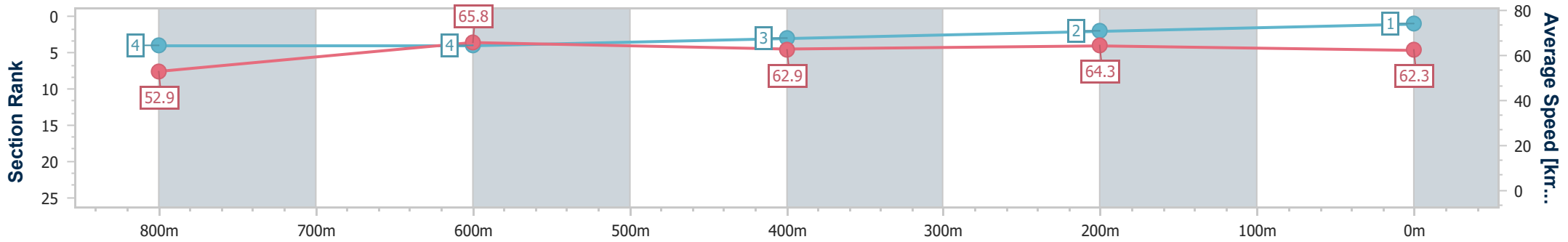
Race 6: ACCESS INSULATION Maiden Plate - 1000m



17 December 2023 - 15:35

Track Rating: Soft 5, Weather: Overcast, Rail Position: True

Section	Overall	800m	600m	400m	200m
Section Times	0:58.82 [1] (0:13.61)	0:45.21 [4] (0:10.99)	0:34.22 [4] (0:11.48)	0:22.74 [3] (0:11.18)	0:11.56 [2] (0:11.56)
Average Speed [km/h]	52.9	65.8	62.9	64.3	62.3
Top Speed [km/h]	66.8	67.0	64.4	66.3	64.2
Avg. Dist. to Rail [m]	2.9	1.3	0.3	2.5	4.7
Avg. Stride Freq. [Hz]	2.3	2.4	2.3	2.4	2.4
Avg. Stride Length [m]	6.3	7.5	7.5	7.5	7.4



- [] Ranking at each section and finish
- .-.- No data available at this section
- NA No data available



Horse/Jockey Name	Payline
Final Rank	2
Fastest Section Time (Section)	0:11.10 (800m)
Top Speed [km/h] (Section)	68.5 (800m)
Race State	Finished



Sunshine Coast QLD Professional

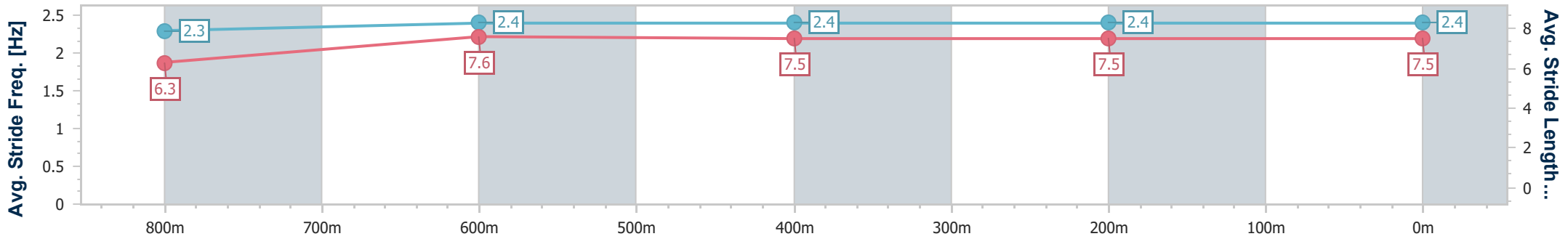
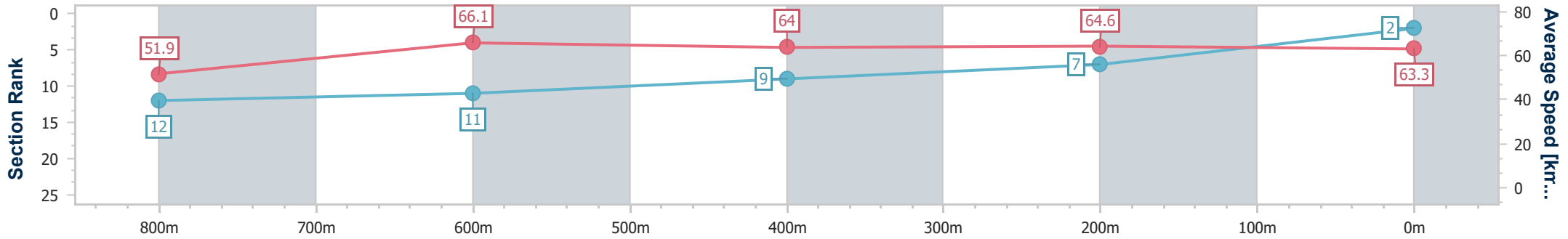
Race 6: ACCESS INSULATION Maiden Plate - 1000m



17 December 2023 - 15:35

Track Rating: Soft 5, Weather: Overcast, Rail Position: True

Section	Overall	800m	600m	400m	200m
Section Times	0:58.89 [2] (0:13.85)	0:45.04 [12] (0:11.10)	0:33.94 [11] (0:11.39)	0:22.55 [9] (0:11.15)	0:11.40 [7] (0:11.40)
Average Speed [km/h]	51.9	66.1	64.0	64.6	63.3
Top Speed [km/h]	68.2	68.5	66.5	65.7	64.9
Avg. Dist. to Rail [m]	8.5	4.5	2.0	5.0	7.7
Avg. Stride Freq. [Hz]	2.3	2.4	2.4	2.4	2.4
Avg. Stride Length [m]	6.3	7.6	7.5	7.5	7.5



- [] Ranking at each section and finish
- .-.- No data available at this section
- NA No data available



Horse/Jockey Name	Luvarchie
Final Rank	3
Fastest Section Time (Section)	0:10.74 (800m)
Top Speed [km/h] (Section)	67.9 (800m)
Race State	Finished



Sunshine Coast QLD Professional

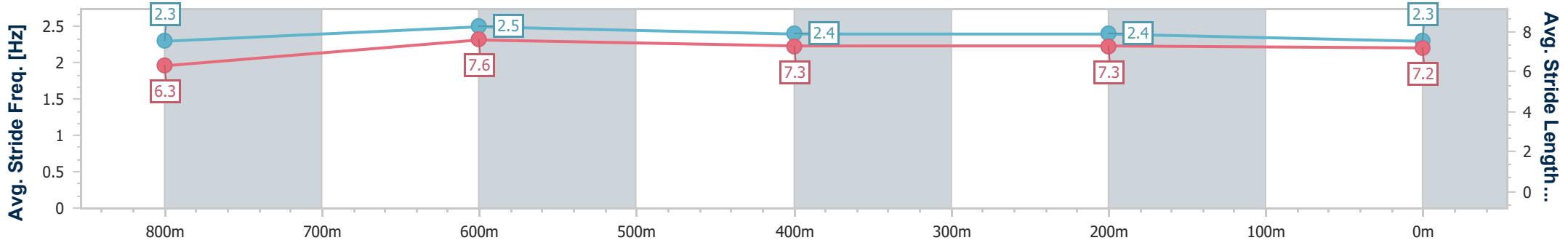
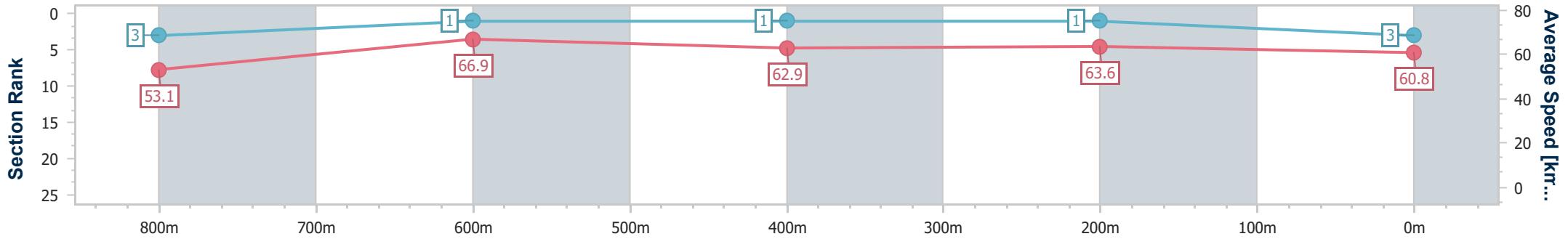
Race 6: ACCESS INSULATION Maiden Plate - 1000m



17 December 2023 - 15:35

Track Rating: Soft 5, Weather: Overcast, Rail Position: True

Section	Overall	800m	600m	400m	200m
Section Times	0:58.89 [3] (0:13.53)	0:45.36 [3] (0:10.74)	0:34.62 [1] (0:11.45)	0:23.17 [1] (0:11.36)	0:11.81 [1] (0:11.81)
Average Speed [km/h]	53.1	66.9	62.9	63.6	60.8
Top Speed [km/h]	66.9	67.9	64.4	64.4	63.4
Avg. Dist. to Rail [m]	3.4	1.2	0.2	4.0	5.2
Avg. Stride Freq. [Hz]	2.3	2.5	2.4	2.4	2.3
Avg. Stride Length [m]	6.3	7.6	7.3	7.3	7.2



- [] Ranking at each section and finish
- .-.- No data available at this section
- NA No data available



Horse/Jockey Name	Slippin' Jimmy
Final Rank	4
Fastest Section Time (Section)	0:11.08 (400m)
Top Speed [km/h] (Section)	67.1 (800m)
Race State	Finished



Sunshine Coast QLD Professional

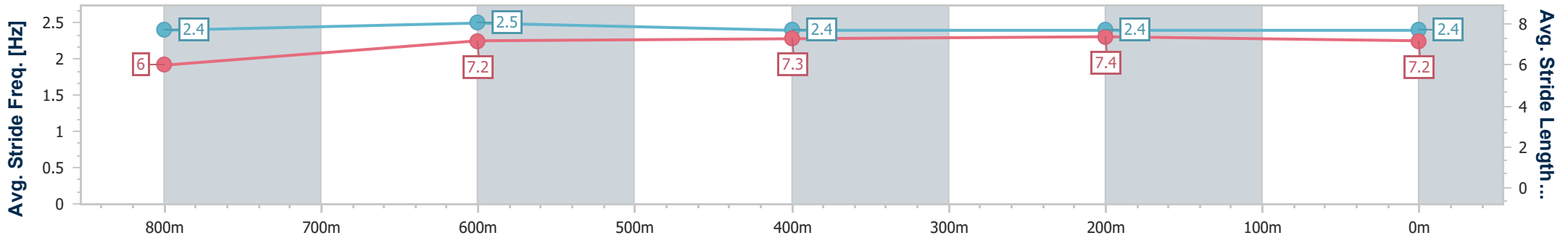
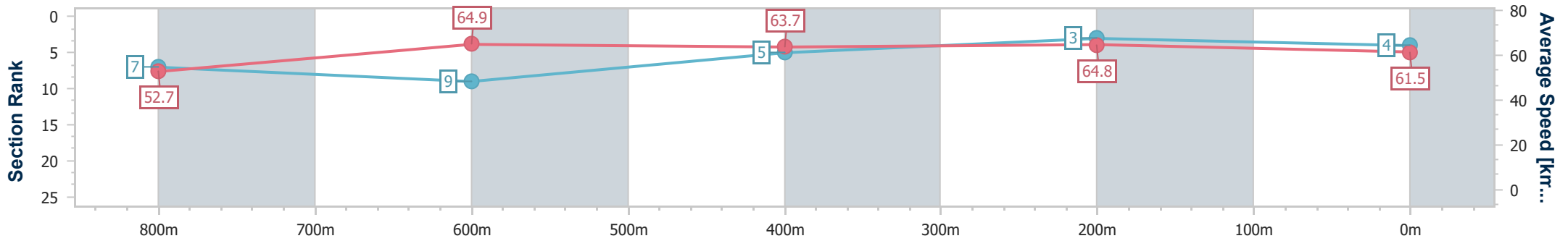
Race 6: ACCESS INSULATION Maiden Plate - 1000m



17 December 2023 - 15:35

Track Rating: Soft 5, Weather: Overcast, Rail Position: True

Section	Overall	800m	600m	400m	200m
Section Times	0:59.00 [4] (0:13.66)	0:45.34 [7] (0:11.22)	0:34.12 [9] (0:11.30)	0:22.82 [5] (0:11.08)	0:11.74 [3] (0:11.74)
Average Speed [km/h]	52.7	64.9	63.7	64.8	61.5
Top Speed [km/h]	67.0	67.1	65.7	66.0	65.0
Avg. Dist. to Rail [m]	8.5	2.9	0.5	4.5	7.0
Avg. Stride Freq. [Hz]	2.4	2.5	2.4	2.4	2.4
Avg. Stride Length [m]	6.0	7.2	7.3	7.4	7.2



- [] Ranking at each section and finish
- .-.- No data available at this section
- NA No data available



Horse/Jockey Name	Notacluehoworwho
Final Rank	5
Fastest Section Time (Section)	0:11.04 (800m)
Top Speed [km/h] (Section)	68.2 (Overall)
Race State	Finished



Sunshine Coast QLD Professional

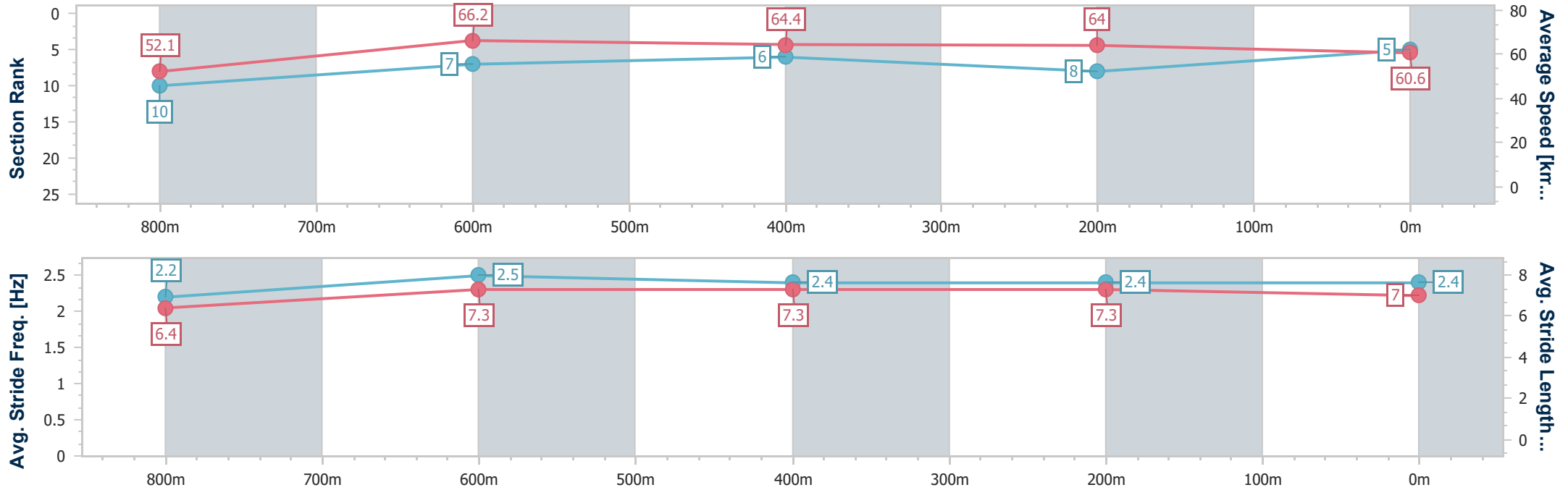
Race 6: ACCESS INSULATION Maiden Plate - 1000m



17 December 2023 - 15:35

Track Rating: Soft 5, Weather: Overcast, Rail Position: True

Section	Overall	800m	600m	400m	200m
Section Times	0:59.37 [5] (0:13.83)	0:45.54 [10] (0:11.04)	0:34.50 [7] (0:11.35)	0:23.15 [6] (0:11.31)	0:11.84 [8] (0:11.84)
Average Speed [km/h]	52.1	66.2	64.4	64.0	60.6
Top Speed [km/h]	68.2	68.0	68.0	64.6	63.2
Avg. Dist. to Rail [m]	14.0	5.5	2.6	7.3	12.4
Avg. Stride Freq. [Hz]	2.2	2.5	2.4	2.4	2.4
Avg. Stride Length [m]	6.4	7.3	7.3	7.3	7.0



- [] Ranking at each section and finish
- .-.- No data available at this section
- NA No data available



Horse/Jockey Name	Capital Chase
Final Rank	6
Fastest Section Time (Section)	0:10.87 (800m)
Top Speed [km/h] (Section)	68.6 (800m)
Race State	Finished



Sunshine Coast QLD Professional

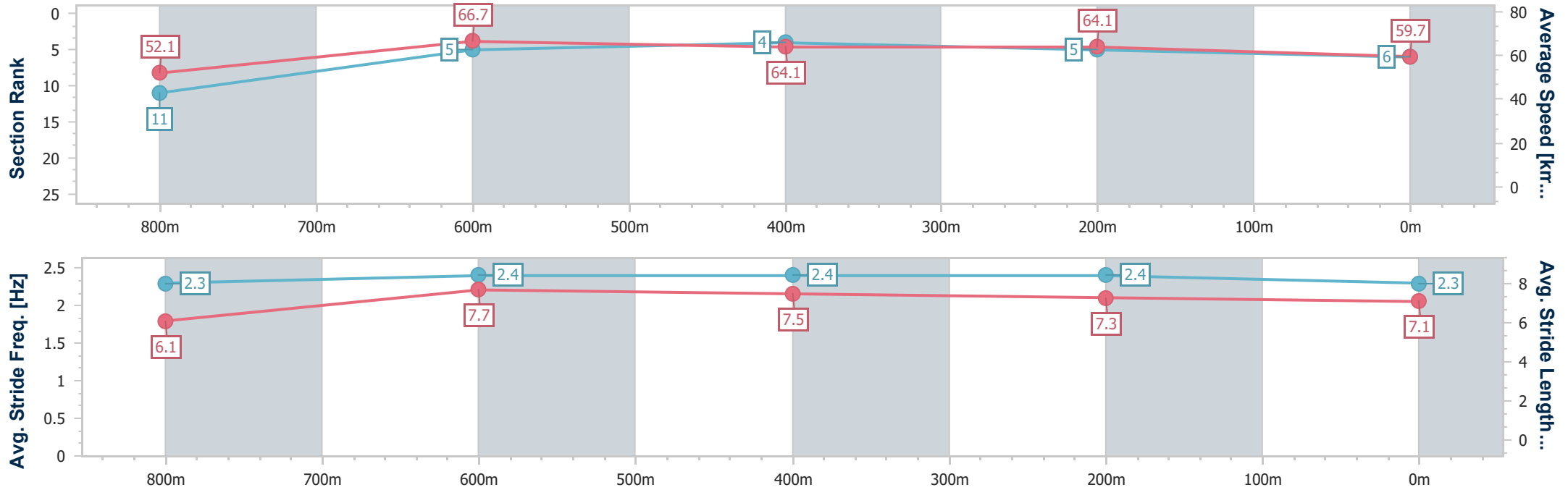
Race 6: ACCESS INSULATION Maiden Plate - 1000m



17 December 2023 - 15:35

Track Rating: Soft 5, Weather: Overcast, Rail Position: True

Section	Overall	800m	600m	400m	200m
Section Times	0:59.39 [6] (0:13.84)	0:45.55 [11] (0:10.87)	0:34.68 [5] (0:11.37)	0:23.31 [4] (0:11.25)	0:12.06 [5] (0:12.06)
Average Speed [km/h]	52.1	66.7	64.1	64.1	59.7
Top Speed [km/h]	68.5	68.6	66.4	65.8	63.5
Avg. Dist. to Rail [m]	6.2	2.2	1.9	6.9	9.0
Avg. Stride Freq. [Hz]	2.3	2.4	2.4	2.4	2.3
Avg. Stride Length [m]	6.1	7.7	7.5	7.3	7.1



- [] Ranking at each section and finish
- .-.- No data available at this section
- NA No data available



Horse/Jockey Name	Caesar Cake
Final Rank	7
Fastest Section Time (Section)	0:11.05 (800m)
Top Speed [km/h] (Section)	68.8 (800m)
Race State	Finished



Sunshine Coast QLD Professional

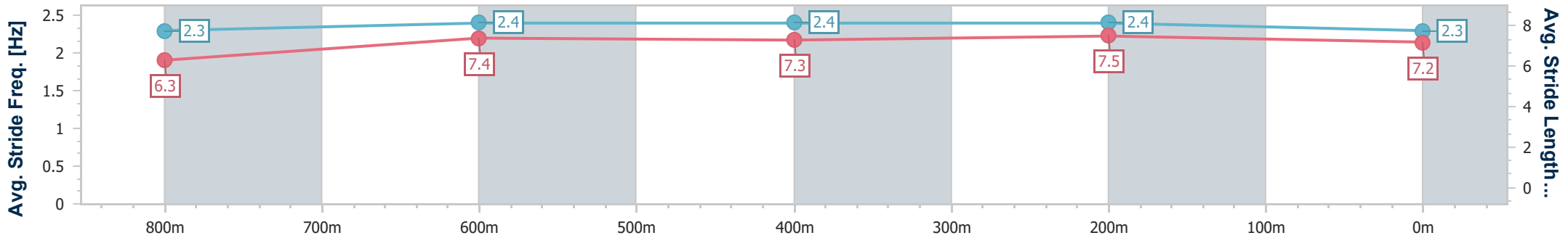
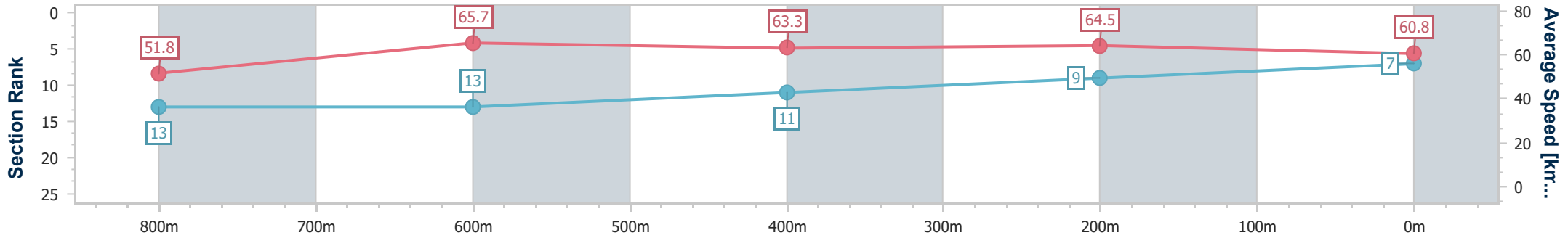
Race 6: ACCESS INSULATION Maiden Plate - 1000m



17 December 2023 - 15:35

Track Rating: Soft 5, Weather: Overcast, Rail Position: True

Section	Overall	800m	600m	400m	200m
Section Times	0:59.41 [7] (0:13.91)	0:45.50 [13] (0:11.05)	0:34.45 [13] (0:11.44)	0:23.01 [11] (0:11.21)	0:11.80 [9] (0:11.80)
Average Speed [km/h]	51.8	65.7	63.3	64.5	60.8
Top Speed [km/h]	66.2	68.8	65.7	65.8	63.5
Avg. Dist. to Rail [m]	5.8	3.1	1.0	2.6	3.3
Avg. Stride Freq. [Hz]	2.3	2.4	2.4	2.4	2.3
Avg. Stride Length [m]	6.3	7.4	7.3	7.5	7.2



- [] Ranking at each section and finish
- .-.- No data available at this section
- NA No data available



Horse/Jockey Name	Golden Dubai
Final Rank	8
Fastest Section Time (Section)	0:10.81 (800m)
Top Speed [km/h] (Section)	69.3 (Overall)
Race State	Finished



Sunshine Coast QLD Professional

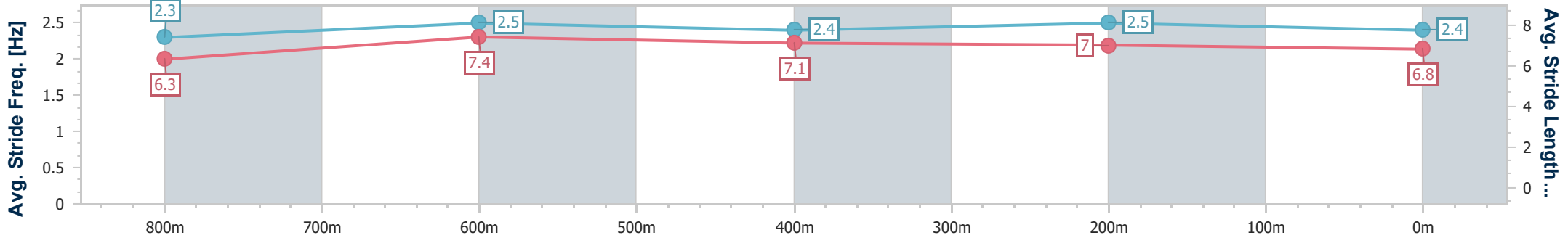
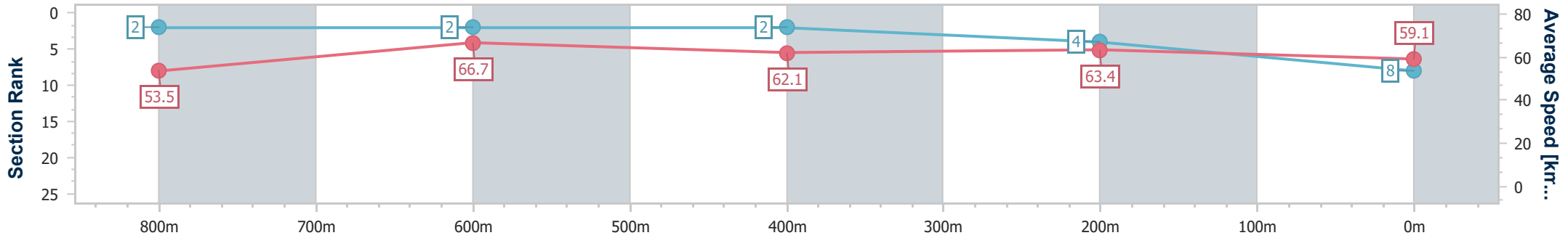
Race 6: ACCESS INSULATION Maiden Plate - 1000m



17 December 2023 - 15:35

Track Rating: Soft 5, Weather: Overcast, Rail Position: True

Section	Overall	800m	600m	400m	200m
Section Times	0:59.48 [8] (0:13.48)	0:46.00 [2] (0:10.81)	0:35.19 [2] (0:11.63)	0:23.56 [2] (0:11.36)	0:12.20 [4] (0:12.20)
Average Speed [km/h]	53.5	66.7	62.1	63.4	59.1
Top Speed [km/h]	69.3	68.1	63.4	64.3	61.5
Avg. Dist. to Rail [m]	7.0	1.5	0.9	3.2	6.2
Avg. Stride Freq. [Hz]	2.3	2.5	2.4	2.5	2.4
Avg. Stride Length [m]	6.3	7.4	7.1	7.0	6.8



- [] Ranking at each section and finish
- .-.-.- No data available at this section
- NA No data available



Horse/Jockey Name	Hearts Are Racing
Final Rank	9
Fastest Section Time (Section)	0:11.10 (400m)
Top Speed [km/h] (Section)	67.1 (800m)
Race State	Finished



Sunshine Coast QLD Professional

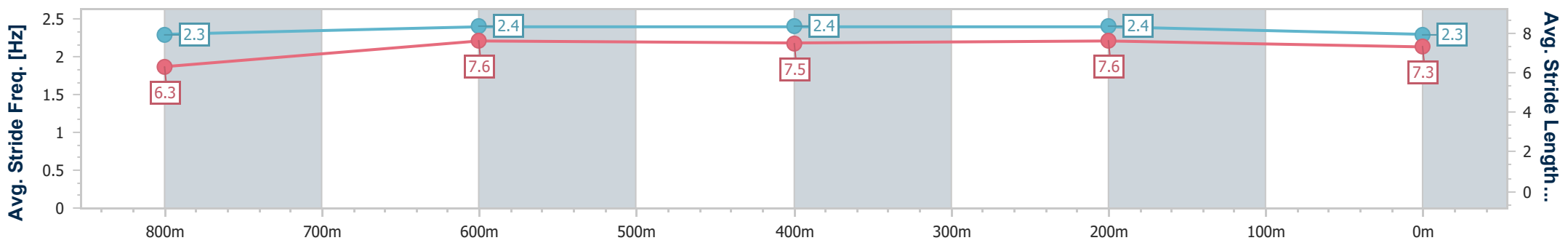
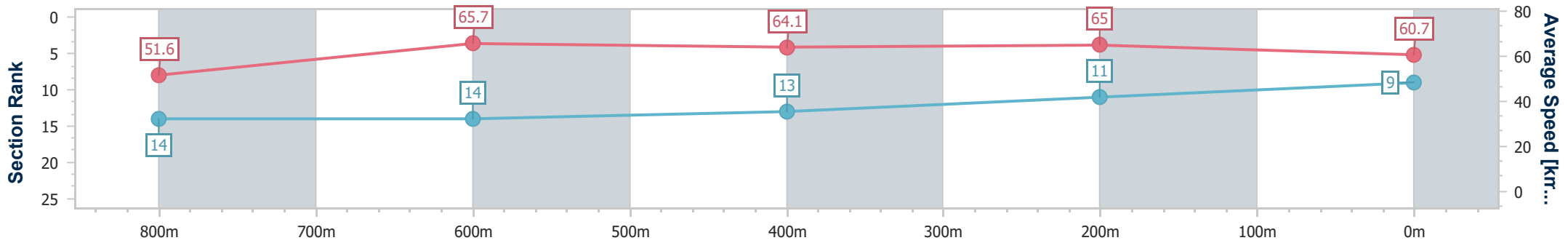
Race 6: ACCESS INSULATION Maiden Plate - 1000m



17 December 2023 - 15:35

Track Rating: Soft 5, Weather: Overcast, Rail Position: True

Section	Overall	800m	600m	400m	200m
Section Times	0:59.60 [9] (0:13.94)	0:45.66 [14] (0:11.23)	0:34.43 [14] (0:11.47)	0:22.96 [13] (0:11.10)	0:11.86 [11] (0:11.86)
Average Speed [km/h]	51.6	65.7	64.1	65.0	60.7
Top Speed [km/h]	66.9	67.1	66.8	66.5	63.3
Avg. Dist. to Rail [m]	12.1	6.1	3.5	7.4	8.7
Avg. Stride Freq. [Hz]	2.3	2.4	2.4	2.4	2.3
Avg. Stride Length [m]	6.3	7.6	7.5	7.6	7.3



- [] Ranking at each section and finish
- .-.- No data available at this section
- NA No data available



Horse/Jockey Name	Targeted
Final Rank	10
Fastest Section Time (Section)	0:11.08 (400m)
Top Speed [km/h] (Section)	67.5 (Overall)
Race State	Finished



Sunshine Coast QLD Professional

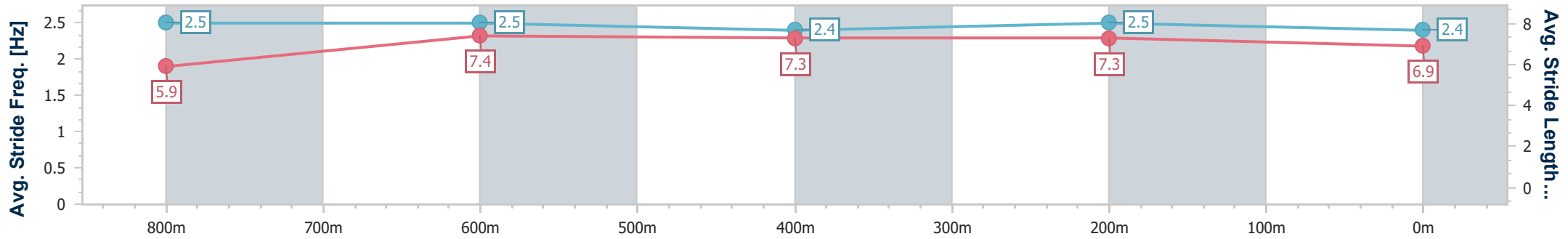
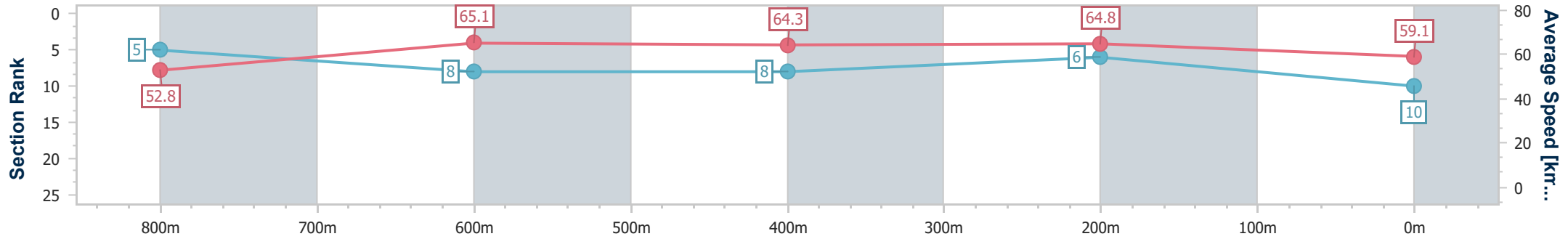
Race 6: ACCESS INSULATION Maiden Plate - 1000m



17 December 2023 - 15:35

Track Rating: Soft 5, Weather: Overcast, Rail Position: True

Section	Overall	800m	600m	400m	200m
Section Times	0:59.63 [10] (0:13.64)	0:45.99 [5] (0:11.24)	0:34.75 [8] (0:11.44)	0:23.31 [8] (0:11.08)	0:12.23 [6] (0:12.23)
Average Speed [km/h]	52.8	65.1	64.3	64.8	59.1
Top Speed [km/h]	67.5	66.1	66.0	65.7	63.9
Avg. Dist. to Rail [m]	10.3	4.6	3.7	7.1	10.4
Avg. Stride Freq. [Hz]	2.5	2.5	2.4	2.5	2.4
Avg. Stride Length [m]	5.9	7.4	7.3	7.3	6.9



- [] Ranking at each section and finish
- .-.- No data available at this section
- NA No data available



Horse/Jockey Name	Show Me The Stars
Final Rank	11
Fastest Section Time (Section)	0:11.26 (800m)
Top Speed [km/h] (Section)	68.4 (Overall)
Race State	Finished



Sunshine Coast QLD Professional

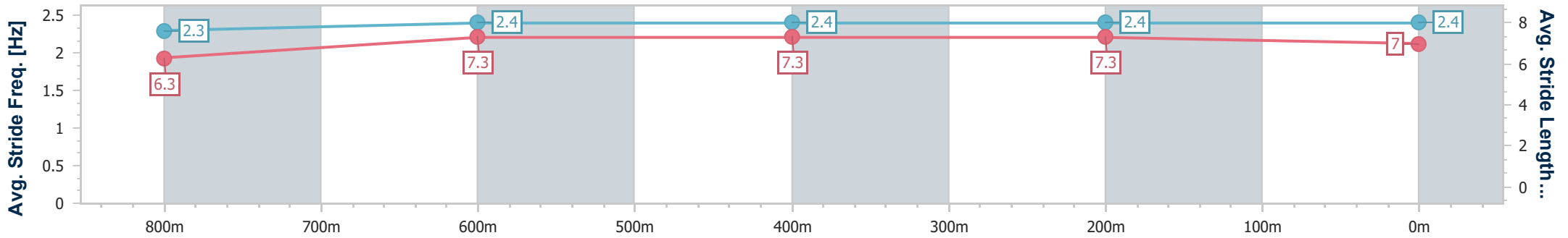
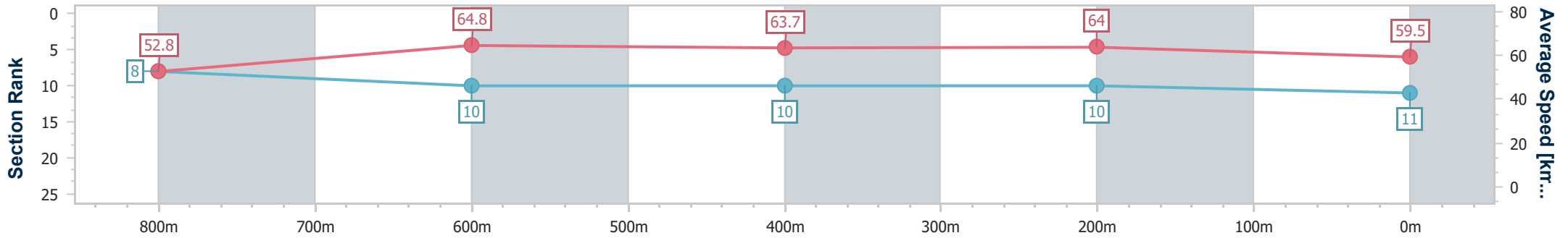
Race 6: ACCESS INSULATION Maiden Plate - 1000m



17 December 2023 - 15:35

Track Rating: Soft 5, Weather: Overcast, Rail Position: True

Section	Overall	800m	600m	400m	200m
Section Times	0:59.74 [11] (0:13.66)	0:46.08 [8] (0:11.26)	0:34.82 [10] (0:11.43)	0:23.39 [10] (0:11.26)	0:12.13 [10] (0:12.13)
Average Speed [km/h]	52.8	64.8	63.7	64.0	59.5
Top Speed [km/h]	68.4	67.6	66.1	65.1	63.2
Avg. Dist. to Rail [m]	12.2	4.5	1.8	7.6	11.7
Avg. Stride Freq. [Hz]	2.3	2.4	2.4	2.4	2.4
Avg. Stride Length [m]	6.3	7.3	7.3	7.3	7.0



- [] Ranking at each section and finish
- .-.- No data available at this section
- NA No data available



Horse/Jockey Name	Sir Leonidas
Final Rank	12
Fastest Section Time (Section)	0:11.13 (800m)
Top Speed [km/h] (Section)	67.6 (800m)
Race State	Finished



Sunshine Coast QLD Professional

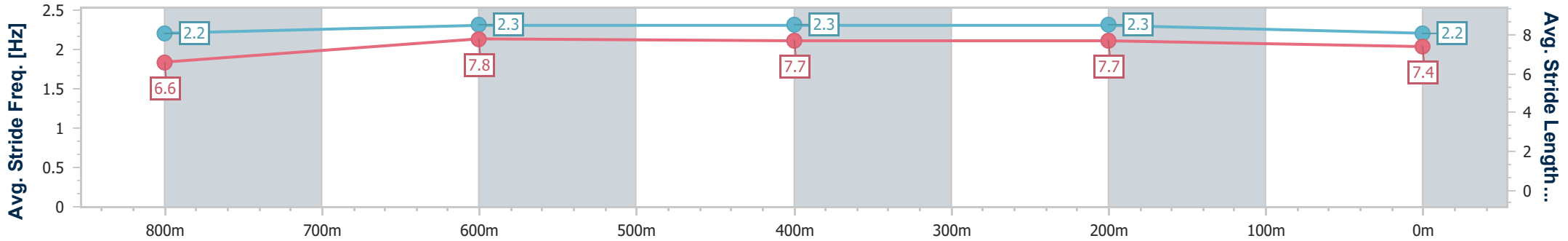
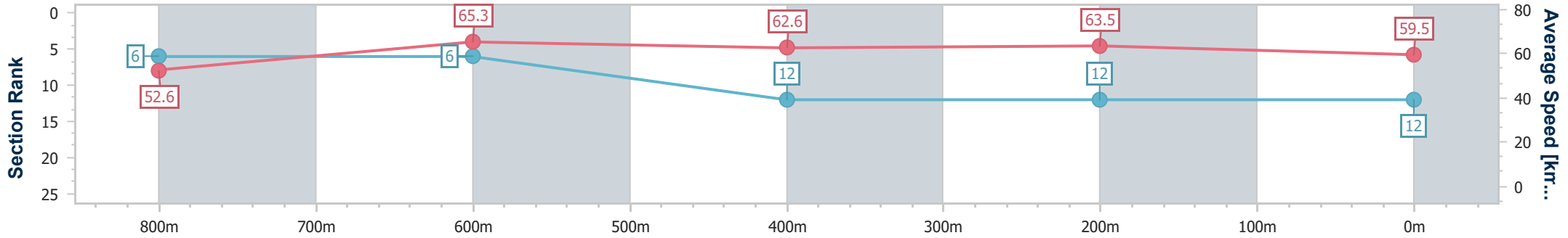
Race 6: ACCESS INSULATION Maiden Plate - 1000m



17 December 2023 - 15:35

Track Rating: Soft 5, Weather: Overcast, Rail Position: True

Section	Overall	800m	600m	400m	200m
Section Times	0:59.88 [12] (0:13.65)	0:46.23 [6] (0:11.13)	0:35.10 [6] (0:11.62)	0:23.48 [12] (0:11.35)	0:12.13 [12] (0:12.13)
Average Speed [km/h]	52.6	65.3	62.6	63.5	59.5
Top Speed [km/h]	67.6	67.6	64.3	64.3	61.8
Avg. Dist. to Rail [m]	6.1	2.8	1.8	2.6	1.7
Avg. Stride Freq. [Hz]	2.2	2.3	2.3	2.3	2.2
Avg. Stride Length [m]	6.6	7.8	7.7	7.7	7.4



- [] Ranking at each section and finish
- .-.- No data available at this section
- NA No data available



Horse/Jockey Name	Sexy Lexy
Final Rank	13
Fastest Section Time (Section)	0:11.06 (800m)
Top Speed [km/h] (Section)	69.3 (Overall)
Race State	Finished



Sunshine Coast QLD Professional

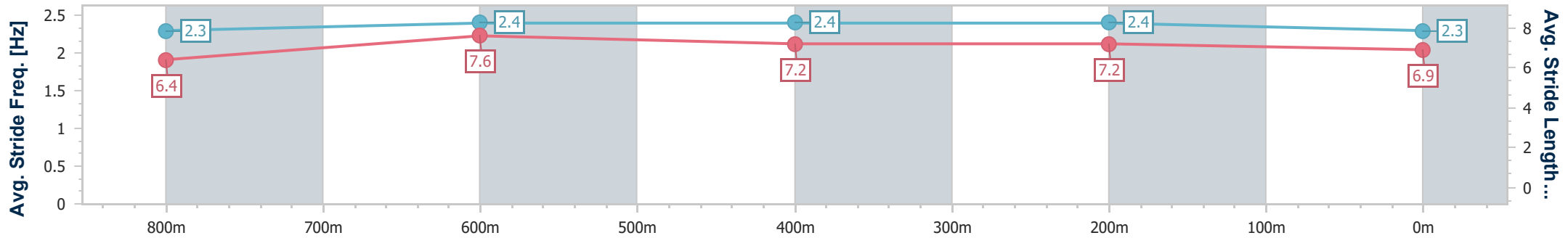
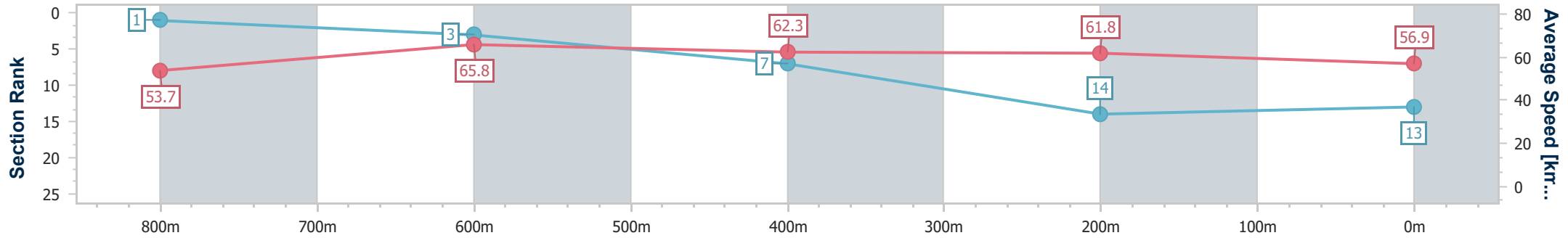
Race 6: ACCESS INSULATION Maiden Plate - 1000m



17 December 2023 - 15:35

Track Rating: Soft 5, Weather: Overcast, Rail Position: True

Section	Overall	800m	600m	400m	200m
Section Times	1:00.57 [13] (0:13.44)	0:47.13 [1] (0:11.06)	0:36.07 [3] (0:11.74)	0:24.33 [7] (0:11.64)	0:12.69 [14] (0:12.69)
Average Speed [km/h]	53.7	65.8	62.3	61.8	56.9
Top Speed [km/h]	69.3	69.3	63.8	63.5	60.0
Avg. Dist. to Rail [m]	10.1	3.5	3.0	5.5	5.2
Avg. Stride Freq. [Hz]	2.3	2.4	2.4	2.4	2.3
Avg. Stride Length [m]	6.4	7.6	7.2	7.2	6.9



- [] Ranking at each section and finish
- .-.- No data available at this section
- NA No data available



Horse/Jockey Name	Patti 'N' Fay
Final Rank	14
Fastest Section Time (Section)	0:11.16 (800m)
Top Speed [km/h] (Section)	67.5 (800m)
Race State	Finished



Sunshine Coast QLD Professional

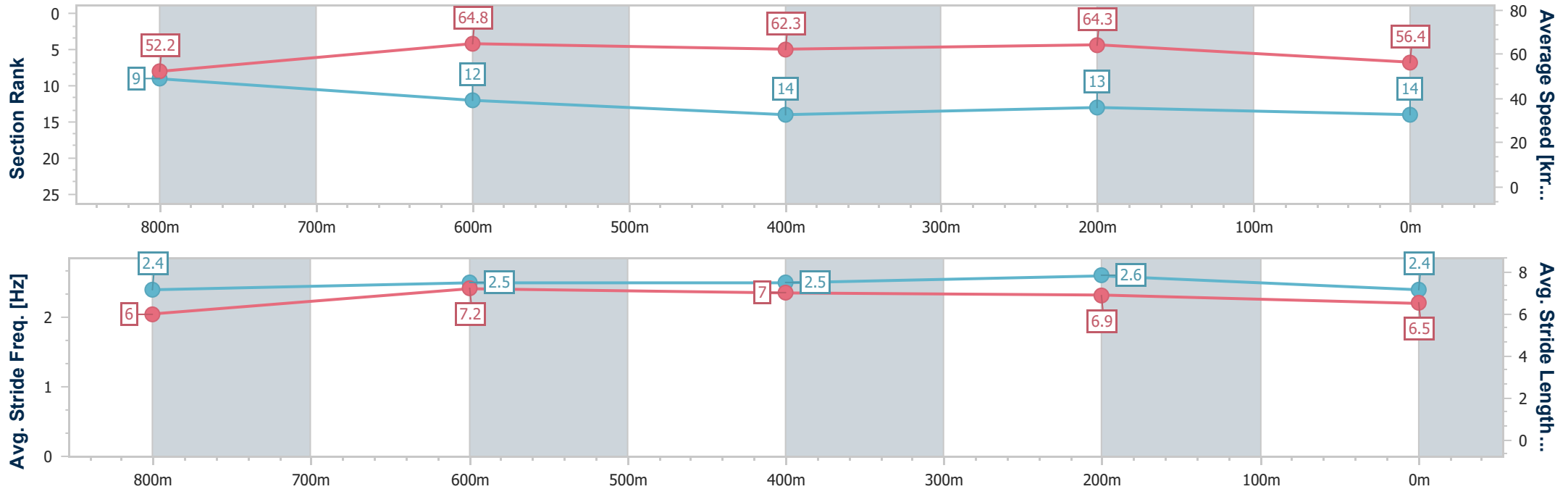
Race 6: ACCESS INSULATION Maiden Plate - 1000m



17 December 2023 - 15:35

Track Rating: Soft 5, Weather: Overcast, Rail Position: True

Section	Overall	800m	600m	400m	200m
Section Times	1:00.64 [14] (0:13.80)	0:46.84 [9] (0:11.16)	0:35.68 [12] (0:11.70)	0:23.98 [14] (0:11.19)	0:12.79 [13] (0:12.79)
Average Speed [km/h]	52.2	64.8	62.3	64.3	56.4
Top Speed [km/h]	66.5	67.5	65.7	66.5	61.7
Avg. Dist. to Rail [m]	3.5	1.9	1.8	1.4	2.6
Avg. Stride Freq. [Hz]	2.4	2.5	2.5	2.6	2.4
Avg. Stride Length [m]	6.0	7.2	7.0	6.9	6.5



- [] Ranking at each section and finish
- .-.- No data available at this section
- NA No data available