



**Sunshine Coast QLD Professional**  
**Race 7: MERCURE SUNSHINE COAST KAWANA WATERS QTIS Two-Year**  
**-Old Handicap - 1000m**  
**17 December 2023 - 16:10**



Track Rating: Soft 5, Weather: Overcast, Rail Position: True

Section				Overall	800m	600m	400m	200m	Last 600m				
Field Times				0:58.92 (0:13.38)	0:45.54 (0:10.97)	0:34.57 (0:11.50)	0:23.07 (0:11.39)	0:11.68 (0:11.68)	0:34.57				
Rank	TAB	Horse/Jockey	Barrier	Top Speed [km/h]	Fastest Section	Margin						Distance Travelled [m]	
1	9	<b>TERRITORY ASH</b> Michael Rodd	9	68.4 800m	0:10.95 800m	0:58.92 [1] (0:13.74)	0:45.18 [6] (0:10.95)	0:34.23 [5] (0:11.54)	0:22.69 [4] (0:11.04)	0:11.65 [2] (0:11.65)	0:58.92	0:34.23	
2	3	<b>POSTER GIRL</b> Robbie Dolan	5	68.1 800m	0:11.05 800m	0:59.23 [2] (0:13.73)	0:45.50 [5] (0:11.05)	0:34.45 [6] (0:11.47)	0:22.98 [5] (0:11.20)	0:11.78 [4] (0:11.78)	1.8L	0:34.45	-6
3	8	<b>MISHANI EXPRESS</b> Jake Bayliss	1	70.0 800m	0:10.93 800m	0:59.42 [3] (0:13.60)	0:45.82 [4] (0:10.93)	0:34.89 [3] (0:11.47)	0:23.42 [2] (0:11.24)	0:12.18 [1] (0:12.18)	2.8L	0:34.89	-6
4	1	<b>MISHANI EXPLORER</b> Anthony Allen	11	69.1 800m	0:10.97 800m	0:59.45 [4] (0:13.38)	0:46.07 [1] (0:10.97)	0:35.10 [1] (0:11.50)	0:23.60 [1] (0:11.43)	0:12.17 [3] (0:12.17)	3L	0:35.10	-4
5	4	<b>BLITZUM</b> Damien Thornton	6	67.9 800m	0:10.95 800m	0:59.73 [5] (0:13.97)	0:45.76 [9] (0:10.95)	0:34.81 [7] (0:11.48)	0:23.33 [7] (0:11.17)	0:12.16 [6] (0:12.16)	4.5L	0:34.81	-2
6	10	<b>MADAME LEXIS</b> Luke Tarrant	8	67.7 Overall	0:10.97 800m	0:59.91 [6] (0:13.48)	0:46.43 [2] (0:10.97)	0:35.46 [2] (0:11.56)	0:23.90 [3] (0:11.47)	0:12.43 [5] (0:12.43)	5.5L	0:35.46	-2
7	7	<b>SHEZA CHIQUITITA</b> Angela Jones	10	66.2 Overall	0:11.07 400m	1:00.00 [7] (0:14.03)	0:45.97 [10] (0:11.28)	0:34.69 [9] (0:11.54)	0:23.15 [9] (0:11.07)	0:12.08 [7] (0:12.08)	5.9L	0:34.69	+0
8	6	<b>ZOULAR</b> James Orman	3	67.8 400m	0:10.92 400m	1:00.25 [8] (0:14.17)	0:46.08 [11] (0:11.37)	0:34.71 [10] (0:11.53)	0:23.18 [10] (0:10.92)	0:12.26 [8] (0:12.26)	7.2L	0:34.71	-2
9	11	<b>NEO RAIDER</b> Georgina Cartwright	4	67.9 800m	0:11.01 800m	1:00.30 [9] (0:13.93)	0:46.37 [7] (0:11.01)	0:35.36 [8] (0:11.59)	0:23.77 [8] (0:11.48)	0:12.29 [9] (0:12.29)	7.4L	0:35.36	-1
10	5	<b>MISHANI I AM</b> Les Tilley	7	68.6 Overall	0:11.17 800m	1:01.30 [10] (0:13.49)	0:47.81 [3] (0:11.17)	0:36.64 [4] (0:11.62)	0:25.02 [6] (0:11.73)	0:13.29 [10] (0:13.29)	13.2L	0:36.64	-3

[ ] Ranking at each section and finish  
 -:-:- No data available at this section  
 NA No data available

SCN Saddle cloth number  
 DNF Did not finish  
 DNT Did not track



**Sunshine Coast QLD Professional**  
**Race 7: MERCURE SUNSHINE COAST KAWANA WATERS QTIS Two-Year**  
**-Old Handicap - 1000m**  
**17 December 2023 - 16:10**



Track Rating: Soft 5, Weather: Overcast, Rail Position: True

Section	Overall	800m	600m	400m	200m	Last 600m
Field Times	0:58.92 (0:13.38)	0:45.54 (0:10.97)	0:34.57 (0:11.50)	0:23.07 (0:11.39)	0:11.68 (0:11.68)	0:34.57

Rank	TAB	Horse/Jockey	Barrier	Top Speed [km/h]	Fastest Section	Margin	Distance Travelled [m]
11	2	MISHANI FEARLESS	2	67.8	0:12.40	1:09.78 [11]	
		Ben Thompson		800m	800m	(0:13.93)	

Overall	800m	600m	400m	200m	Last 600m
0:55.85 [8]	0:43.45 [11]	0:30.39 [11]	0:16.73 [11]	63L	0:43.45
(0:12.40)	(0:13.06)	(0:13.66)	(0:16.73)		-5

[ ] Ranking at each section and finish  
 -:-:- No data available at this section  
 NA No data available

SCN Saddle cloth number  
 DNF Did not finish  
 DNT Did not track



Horse/Jockey Name	Territory Ash
Final Rank	1
Fastest Section Time (Section)	0:10.95 (800m)
Top Speed [km/h] (Section)	68.4 (800m)
Race State	Finished



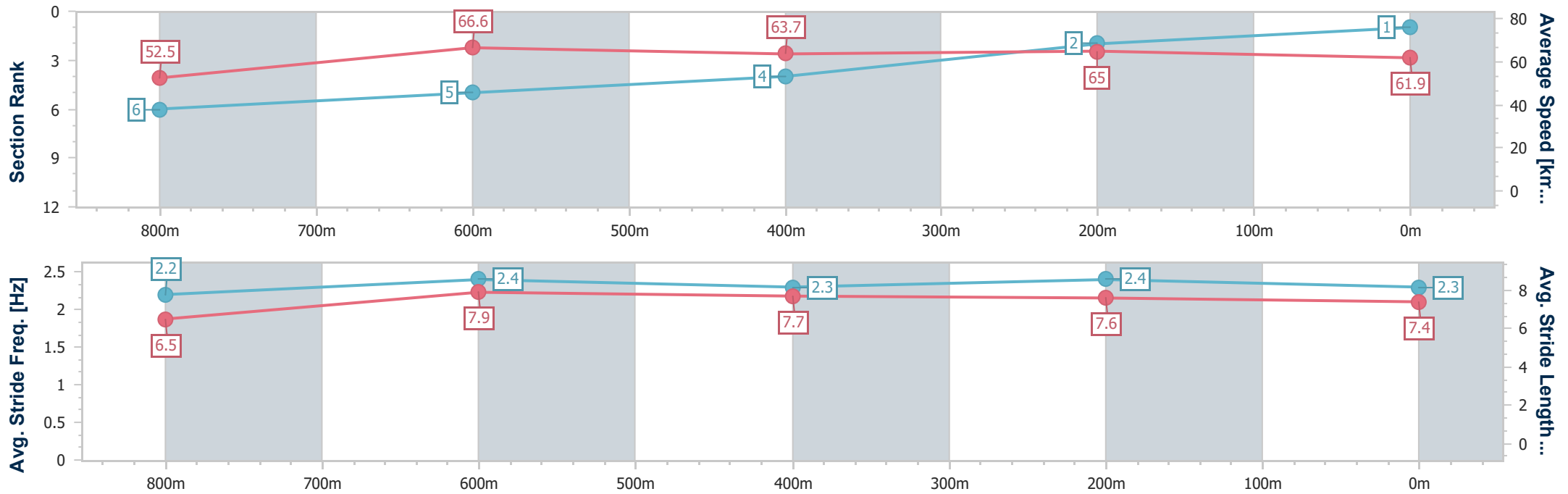
Sunshine Coast QLD Professional  
 Race 7: MERCURE SUNSHINE COAST KAWANA WATERS QTIS  
 Two-Year-Old Handicap - 1000m



17 December 2023 - 16:10

Track Rating: Soft 5, Weather: Overcast, Rail Position: True

Section	Overall	800m	600m	400m	200m
Section Times	0:58.92 [1] (0:13.74)	0:45.18 [6] (0:10.95)	0:34.23 [5] (0:11.54)	0:22.69 [4] (0:11.04)	0:11.65 [2] (0:11.65)
Average Speed [km/h]	52.5	66.6	63.7	65.0	61.9
Top Speed [km/h]	68.4	68.4	64.7	66.4	66.0
Avg. Dist. to Rail [m]	9.0	3.7	3.3	7.4	9.2
Avg. Stride Freq. [Hz]	2.2	2.4	2.3	2.4	2.3
Avg. Stride Length [m]	6.5	7.9	7.7	7.6	7.4



- [ ] Ranking at each section and finish
- .-.- No data available at this section
- NA No data available



Horse/Jockey Name	Poster Girl
Final Rank	2
Fastest Section Time (Section)	0:11.05 (800m)
Top Speed [km/h] (Section)	68.1 (800m)
Race State	Finished



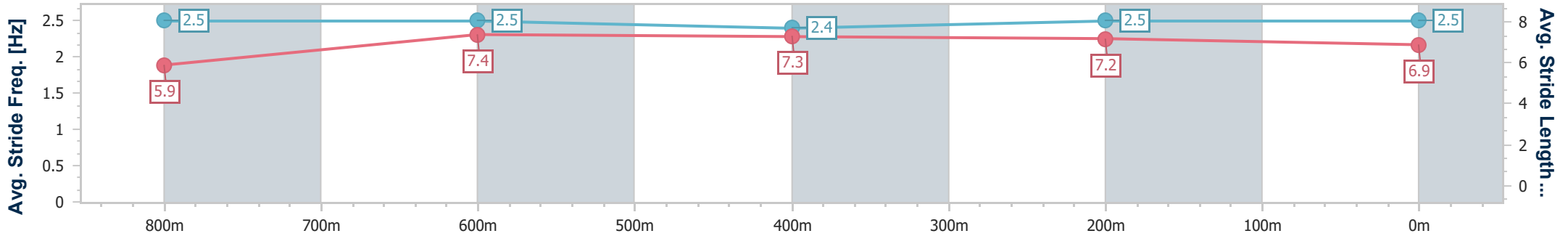
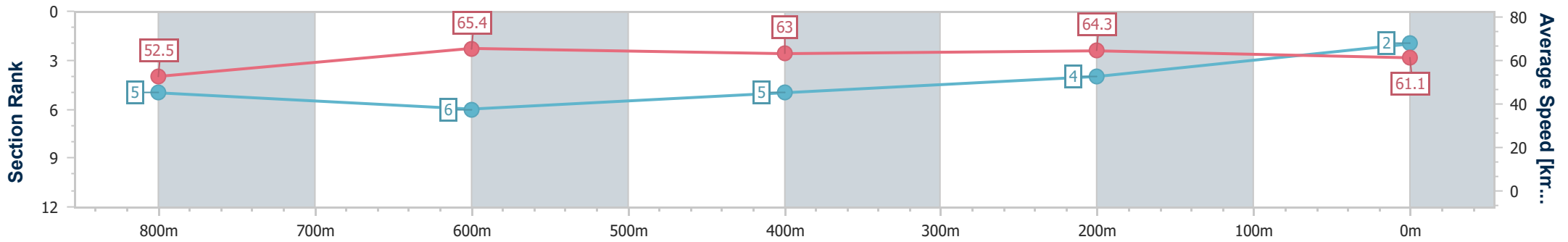
Sunshine Coast QLD Professional  
 Race 7: MERCURE SUNSHINE COAST KAWANA WATERS QTIS  
 Two-Year-Old Handicap - 1000m



17 December 2023 - 16:10

Track Rating: Soft 5, Weather: Overcast, Rail Position: True

Section	Overall	800m	600m	400m	200m
Section Times	0:59.23 [2] (0:13.73)	0:45.50 [5] (0:11.05)	0:34.45 [6] (0:11.47)	0:22.98 [5] (0:11.20)	0:11.78 [4] (0:11.78)
Average Speed [km/h]	52.5	65.4	63.0	64.3	61.1
Top Speed [km/h]	67.3	68.1	63.8	65.1	63.8
Avg. Dist. to Rail [m]	5.3	1.1	0.5	0.4	2.0
Avg. Stride Freq. [Hz]	2.5	2.5	2.4	2.5	2.5
Avg. Stride Length [m]	5.9	7.4	7.3	7.2	6.9



- [ ] Ranking at each section and finish
- .-.- No data available at this section
- NA No data available



Horse/Jockey Name	Mishani Express
Final Rank	3
Fastest Section Time (Section)	0:10.93 (800m)
Top Speed [km/h] (Section)	70.0 (800m)
Race State	Finished



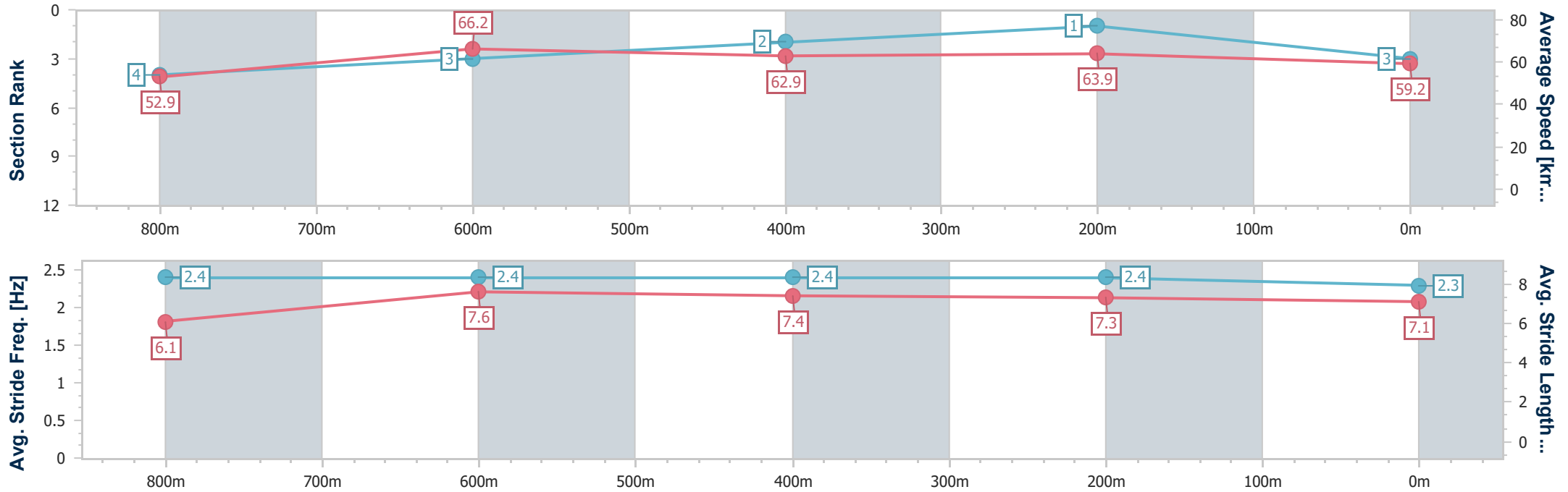
Sunshine Coast QLD Professional  
 Race 7: MERCURE SUNSHINE COAST KAWANA WATERS QTIS  
 Two-Year-Old Handicap - 1000m



17 December 2023 - 16:10

Track Rating: Soft 5, Weather: Overcast, Rail Position: True

Section	Overall	800m	600m	400m	200m
Section Times	0:59.42 [3] (0:13.60)	0:45.82 [4] (0:10.93)	0:34.89 [3] (0:11.47)	0:23.42 [2] (0:11.24)	0:12.18 [1] (0:12.18)
Average Speed [km/h]	52.9	66.2	62.9	63.9	59.2
Top Speed [km/h]	69.8	70.0	63.9	65.1	63.0
Avg. Dist. to Rail [m]	2.7	1.2	0.2	2.2	5.3
Avg. Stride Freq. [Hz]	2.4	2.4	2.4	2.4	2.3
Avg. Stride Length [m]	6.1	7.6	7.4	7.3	7.1



- [ ] Ranking at each section and finish
- .-.- No data available at this section
- NA No data available



Horse/Jockey Name	Mishani Explorer
Final Rank	4
Fastest Section Time (Section)	0:10.97 (800m)
Top Speed [km/h] (Section)	69.1 (800m)
Race State	Finished



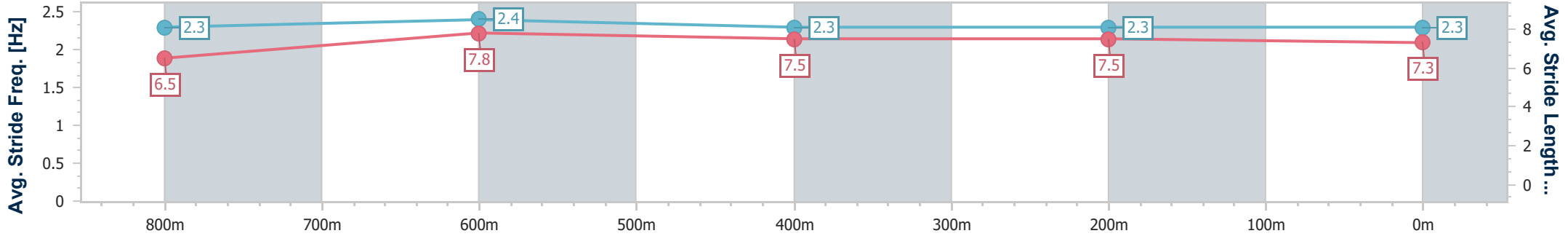
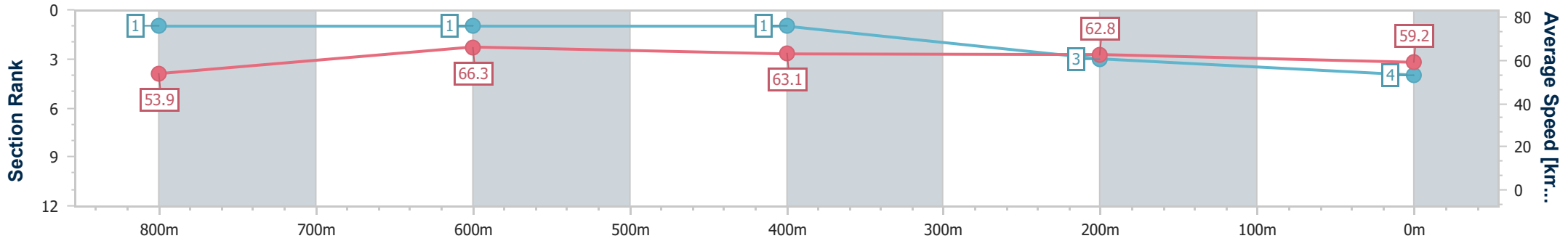
Sunshine Coast QLD Professional  
 Race 7: MERCURE SUNSHINE COAST KAWANA WATERS QTIS  
 Two-Year-Old Handicap - 1000m



17 December 2023 - 16:10

Track Rating: Soft 5, Weather: Overcast, Rail Position: True

Section	Overall	800m	600m	400m	200m
Section Times	0:59.45 [4] (0:13.38)	0:46.07 [1] (0:10.97)	0:35.10 [1] (0:11.50)	0:23.60 [1] (0:11.43)	0:12.17 [3] (0:12.17)
Average Speed [km/h]	53.9	66.3	63.1	62.8	59.2
Top Speed [km/h]	68.7	69.1	64.2	63.7	62.2
Avg. Dist. to Rail [m]	10.2	3.2	1.0	4.3	7.6
Avg. Stride Freq. [Hz]	2.3	2.4	2.3	2.3	2.3
Avg. Stride Length [m]	6.5	7.8	7.5	7.5	7.3



- [ ] Ranking at each section and finish
- .-.- No data available at this section
- NA No data available



Horse/Jockey Name	Blitzum
Final Rank	5
Fastest Section Time (Section)	0:10.95 (800m)
Top Speed [km/h] (Section)	67.9 (800m)
Race State	Finished



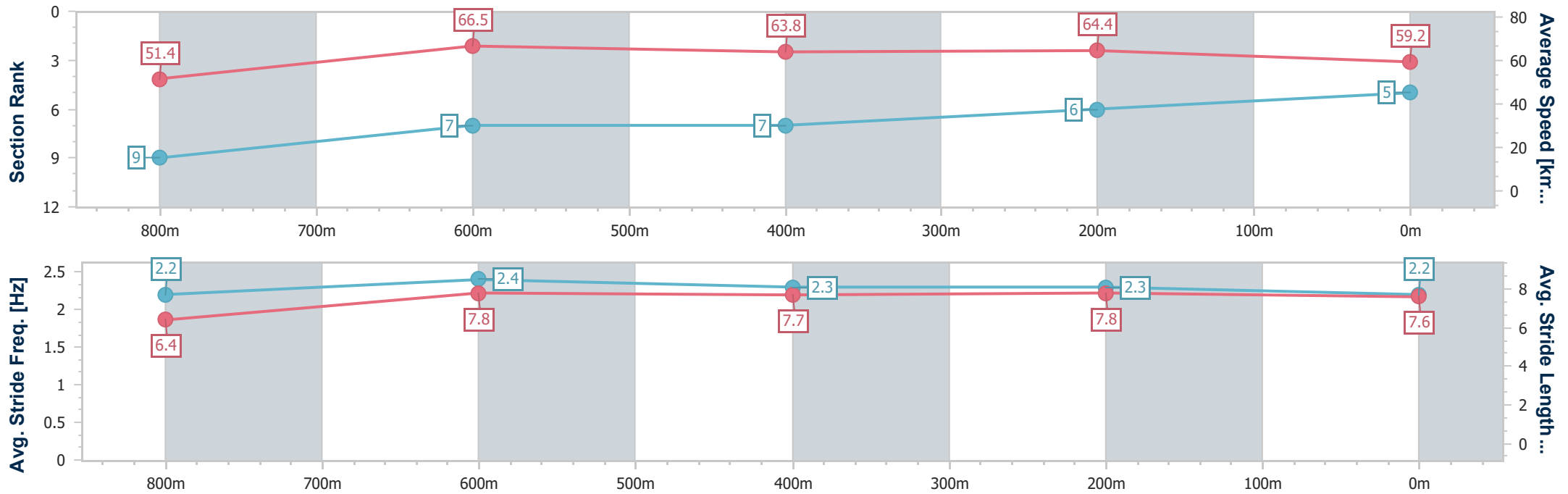
Sunshine Coast QLD Professional  
 Race 7: MERCURE SUNSHINE COAST KAWANA WATERS QTIS  
 Two-Year-Old Handicap - 1000m



17 December 2023 - 16:10

Track Rating: Soft 5, Weather: Overcast, Rail Position: True

Section	Overall	800m	600m	400m	200m
Section Times	0:59.73 [5] (0:13.97)	0:45.76 [9] (0:10.95)	0:34.81 [7] (0:11.48)	0:23.33 [7] (0:11.17)	0:12.16 [6] (0:12.16)
Average Speed [km/h]	51.4	66.5	63.8	64.4	59.2
Top Speed [km/h]	66.5	67.9	65.7	65.6	63.0
Avg. Dist. to Rail [m]	6.9	3.3	2.7	7.8	9.8
Avg. Stride Freq. [Hz]	2.2	2.4	2.3	2.3	2.2
Avg. Stride Length [m]	6.4	7.8	7.7	7.8	7.6



- [ ] Ranking at each section and finish
- .-.- No data available at this section
- NA No data available



Horse/Jockey Name	Madame Lexis
Final Rank	6
Fastest Section Time (Section)	0:10.97 (800m)
Top Speed [km/h] (Section)	67.7 (Overall)
Race State	Finished



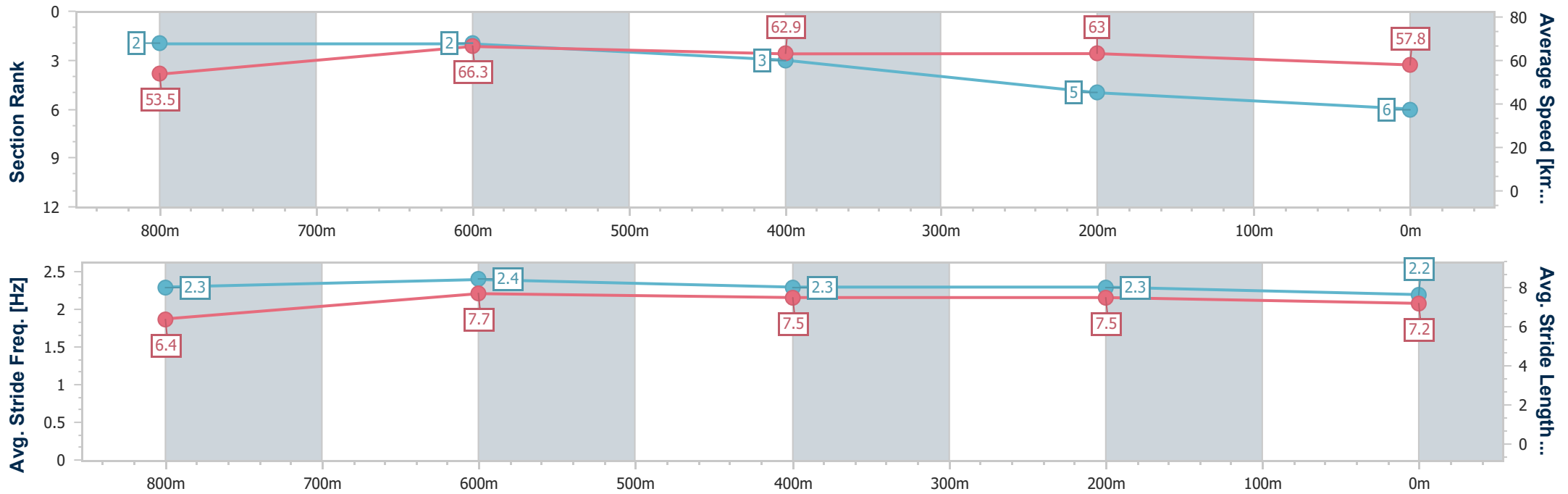
Sunshine Coast QLD Professional  
 Race 7: MERCURE SUNSHINE COAST KAWANA WATERS QTIS  
 Two-Year-Old Handicap - 1000m



17 December 2023 - 16:10

Track Rating: Soft 5, Weather: Overcast, Rail Position: True

Section	Overall	800m	600m	400m	200m
Section Times	0:59.91 [6] (0:13.48)	0:46.43 [2] (0:10.97)	0:35.46 [2] (0:11.56)	0:23.90 [3] (0:11.47)	0:12.43 [5] (0:12.43)
Average Speed [km/h]	53.5	66.3	62.9	63.0	57.8
Top Speed [km/h]	67.7	67.6	64.3	64.2	60.5
Avg. Dist. to Rail [m]	7.6	2.6	1.8	5.6	7.5
Avg. Stride Freq. [Hz]	2.3	2.4	2.3	2.3	2.2
Avg. Stride Length [m]	6.4	7.7	7.5	7.5	7.2



- [ ] Ranking at each section and finish
- .-.- No data available at this section
- NA No data available





Horse/Jockey Name	Sheza Chiquitita
Final Rank	7
Fastest Section Time (Section)	0:11.07 (400m)
Top Speed [km/h] (Section)	66.2 (Overall)
Race State	Finished



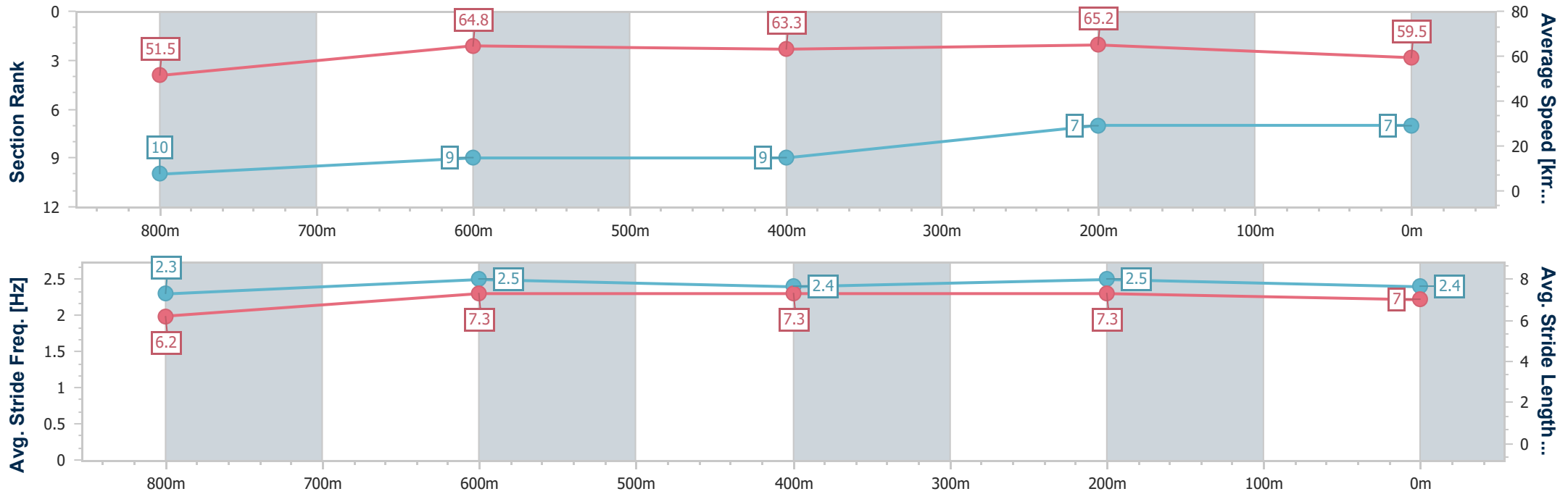
Sunshine Coast QLD Professional  
 Race 7: MERCURE SUNSHINE COAST KAWANA WATERS QTIS  
 Two-Year-Old Handicap - 1000m



17 December 2023 - 16:10

Track Rating: Soft 5, Weather: Overcast, Rail Position: True

Section	Overall	800m	600m	400m	200m
Section Times	1:00.00 [7] (0:14.03)	0:45.97 [10] (0:11.28)	0:34.69 [9] (0:11.54)	0:23.15 [9] (0:11.07)	0:12.08 [7] (0:12.08)
Average Speed [km/h]	51.5	64.8	63.3	65.2	59.5
Top Speed [km/h]	66.2	66.2	64.7	66.2	63.6
Avg. Dist. to Rail [m]	10.1	5.4	2.1	8.9	9.8
Avg. Stride Freq. [Hz]	2.3	2.5	2.4	2.5	2.4
Avg. Stride Length [m]	6.2	7.3	7.3	7.3	7.0



- [ ] Ranking at each section and finish
- .-.- No data available at this section
- NA No data available



Horse/Jockey Name	Zoular
Final Rank	8
Fastest Section Time (Section)	0:10.92 (400m)
Top Speed [km/h] (Section)	67.8 (400m)
Race State	Finished



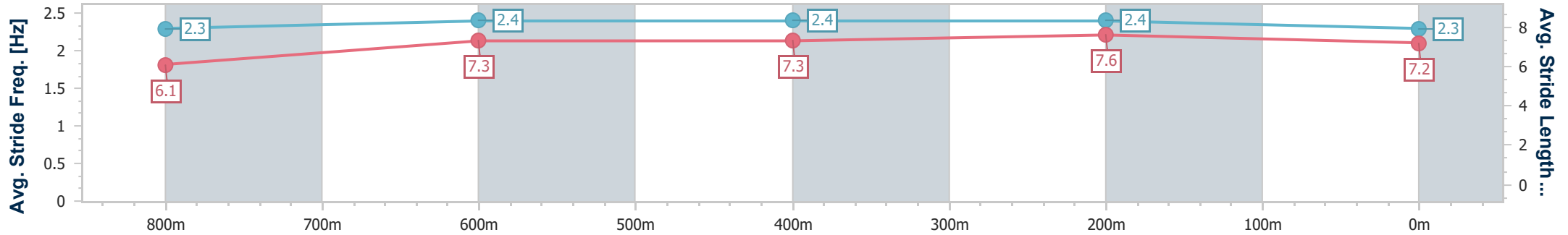
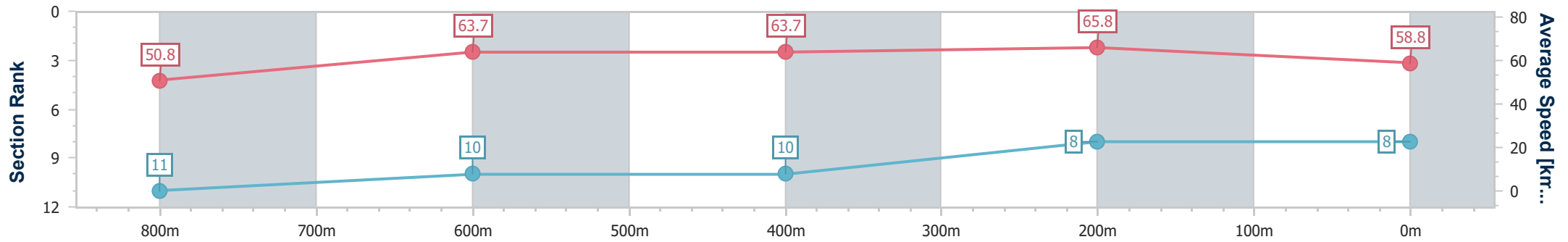
Sunshine Coast QLD Professional  
 Race 7: MERCURE SUNSHINE COAST KAWANA WATERS QTIS  
 Two-Year-Old Handicap - 1000m



17 December 2023 - 16:10

Track Rating: Soft 5, Weather: Overcast, Rail Position: True

Section	Overall	800m	600m	400m	200m
Section Times	1:00.25 [8] (0:14.17)	0:46.08 [11] (0:11.37)	0:34.71 [10] (0:11.53)	0:23.18 [10] (0:10.92)	0:12.26 [8] (0:12.26)
Average Speed [km/h]	50.8	63.7	63.7	65.8	58.8
Top Speed [km/h]	66.7	65.4	64.7	67.8	62.9
Avg. Dist. to Rail [m]	2.8	1.7	2.9	10.0	9.8
Avg. Stride Freq. [Hz]	2.3	2.4	2.4	2.4	2.3
Avg. Stride Length [m]	6.1	7.3	7.3	7.6	7.2



- [ ] Ranking at each section and finish
- .-.- No data available at this section
- NA No data available



Horse/Jockey Name	Neo Raider
Final Rank	9
Fastest Section Time (Section)	0:11.01 (800m)
Top Speed [km/h] (Section)	67.9 (800m)
Race State	Finished



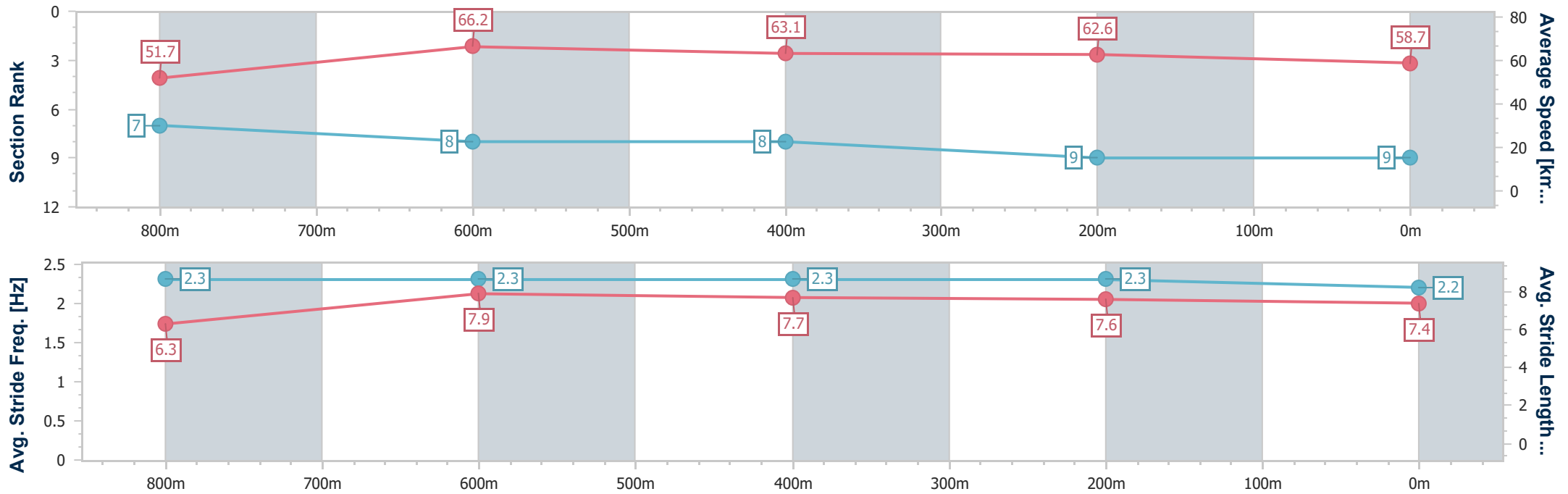
Sunshine Coast QLD Professional  
 Race 7: MERCURE SUNSHINE COAST KAWANA WATERS QTIS  
 Two-Year-Old Handicap - 1000m



17 December 2023 - 16:10

Track Rating: Soft 5, Weather: Overcast, Rail Position: True

Section	Overall	800m	600m	400m	200m
Section Times	1:00.30 [9] (0:13.93)	0:46.37 [7] (0:11.01)	0:35.36 [8] (0:11.59)	0:23.77 [8] (0:11.48)	0:12.29 [9] (0:12.29)
Average Speed [km/h]	51.7	66.2	63.1	62.6	58.7
Top Speed [km/h]	67.8	67.9	64.3	63.7	61.6
Avg. Dist. to Rail [m]	5.3	3.1	2.4	7.0	7.1
Avg. Stride Freq. [Hz]	2.3	2.3	2.3	2.3	2.2
Avg. Stride Length [m]	6.3	7.9	7.7	7.6	7.4



- [ ] Ranking at each section and finish
- .-.- No data available at this section
- NA No data available



Horse/Jockey Name	Mishani I Am
Final Rank	10
Fastest Section Time (Section)	0:11.17 (800m)
Top Speed [km/h] (Section)	68.6 (Overall)
Race State	Finished



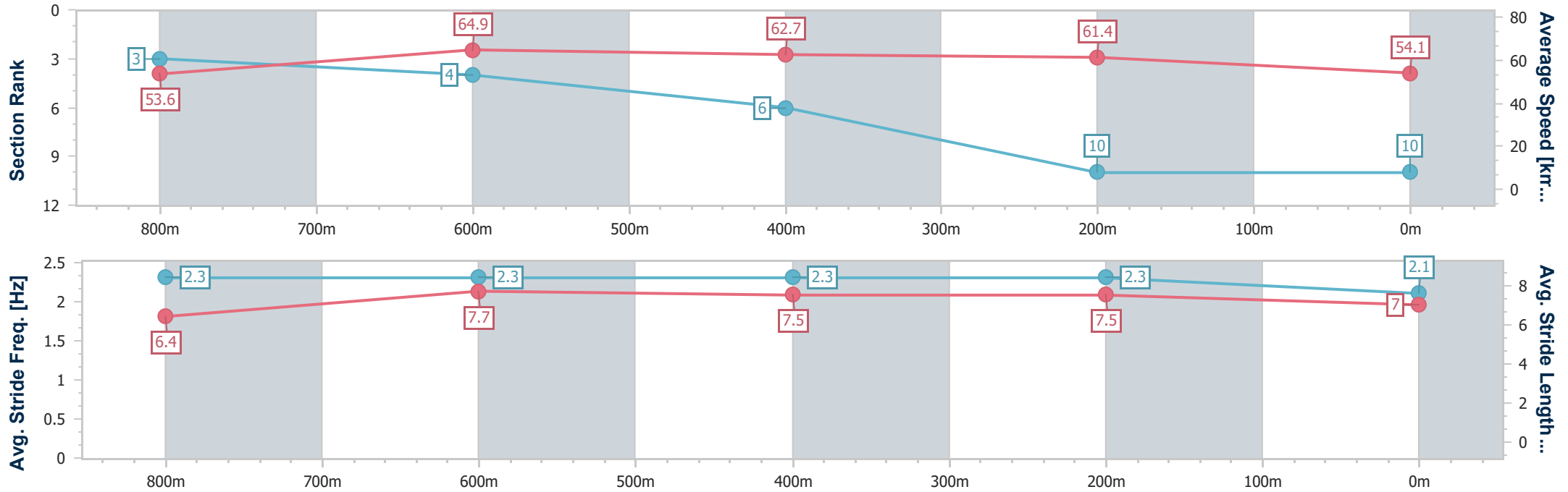
Sunshine Coast QLD Professional  
 Race 7: MERCURE SUNSHINE COAST KAWANA WATERS QTIS  
 Two-Year-Old Handicap - 1000m



17 December 2023 - 16:10

Track Rating: Soft 5, Weather: Overcast, Rail Position: True

Section	Overall	800m	600m	400m	200m
Section Times	1:01.30 [10] (0:13.49)	0:47.81 [3] (0:11.17)	0:36.64 [4] (0:11.62)	0:25.02 [6] (0:11.73)	0:13.29 [10] (0:13.29)
Average Speed [km/h]	53.6	64.9	62.7	61.4	54.1
Top Speed [km/h]	68.6	68.3	63.3	63.6	58.6
Avg. Dist. to Rail [m]	7.1	2.4	2.1	5.3	6.3
Avg. Stride Freq. [Hz]	2.3	2.3	2.3	2.3	2.1
Avg. Stride Length [m]	6.4	7.7	7.5	7.5	7.0



- [ ] Ranking at each section and finish
- .-.- No data available at this section
- NA No data available



Horse/Jockey Name	Mishani Fearless
Final Rank	11
Fastest Section Time (Section)	0:12.40 (800m)
Top Speed [km/h] (Section)	67.8 (800m)
Race State	Finished



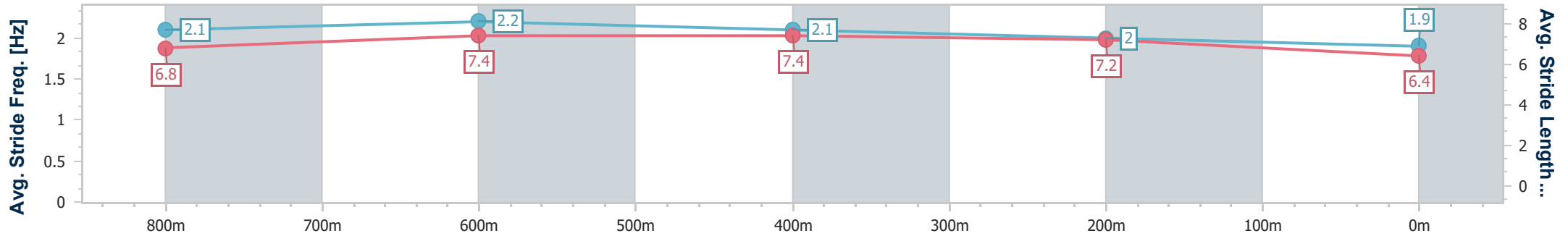
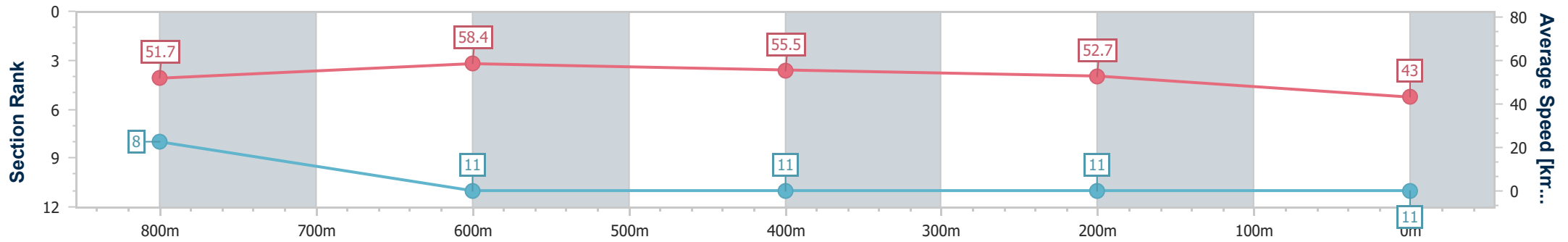
Sunshine Coast QLD Professional  
 Race 7: MERCURE SUNSHINE COAST KAWANA WATERS QTIS  
 Two-Year-Old Handicap - 1000m



17 December 2023 - 16:10

Track Rating: Soft 5, Weather: Overcast, Rail Position: True

Section	Overall	800m	600m	400m	200m
Section Times	1:09.78 [11] (0:13.93)	0:55.85 [8] (0:12.40)	0:43.45 [11] (0:13.06)	0:30.39 [11] (0:13.66)	0:16.73 [11] (0:16.73)
Average Speed [km/h]	51.7	58.4	55.5	52.7	43.0
Top Speed [km/h]	65.4	67.8	56.1	56.6	47.8
Avg. Dist. to Rail [m]	3.9	1.9	1.0	4.1	5.0
Avg. Stride Freq. [Hz]	2.1	2.2	2.1	2.0	1.9
Avg. Stride Length [m]	6.8	7.4	7.4	7.2	6.4



- [ ] Ranking at each section and finish
- .-.- No data available at this section
- NA No data available