



Doomben QLD Professional

Race 1: BECOME A BRC MEMBER Class 3 Handicap - 1650m

20 December 2023 - 13:07



BRISBANE
RACING CLUB

Track Rating: Good 4, Weather: Fine, Rail Position: +9m Entire

| Section | | | | | | | | | | | | | | |
|-------------|----------------------|-----------------------------------|----------------------|----------------------|----------------------|--------------------------|--------------------------|--------------------------|--------------------------|--------------------------|--------------------------|--------------------------|------------------------|-----|
| Field Times | | | | | | | | | | | | | | |
| | Overall | 1400m | 1200m | 1000m | 800m | 600m | 400m | Last 600m | | | | | | |
| | 1:38.80 (0:17.12) | 1:21.68 (0:11.67) | 1:10.01 (0:11.97) | 0:58.04 (0:12.24) | 0:45.80 (0:11.84) | 0:33.96 (0:11.10) | 0:22.86 (0:10.98) | 0:33.96 | | | | | | |
| Rank | TAB | Horse/Jockey | Barrier | Top Speed [km/h] | Fastest Section | | | | | | | | Distance Travelled [m] | |
| 1 | 2 | SACRED MISSION Ryan Maloney | 5 | 66.3 400m | 0:10.98 400m | 1:38.80 [1] (0:17.12) | 1:21.68 [1] (0:11.67) | 1:10.01 [1] (0:11.97) | 0:58.04 [1] (0:12.24) | 0:45.80 [1] (0:11.84) | 0:33.96 [1] (0:11.10) | 0:22.86 [1] (0:10.98) | 0:33.96 | |
| 2 | 1 | DEMON DARB Bailey Wheeler | 2 | 67.8 400m | 0:10.94 400m | 1:39.03 [2] (0:17.24) | 1:21.79 [2] (0:11.83) | 1:09.96 [2] (0:11.94) | 0:58.02 [2] (0:12.23) | 0:45.79 [2] (0:11.85) | 0:33.94 [2] (0:11.07) | 0:22.87 [2] (0:10.94) | 0:33.94 | +3 |
| 3 | 7 | OLD SONG Sean Cormack | 3 | 68.6 400m | 0:10.76 400m | 1:39.22 [3] (0:17.89) | 1:21.33 [5] (0:11.83) | 1:09.50 [5] (0:12.02) | 0:57.48 [6] (0:12.12) | 0:45.36 [6] (0:12.08) | 0:33.28 [7] (0:11.20) | 0:22.08 [7] (0:10.76) | 0:33.28 | +10 |
| 4 | 8 | BULL DIMPLE RUM Justin Stanley | 7 | 66.4 400m | 0:11.00 400m | 1:39.27 [4] (0:17.51) | 1:21.76 [3] (0:11.72) | 1:10.04 [3] (0:12.13) | 0:57.91 [3] (0:12.11) | 0:45.80 [3] (0:11.86) | 0:33.94 [4] (0:11.07) | 0:22.87 [3] (0:11.00) | 0:33.94 | +0 |
| 5 | 4 | JERONIMOS Justin Huxtable | 1 | 68.8 400m | 0:10.73 400m | 1:39.31 [5] (0:18.10) | 1:21.21 [6] (0:11.74) | 1:09.47 [6] (0:11.98) | 0:57.49 [7] (0:12.11) | 0:45.38 [7] (0:11.97) | 0:33.41 [6] (0:11.22) | 0:22.19 [6] (0:10.73) | 0:33.41 | -2 |
| 6 | 3 | NEVER GIVE UP Cejay Graham | 6 | 66.6 400m | 0:11.11 600m | 1:39.45 [6] (0:17.63) | 1:21.82 [4] (0:11.86) | 1:09.96 [4] (0:12.06) | 0:57.90 [4] (0:12.01) | 0:45.89 [4] (0:11.76) | 0:34.13 [3] (0:11.11) | 0:23.02 [4] (0:11.18) | 0:34.13 | +4 |
| 7 | 5 | NIPPA'S NIGHTCAP James Orman | 4 | 68.6 400m | 0:10.85 400m | 1:39.48 [7] (0:18.32) | 1:21.16 [8] (0:11.65) | 1:09.51 [8] (0:12.18) | 0:57.33 [8] (0:11.92) | 0:45.41 [8] (0:11.99) | 0:33.42 [8] (0:11.18) | 0:22.24 [8] (0:10.85) | 0:33.42 | +0 |
| 8 | 6 | YUKANUMA Robbie Dolan | 8 | 65.8 600m | 0:11.13 600m | 1:39.80 [8] (0:18.28) | 1:21.52 [7] (0:11.62) | 1:09.90 [7] (0:11.78) | 0:58.12 [5] (0:12.07) | 0:46.05 [5] (0:11.87) | 0:34.18 [5] (0:11.13) | 0:23.05 [5] (0:11.15) | 0:34.18 | +4 |

[] Ranking at each section and finish
 -:-:- No data available at this section
 NA No data available

SCN Saddle cloth number
 DNF Did not finish
 DNT Did not track



Doomben QLD Professional

Race 1: BECOME A BRC MEMBER Class 3 Handicap - 1650m

20 December 2023 - 13:07



BRISBANE
RACING CLUB

Track Rating: Good 4, Weather: Fine, Rail Position: +9m Entire

| Section | | | | 200m | | | | Last 600m | |
|-------------|-----|--|---------|----------------------|-----------------|--------------------------|---------|-----------|------------------------|
| Field Times | | | | 0:11.88 (0:11.88) | | | | 0:33.96 | |
| Rank | TAB | Horse/Jockey | Barrier | Top Speed [km/h] | Fastest Section | Margin | | | Distance Travelled [m] |
| 1 | 2 | SACRED MISSION Ryan Maloney | 5 | 66.3 400m | 0:10.98 400m | 0:11.88 [1] (0:11.88) | 1:38.80 | | 0:33.96 |
| 2 | 1 | DEMON DARB Bailey Wheeler | 2 | 67.8 400m | 0:10.94 400m | 0:11.93 [2] (0:11.93) | 1.35L | | 0:33.94 +3 |
| 3 | 7 | OLD SONG Sean Cormack | 3 | 68.6 400m | 0:10.76 400m | 0:11.32 [6] (0:11.32) | 2.48L | | 0:33.28 +10 |
| 4 | 8 | BULL DIMPLE RUM Justin Stanley | 7 | 66.4 400m | 0:11.00 400m | 0:11.87 [3] (0:11.87) | 2.75L | | 0:33.94 +0 |
| 5 | 4 | JERONIMOS Justin Huxtable | 1 | 68.8 400m | 0:10.73 400m | 0:11.46 [5] (0:11.46) | 2.97L | | 0:33.41 -2 |
| 6 | 3 | NEVER GIVE UP Cejay Graham | 6 | 66.6 400m | 0:11.11 600m | 0:11.84 [4] (0:11.84) | 3.84L | | 0:34.13 +4 |
| 7 | 5 | NIPPA'S NIGHTCAP James Orman | 4 | 68.6 400m | 0:10.85 400m | 0:11.39 [8] (0:11.39) | 3.98L | | 0:33.42 +0 |
| 8 | 6 | YUKANUMA Robbie Dolan | 8 | 65.8 600m | 0:11.13 600m | 0:11.90 [7] (0:11.90) | 5.88L | | 0:34.18 +4 |



| | |
|--------------------------------|----------------|
| Horse/Jockey Name | Sacred Mission |
| Final Rank | 1 |
| Fastest Section Time (Section) | 0:10.98 (400m) |
| Top Speed [km/h] (Section) | 66.3 (400m) |
| Race State | Finished |



Doomben QLD Professional

Race 1: BECOME A BRC MEMBER Class 3 Handicap - 1650m

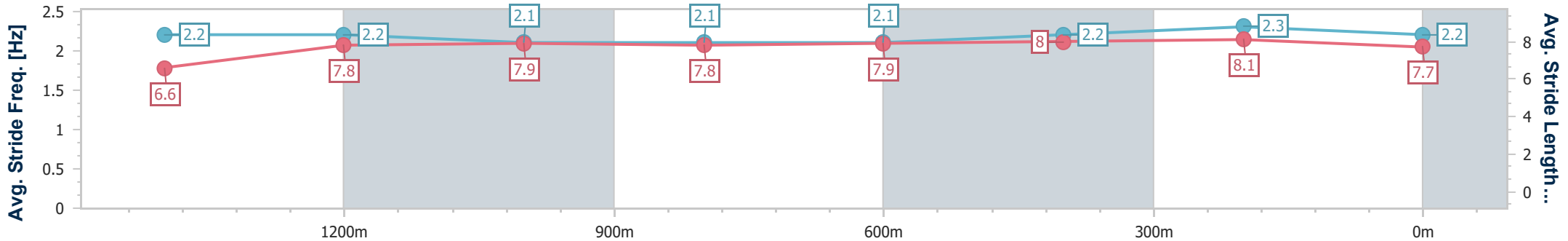
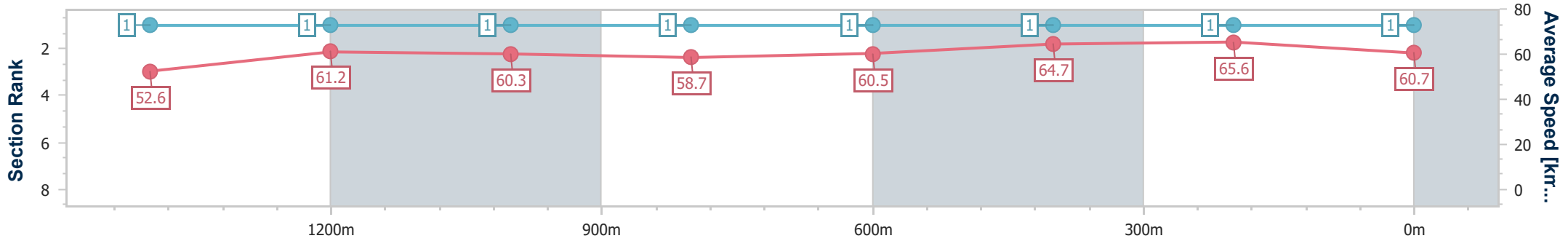
20 December 2023 - 13:07

Track Rating: Good 4, Weather: Fine, Rail Position: +9m Entire



BRISBANE RACING CLUB

| Section | Overall | 1400m | 1200m | 1000m | 800m | 600m | 400m | 200m |
|------------------------|--------------------------|--------------------------|--------------------------|--------------------------|--------------------------|--------------------------|--------------------------|--------------------------|
| Section Times | 1:38.80 [1] (0:17.12) | 1:21.68 [1] (0:11.67) | 1:10.01 [1] (0:11.97) | 0:58.04 [1] (0:12.24) | 0:45.80 [1] (0:11.84) | 0:33.96 [1] (0:11.10) | 0:22.86 [1] (0:10.98) | 0:11.88 [1] (0:11.88) |
| Average Speed [km/h] | 52.6 | 61.2 | 60.3 | 58.7 | 60.5 | 64.7 | 65.6 | 60.7 |
| Top Speed [km/h] | 62.7 | 62.8 | 60.8 | 59.9 | 63.2 | 65.8 | 66.3 | 64.0 |
| Avg. Dist. to Rail [m] | 0.8 | 0.9 | 1.1 | 1.0 | 0.5 | 0.2 | 0.2 | 0.5 |
| Avg. Stride Freq. [Hz] | 2.2 | 2.2 | 2.1 | 2.1 | 2.1 | 2.2 | 2.3 | 2.2 |
| Avg. Stride Length [m] | 6.6 | 7.8 | 7.9 | 7.8 | 7.9 | 8.0 | 8.1 | 7.7 |



- [] Ranking at each section and finish
- .-.- No data available at this section
- NA No data available



| | |
|--------------------------------|----------------|
| Horse/Jockey Name | Demon Darb |
| Final Rank | 2 |
| Fastest Section Time (Section) | 0:10.94 (400m) |
| Top Speed [km/h] (Section) | 67.8 (400m) |
| Race State | Finished |

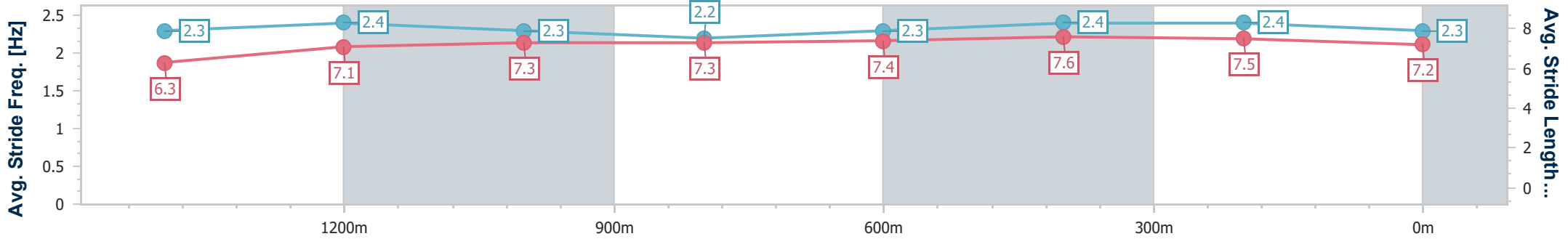
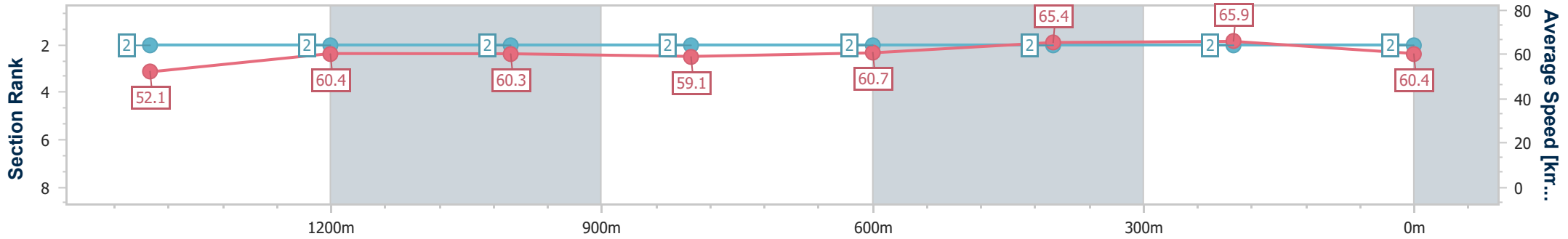


Doomben QLD Professional
Race 1: BECOME A BRC MEMBER Class 3 Handicap - 1650m
 20 December 2023 - 13:07
 Track Rating: Good 4, Weather: Fine, Rail Position: +9m Entire



BRISBANE
RACING CLUB

| Section | Overall | 1400m | 1200m | 1000m | 800m | 600m | 400m | 200m |
|------------------------|--------------------------|--------------------------|--------------------------|--------------------------|--------------------------|--------------------------|--------------------------|--------------------------|
| Section Times | 1:39.03 [2] (0:17.24) | 1:21.79 [2] (0:11.83) | 1:09.96 [2] (0:11.94) | 0:58.02 [2] (0:12.23) | 0:45.79 [2] (0:11.85) | 0:33.94 [2] (0:11.07) | 0:22.87 [2] (0:10.94) | 0:11.93 [2] (0:11.93) |
| Average Speed [km/h] | 52.1 | 60.4 | 60.3 | 59.1 | 60.7 | 65.4 | 65.9 | 60.4 |
| Top Speed [km/h] | 62.1 | 62.0 | 60.9 | 60.3 | 63.9 | 66.5 | 67.8 | 63.8 |
| Avg. Dist. to Rail [m] | 0.9 | 1.4 | 0.4 | 0.5 | 0.5 | 0.6 | 1.2 | 0.4 |
| Avg. Stride Freq. [Hz] | 2.3 | 2.4 | 2.3 | 2.2 | 2.3 | 2.4 | 2.4 | 2.3 |
| Avg. Stride Length [m] | 6.3 | 7.1 | 7.3 | 7.3 | 7.4 | 7.6 | 7.5 | 7.2 |



- [] Ranking at each section and finish
- .-.- No data available at this section
- NA No data available



| | |
|--------------------------------|----------------|
| Horse/Jockey Name | Old Song |
| Final Rank | 3 |
| Fastest Section Time (Section) | 0:10.76 (400m) |
| Top Speed [km/h] (Section) | 68.6 (400m) |
| Race State | Finished |

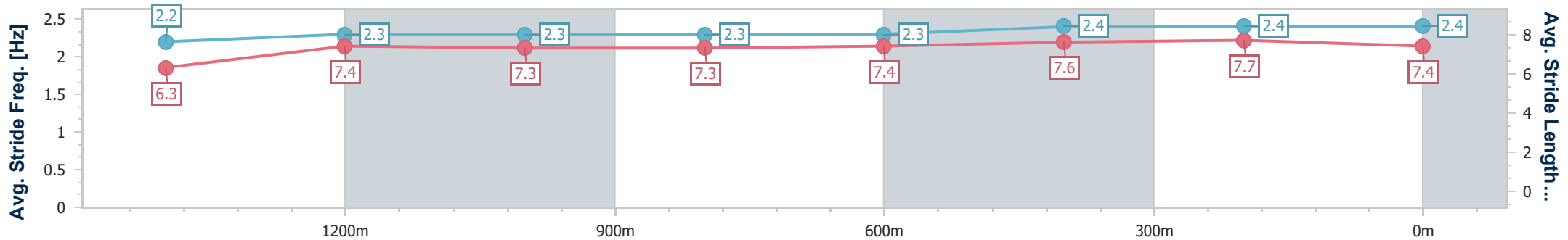
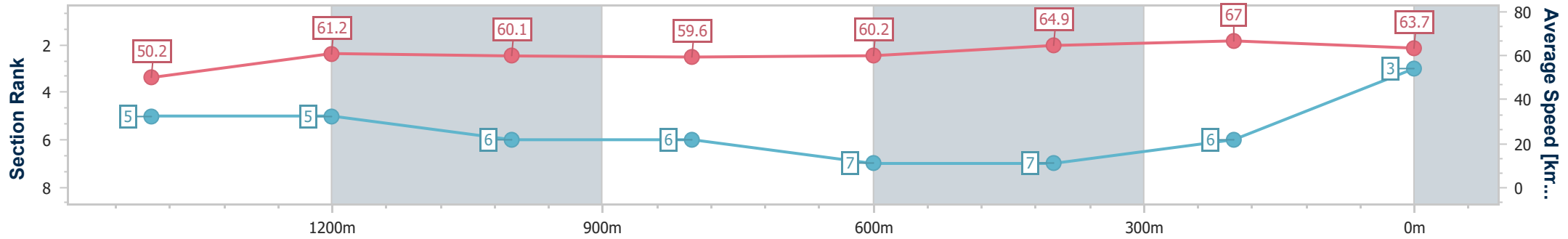


Doomben QLD Professional
Race 1: BECOME A BRC MEMBER Class 3 Handicap - 1650m
 20 December 2023 - 13:07
 Track Rating: Good 4, Weather: Fine, Rail Position: +9m Entire



BRISBANE
RACING CLUB

| Section | Overall | 1400m | 1200m | 1000m | 800m | 600m | 400m | 200m |
|------------------------|--------------------------|--------------------------|--------------------------|--------------------------|--------------------------|--------------------------|--------------------------|--------------------------|
| Section Times | 1:39.22 [3] (0:17.89) | 1:21.33 [5] (0:11.83) | 1:09.50 [5] (0:12.02) | 0:57.48 [6] (0:12.12) | 0:45.36 [6] (0:12.08) | 0:33.28 [7] (0:11.20) | 0:22.08 [7] (0:10.76) | 0:11.32 [6] (0:11.32) |
| Average Speed [km/h] | 50.2 | 61.2 | 60.1 | 59.6 | 60.2 | 64.9 | 67.0 | 63.7 |
| Top Speed [km/h] | 62.0 | 62.2 | 60.8 | 61.5 | 62.1 | 66.6 | 68.6 | 66.8 |
| Avg. Dist. to Rail [m] | 0.6 | 1.0 | 1.7 | 1.8 | 1.7 | 2.0 | 2.1 | 2.9 |
| Avg. Stride Freq. [Hz] | 2.2 | 2.3 | 2.3 | 2.3 | 2.3 | 2.4 | 2.4 | 2.4 |
| Avg. Stride Length [m] | 6.3 | 7.4 | 7.3 | 7.3 | 7.4 | 7.6 | 7.7 | 7.4 |



- [] Ranking at each section and finish
- .-.- No data available at this section
- NA No data available



| | |
|--------------------------------|-----------------|
| Horse/Jockey Name | Bull Dimple Rum |
| Final Rank | 4 |
| Fastest Section Time (Section) | 0:11.00 (400m) |
| Top Speed [km/h] (Section) | 66.4 (400m) |
| Race State | Finished |

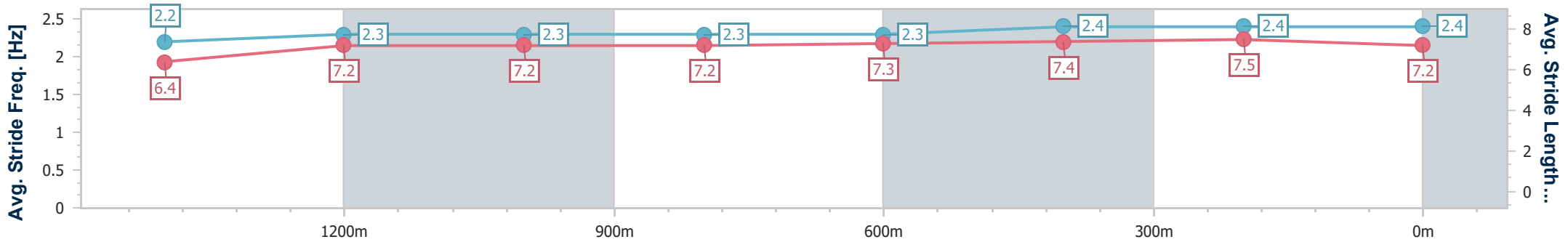
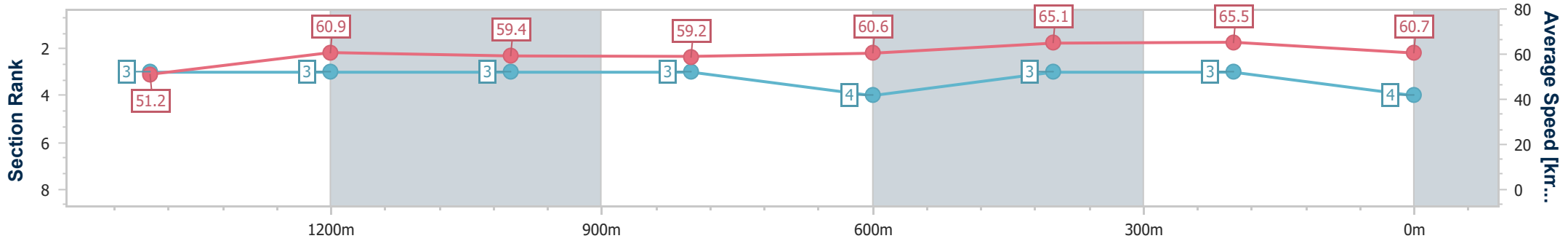


Doomben QLD Professional
Race 1: BECOME A BRC MEMBER Class 3 Handicap - 1650m
 20 December 2023 - 13:07
 Track Rating: Good 4, Weather: Fine, Rail Position: +9m Entire



BRISBANE
RACING CLUB

| Section | Overall | 1400m | 1200m | 1000m | 800m | 600m | 400m | 200m |
|------------------------|--------------------------|--------------------------|--------------------------|--------------------------|--------------------------|--------------------------|--------------------------|--------------------------|
| Section Times | 1:39.27 [4] (0:17.51) | 1:21.76 [3] (0:11.72) | 1:10.04 [3] (0:12.13) | 0:57.91 [3] (0:12.11) | 0:45.80 [3] (0:11.86) | 0:33.94 [4] (0:11.07) | 0:22.87 [3] (0:11.00) | 0:11.87 [3] (0:11.87) |
| Average Speed [km/h] | 51.2 | 60.9 | 59.4 | 59.2 | 60.6 | 65.1 | 65.5 | 60.7 |
| Top Speed [km/h] | 62.3 | 62.1 | 60.0 | 60.5 | 64.1 | 66.0 | 66.4 | 63.8 |
| Avg. Dist. to Rail [m] | 2.2 | 1.5 | 0.4 | 1.0 | 0.8 | 0.3 | 1.3 | 1.5 |
| Avg. Stride Freq. [Hz] | 2.2 | 2.3 | 2.3 | 2.3 | 2.3 | 2.4 | 2.4 | 2.4 |
| Avg. Stride Length [m] | 6.4 | 7.2 | 7.2 | 7.2 | 7.3 | 7.4 | 7.5 | 7.2 |



- [] Ranking at each section and finish
- .-.- No data available at this section
- NA No data available



| | |
|--------------------------------|----------------|
| Horse/Jockey Name | Jeronimos |
| Final Rank | 5 |
| Fastest Section Time (Section) | 0:10.73 (400m) |
| Top Speed [km/h] (Section) | 68.8 (400m) |
| Race State | Finished |

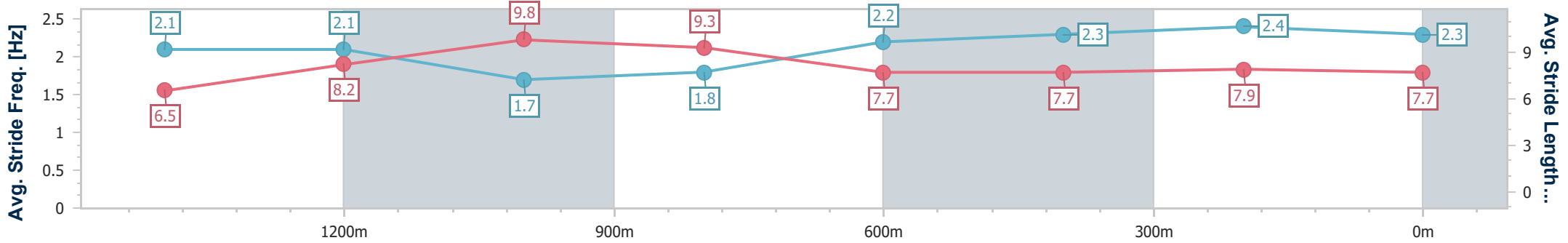
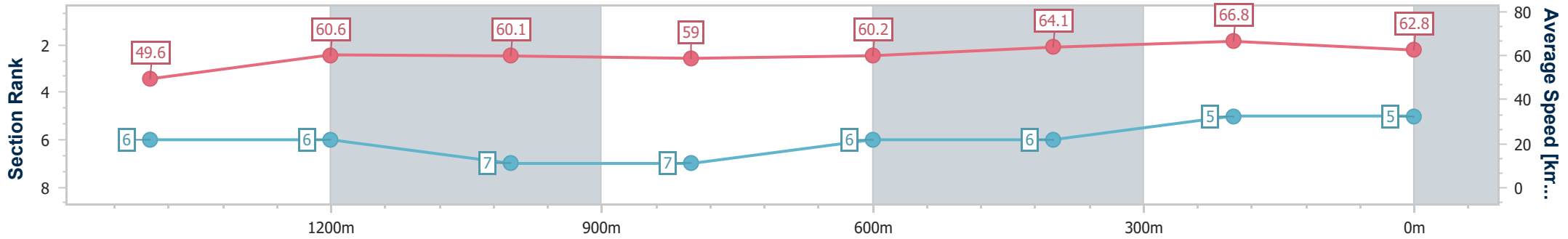


Doomben QLD Professional
Race 1: BECOME A BRC MEMBER Class 3 Handicap - 1650m
 20 December 2023 - 13:07
 Track Rating: Good 4, Weather: Fine, Rail Position: +9m Entire



BRISBANE
RACING CLUB

| Section | Overall | 1400m | 1200m | 1000m | 800m | 600m | 400m | 200m |
|------------------------|--------------------------|--------------------------|--------------------------|--------------------------|--------------------------|--------------------------|--------------------------|--------------------------|
| Section Times | 1:39.31 [5] (0:18.10) | 1:21.21 [6] (0:11.74) | 1:09.47 [6] (0:11.98) | 0:57.49 [7] (0:12.11) | 0:45.38 [7] (0:11.97) | 0:33.41 [6] (0:11.22) | 0:22.19 [6] (0:10.73) | 0:11.46 [5] (0:11.46) |
| Average Speed [km/h] | 49.6 | 60.6 | 60.1 | 59.0 | 60.2 | 64.1 | 66.8 | 62.8 |
| Top Speed [km/h] | 60.6 | 61.3 | 61.3 | 60.6 | 62.3 | 66.6 | 68.8 | 65.7 |
| Avg. Dist. to Rail [m] | 2.0 | 2.2 | 1.5 | 1.1 | 0.7 | 0.5 | 0.8 | 1.1 |
| Avg. Stride Freq. [Hz] | 2.1 | 2.1 | 1.7 | 1.8 | 2.2 | 2.3 | 2.4 | 2.3 |
| Avg. Stride Length [m] | 6.5 | 8.2 | 9.8 | 9.3 | 7.7 | 7.7 | 7.9 | 7.7 |



- [] Ranking at each section and finish
- .-.- No data available at this section
- NA No data available



| | |
|--------------------------------|----------------|
| Horse/Jockey Name | Never Give Up |
| Final Rank | 6 |
| Fastest Section Time (Section) | 0:11.11 (600m) |
| Top Speed [km/h] (Section) | 66.6 (400m) |
| Race State | Finished |

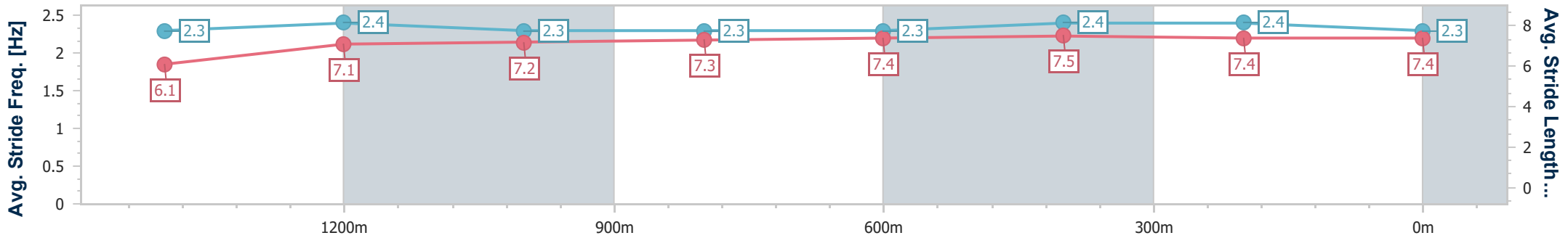
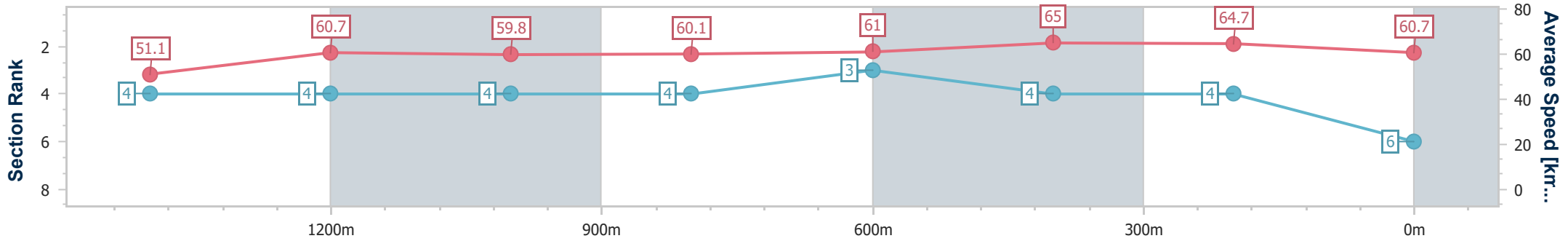


Doomben QLD Professional
Race 1: BECOME A BRC MEMBER Class 3 Handicap - 1650m
 20 December 2023 - 13:07
 Track Rating: Good 4, Weather: Fine, Rail Position: +9m Entire



BRISBANE
RACING CLUB

| Section | Overall | 1400m | 1200m | 1000m | 800m | 600m | 400m | 200m |
|------------------------|--------------------------|--------------------------|--------------------------|--------------------------|--------------------------|--------------------------|--------------------------|--------------------------|
| Section Times | 1:39.45 [6] (0:17.63) | 1:21.82 [4] (0:11.86) | 1:09.96 [4] (0:12.06) | 0:57.90 [4] (0:12.01) | 0:45.89 [4] (0:11.76) | 0:34.13 [3] (0:11.11) | 0:23.02 [4] (0:11.18) | 0:11.84 [4] (0:11.84) |
| Average Speed [km/h] | 51.1 | 60.7 | 59.8 | 60.1 | 61.0 | 65.0 | 64.7 | 60.7 |
| Top Speed [km/h] | 63.9 | 62.2 | 60.6 | 60.9 | 64.3 | 65.4 | 66.6 | 63.5 |
| Avg. Dist. to Rail [m] | 1.9 | 0.5 | 1.2 | 0.9 | 0.5 | 0.4 | 1.8 | 2.3 |
| Avg. Stride Freq. [Hz] | 2.3 | 2.4 | 2.3 | 2.3 | 2.3 | 2.4 | 2.4 | 2.3 |
| Avg. Stride Length [m] | 6.1 | 7.1 | 7.2 | 7.3 | 7.4 | 7.5 | 7.4 | 7.4 |



- [] Ranking at each section and finish
- .-.- No data available at this section
- NA No data available



| | |
|--------------------------------|------------------|
| Horse/Jockey Name | Nippa's Nightcap |
| Final Rank | 7 |
| Fastest Section Time (Section) | 0:10.85 (400m) |
| Top Speed [km/h] (Section) | 68.6 (400m) |
| Race State | Finished |

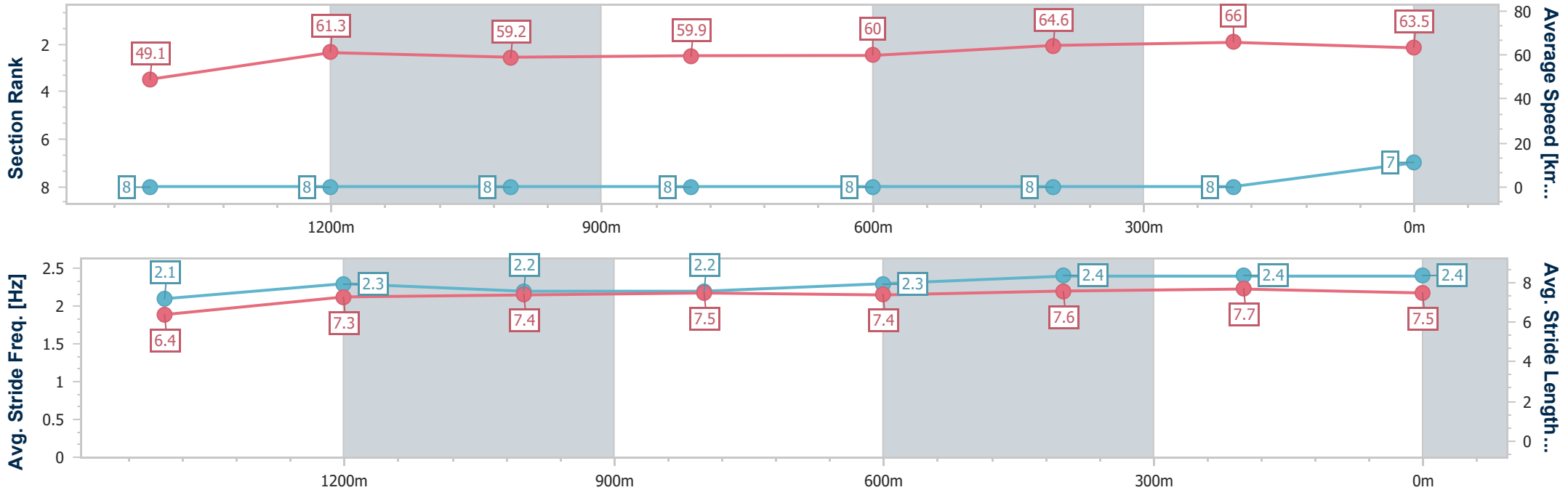


Doomben QLD Professional
Race 1: BECOME A BRC MEMBER Class 3 Handicap - 1650m
 20 December 2023 - 13:07
 Track Rating: Good 4, Weather: Fine, Rail Position: +9m Entire



BRISBANE
RACING CLUB

| Section | Overall | 1400m | 1200m | 1000m | 800m | 600m | 400m | 200m |
|------------------------|--------------------------|--------------------------|--------------------------|--------------------------|--------------------------|--------------------------|--------------------------|--------------------------|
| Section Times | 1:39.48 [7] (0:18.32) | 1:21.16 [8] (0:11.65) | 1:09.51 [8] (0:12.18) | 0:57.33 [8] (0:11.92) | 0:45.41 [8] (0:11.99) | 0:33.42 [8] (0:11.18) | 0:22.24 [8] (0:10.85) | 0:11.39 [8] (0:11.39) |
| Average Speed [km/h] | 49.1 | 61.3 | 59.2 | 59.9 | 60.0 | 64.6 | 66.0 | 63.5 |
| Top Speed [km/h] | 60.8 | 62.7 | 60.9 | 61.0 | 61.2 | 66.1 | 68.6 | 66.1 |
| Avg. Dist. to Rail [m] | 0.7 | 1.4 | 0.6 | 2.1 | 0.5 | 0.6 | 1.8 | 3.4 |
| Avg. Stride Freq. [Hz] | 2.1 | 2.3 | 2.2 | 2.2 | 2.3 | 2.4 | 2.4 | 2.4 |
| Avg. Stride Length [m] | 6.4 | 7.3 | 7.4 | 7.5 | 7.4 | 7.6 | 7.7 | 7.5 |



- [] Ranking at each section and finish
- .-.- No data available at this section
- NA No data available



| | |
|--------------------------------|----------------|
| Horse/Jockey Name | Yukanuma |
| Final Rank | 8 |
| Fastest Section Time (Section) | 0:11.13 (600m) |
| Top Speed [km/h] (Section) | 65.8 (600m) |
| Race State | Finished |



Doomben QLD Professional

Race 1: BECOME A BRC MEMBER Class 3 Handicap - 1650m

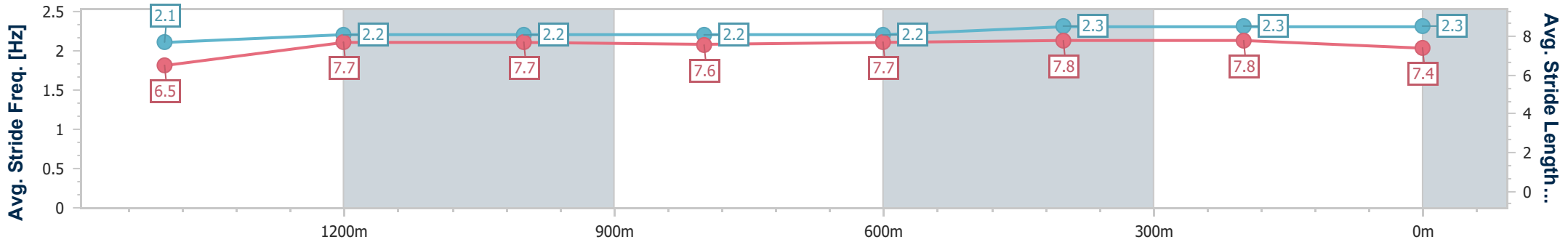
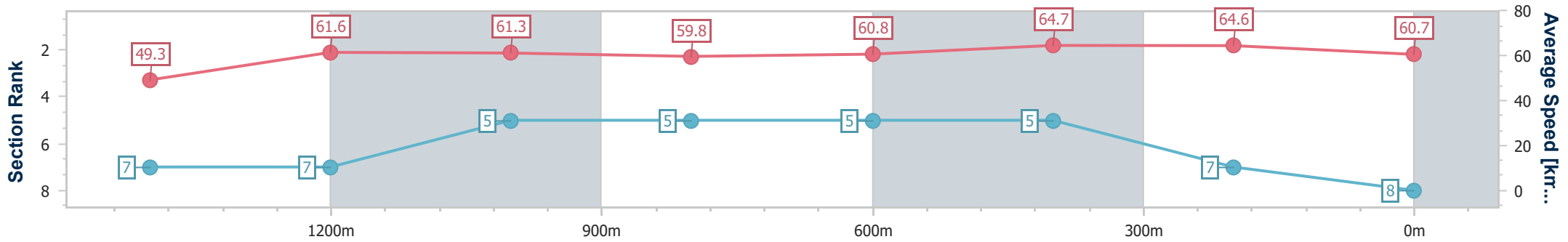
20 December 2023 - 13:07

Track Rating: Good 4, Weather: Fine, Rail Position: +9m Entire



BRISBANE RACING CLUB

| Section | Overall | 1400m | 1200m | 1000m | 800m | 600m | 400m | 200m |
|------------------------|--------------------------|--------------------------|--------------------------|--------------------------|--------------------------|--------------------------|--------------------------|--------------------------|
| Section Times | 1:39.80 [8] (0:18.28) | 1:21.52 [7] (0:11.62) | 1:09.90 [7] (0:11.78) | 0:58.12 [5] (0:12.07) | 0:46.05 [5] (0:11.87) | 0:34.18 [5] (0:11.13) | 0:23.05 [5] (0:11.15) | 0:11.90 [7] (0:11.90) |
| Average Speed [km/h] | 49.3 | 61.6 | 61.3 | 59.8 | 60.8 | 64.7 | 64.6 | 60.7 |
| Top Speed [km/h] | 61.1 | 62.6 | 62.6 | 60.8 | 63.7 | 65.8 | 65.5 | 63.8 |
| Avg. Dist. to Rail [m] | 3.0 | 0.7 | 0.6 | 1.3 | 0.7 | 0.3 | 1.5 | 0.6 |
| Avg. Stride Freq. [Hz] | 2.1 | 2.2 | 2.2 | 2.2 | 2.2 | 2.3 | 2.3 | 2.3 |
| Avg. Stride Length [m] | 6.5 | 7.7 | 7.7 | 7.6 | 7.7 | 7.8 | 7.8 | 7.4 |



- [] Ranking at each section and finish
- .-.- No data available at this section
- NA No data available