



Doomben QLD Professional

Race 4: CASCADE QTIS Three-Year-Old BENCHMARK 65 Handicap - 1350m

20 December 2023 - 14:58



BRISBANE
RACING CLUB

Track Rating: Good 3, Weather: Fine, Rail Position: +9m Entire

Section												Last 600m	
Field Times												0:35.91	
	Overall	1200m	1000m	800m	600m	400m							
	1:19.57 (0:10.87)	1:08.70 (0:10.52)	0:58.18 (0:10.74)	0:47.44 (0:11.53)	0:35.91 (0:11.91)	0:24.00 (0:11.75)							
Rank	TAB	Horse/Jockey	Barrier	Top Speed [km/h]	Fastest Section							Distance Travelled [m]	
1	1	TORQUE I TEE Bailey Wheeler	4	69.0 1200m	0:10.57 1200m	1:19.57 [1] (0:11.13)	1:08.44 [5] (0:10.57)	0:57.87 [6] (0:11.13)	0:46.74 [7] (0:11.56)	0:35.18 [6] (0:11.60)	0:23.58 [5] (0:11.33)	0:35.18	
2	10	BETTERLETMEDANCE Ryan Maloney	6	68.5 1200m	0:10.69 1200m	1:19.60 [2] (0:11.00)	1:08.60 [4] (0:10.69)	0:57.91 [5] (0:10.94)	0:46.97 [5] (0:11.57)	0:35.40 [5] (0:11.73)	0:23.67 [4] (0:11.51)	0:35.40	-2
3	2	RINGER'S REWARD Cejay Graham	5	70.0 1200m	0:10.55 1200m	1:19.70 [3] (0:11.25)	1:08.45 [7] (0:10.55)	0:57.90 [7] (0:11.18)	0:46.72 [8] (0:11.48)	0:35.24 [8] (0:11.71)	0:23.53 [7] (0:11.35)	0:35.24	+2
4	6	THE PLAYER Kyle Wilson-Taylor	7	68.9 1200m	0:10.56 1200m	1:19.76 [4] (0:10.94)	1:08.82 [2] (0:10.56)	0:58.26 [3] (0:10.89)	0:47.37 [3] (0:11.62)	0:35.75 [3] (0:11.81)	0:23.94 [3] (0:11.58)	0:35.75	-6
5	4	RISKY INVESTMENT Ben Thompson	1	68.4 1200m	0:10.60 1200m	1:20.21 [5] (0:11.27)	1:08.94 [8] (0:10.60)	0:58.34 [8] (0:10.81)	0:47.53 [6] (0:11.71)	0:35.82 [7] (0:11.96)	0:23.86 [8] (0:11.53)	0:35.82	+1
6	11	CONEY ISLAND BABY Rikki Jamieson	8	69.9 1000m	0:10.46 1200m	1:20.26 [6] (0:10.97)	1:09.29 [3] (0:10.46)	0:58.83 [2] (0:10.75)	0:48.08 [2] (0:11.57)	0:36.51 [2] (0:11.88)	0:24.63 [2] (0:11.96)	0:36.51	+2
7	5	NO BETTER TIME Taylor Marshall	2	69.5 1200m	0:10.51 1200m	1:20.42 [7] (0:11.53)	1:08.89 [9] (0:10.51)	0:58.38 [9] (0:11.10)	0:47.28 [9] (0:11.56)	0:35.72 [9] (0:11.77)	0:23.95 [9] (0:11.57)	0:35.72	-1
8	3	SHE MINE Michael Rodd	3	69.3 1200m	0:10.52 1200m	1:20.63 [8] (0:10.87)	1:09.76 [1] (0:10.52)	0:59.24 [1] (0:10.74)	0:48.50 [1] (0:11.53)	0:36.97 [1] (0:11.91)	0:25.06 [1] (0:11.91)	0:36.97	-3
9	7	RUBAAHY Robbie Dolan	9	70.2 1200m	0:10.39 1200m	1:21.33 [9] (0:11.22)	1:10.11 [6] (0:10.39)	0:59.72 [4] (0:10.95)	0:48.77 [4] (0:11.57)	0:37.20 [4] (0:11.95)	0:25.25 [6] (0:11.84)	0:37.20	+1

Scratched: Private Tender (#9), What A Weekend (#8)

[] Ranking at each section and finish
 -:-:- No data available at this section
 NA No data available

SCN Saddle cloth number
 DNF Did not finish
 DNT Did not track



Doomben QLD Professional
Race 4: CASCADE QTIS Three-Year-Old BENCHMARK 65 Handicap - 1350m

20 December 2023 - 14:58



BRISBANE
RACING CLUB

Track Rating: Good 3, Weather: Fine, Rail Position: +9m Entire

Section				200m				Last 600m	
Field Times				0:12.25 (0:12.25)				0:35.91	
Rank	TAB	Horse/Jockey	Barrier	Top Speed [km/h]	Fastest Section	Margin			Distance Travelled [m]
1	1	TORQUE I TEE Bailey Wheeler	4	69.0 1200m	0:10.57 1200m	0:12.25 [1] (0:12.25)	1:19.57		0:35.18
2	10	BETTERLETMEDANCE Ryan Maloney	6	68.5 1200m	0:10.69 1200m	0:12.16 [3] (0:12.16)	0.19L		0:35.40 -2
3	2	RINGER'S REWARD Cejay Graham	5	70.0 1200m	0:10.55 1200m	0:12.18 [5] (0:12.18)	0.78L		0:35.24 +2
4	6	THE PLAYER Kyle Wilson-Taylor	7	68.9 1200m	0:10.56 1200m	0:12.36 [2] (0:12.36)	1.11L		0:35.75 -6
5	4	RISKY INVESTMENT Ben Thompson	1	68.4 1200m	0:10.60 1200m	0:12.33 [7] (0:12.33)	3.76L		0:35.82 +1
6	11	CONEY ISLAND BABY Rikki Jamieson	8	69.9 1000m	0:10.46 1200m	0:12.67 [6] (0:12.67)	4.04L		0:36.51 +2
7	5	NO BETTER TIME Taylor Marshall	2	69.5 1200m	0:10.51 1200m	0:12.38 [9] (0:12.38)	5L		0:35.72 -1
8	3	SHE MINE Michael Rodd	3	69.3 1200m	0:10.52 1200m	0:13.15 [4] (0:13.15)	6.25L		0:36.97 -3
9	7	RUBAAHY Robbie Dolan	9	70.2 1200m	0:10.39 1200m	0:13.41 [8] (0:13.41)	10.36L		0:37.20 +1

Scratched: Private Tender (#9), What A Weekend (#8)

[] Ranking at each section and finish
 -:-:- No data available at this section
 NA No data available

SCN Saddle cloth number
 DNF Did not finish
 DNT Did not track



Horse/Jockey Name	Torque I Tee
Final Rank	1
Fastest Section Time (Section)	0:10.57 (1200m)
Top Speed [km/h] (Section)	69.0 (1200m)
Race State	Finished

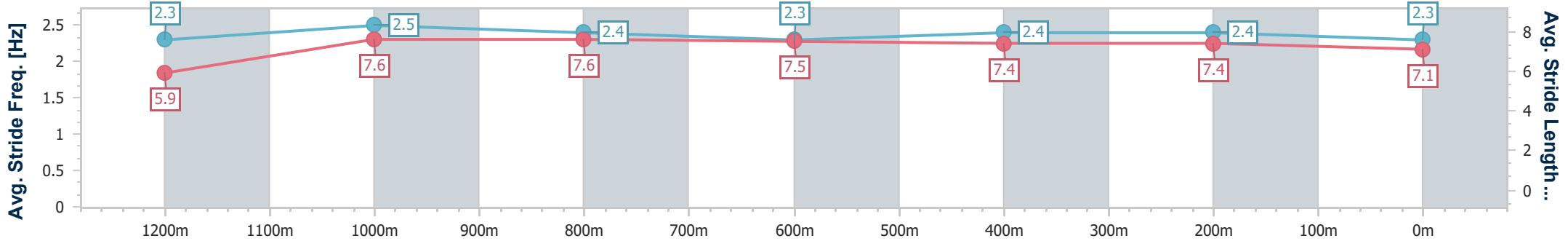
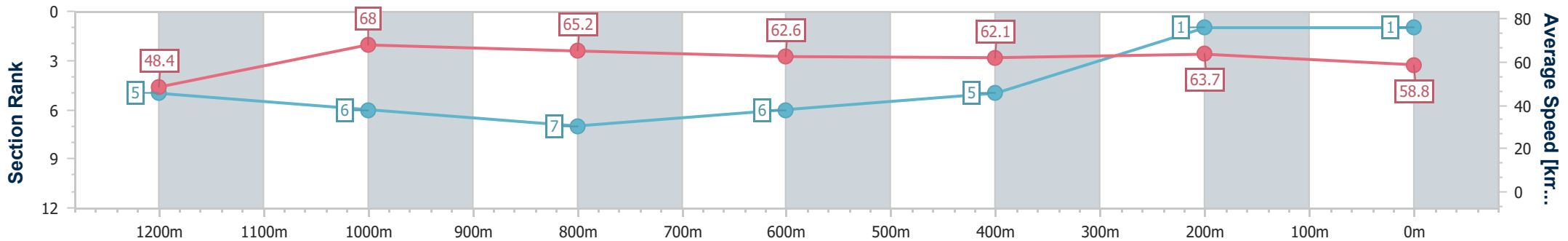


Doomben QLD Professional
Race 4: CASCADE QTIS Three-Year-Old BENCHMARK 65
Handicap - 1350m
20 December 2023 - 14:58
Track Rating: Good 3, Weather: Fine, Rail Position: +9m Entire



BRISBANE
RACING CLUB

Section	Overall	1200m	1000m	800m	600m	400m	200m
Section Times	1:19.57 [1] (0:11.13)	1:08.44 [5] (0:10.57)	0:57.87 [6] (0:11.13)	0:46.74 [7] (0:11.56)	0:35.18 [6] (0:11.60)	0:23.58 [5] (0:11.33)	0:12.25 [1] (0:12.25)
Average Speed [km/h]	48.4	68.0	65.2	62.6	62.1	63.7	58.8
Top Speed [km/h]	66.1	69.0	67.8	66.1	63.6	65.0	63.0
Avg. Dist. to Rail [m]	3.9	1.4	2.3	1.2	0.4	1.8	1.2
Avg. Stride Freq. [Hz]	2.3	2.5	2.4	2.3	2.4	2.4	2.3
Avg. Stride Length [m]	5.9	7.6	7.6	7.5	7.4	7.4	7.1



- [] Ranking at each section and finish
- .-.- No data available at this section
- NA No data available



Horse/Jockey Name	Betterletmedance
Final Rank	2
Fastest Section Time (Section)	0:10.69 (1200m)
Top Speed [km/h] (Section)	68.5 (1200m)
Race State	Finished

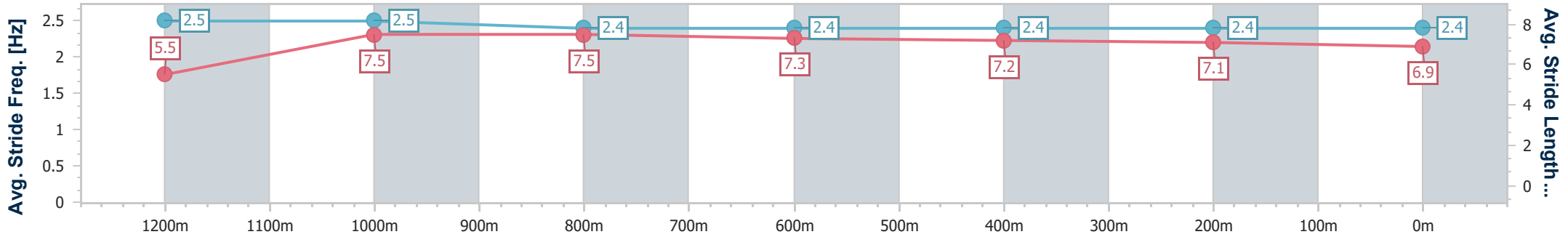
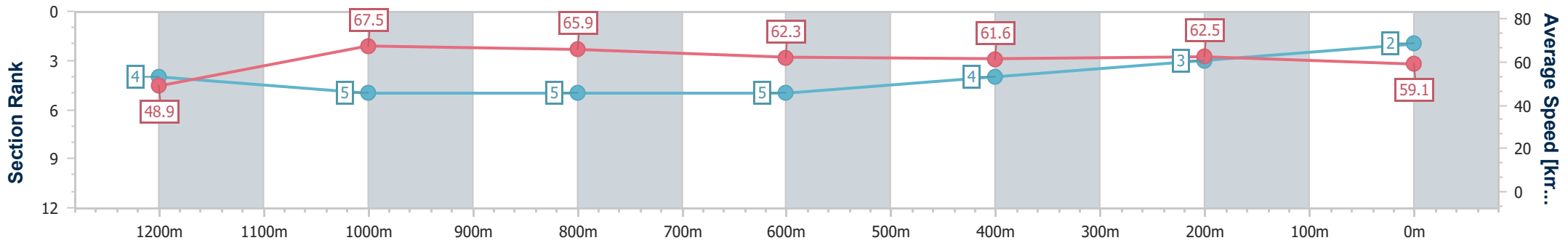


Doomben QLD Professional
Race 4: CASCADE QTIS Three-Year-Old BENCHMARK 65
Handicap - 1350m
20 December 2023 - 14:58
Track Rating: Good 3, Weather: Fine, Rail Position: +9m Entire



BRISBANE
 RACING CLUB

Section	Overall	1200m	1000m	800m	600m	400m	200m
Section Times	1:19.60 [2] (0:11.00)	1:08.60 [4] (0:10.69)	0:57.91 [5] (0:10.94)	0:46.97 [5] (0:11.57)	0:35.40 [5] (0:11.73)	0:23.67 [4] (0:11.51)	0:12.16 [3] (0:12.16)
Average Speed [km/h]	48.9	67.5	65.9	62.3	61.6	62.5	59.1
Top Speed [km/h]	65.7	68.5	68.2	63.5	63.0	64.6	60.8
Avg. Dist. to Rail [m]	4.7	0.4	0.2	0.6	0.4	1.5	1.2
Avg. Stride Freq. [Hz]	2.5	2.5	2.4	2.4	2.4	2.4	2.4
Avg. Stride Length [m]	5.5	7.5	7.5	7.3	7.2	7.1	6.9



- [] Ranking at each section and finish
- .-.- No data available at this section
- NA No data available



Horse/Jockey Name	Ringer's Reward
Final Rank	3
Fastest Section Time (Section)	0:10.55 (1200m)
Top Speed [km/h] (Section)	70.0 (1200m)
Race State	Finished

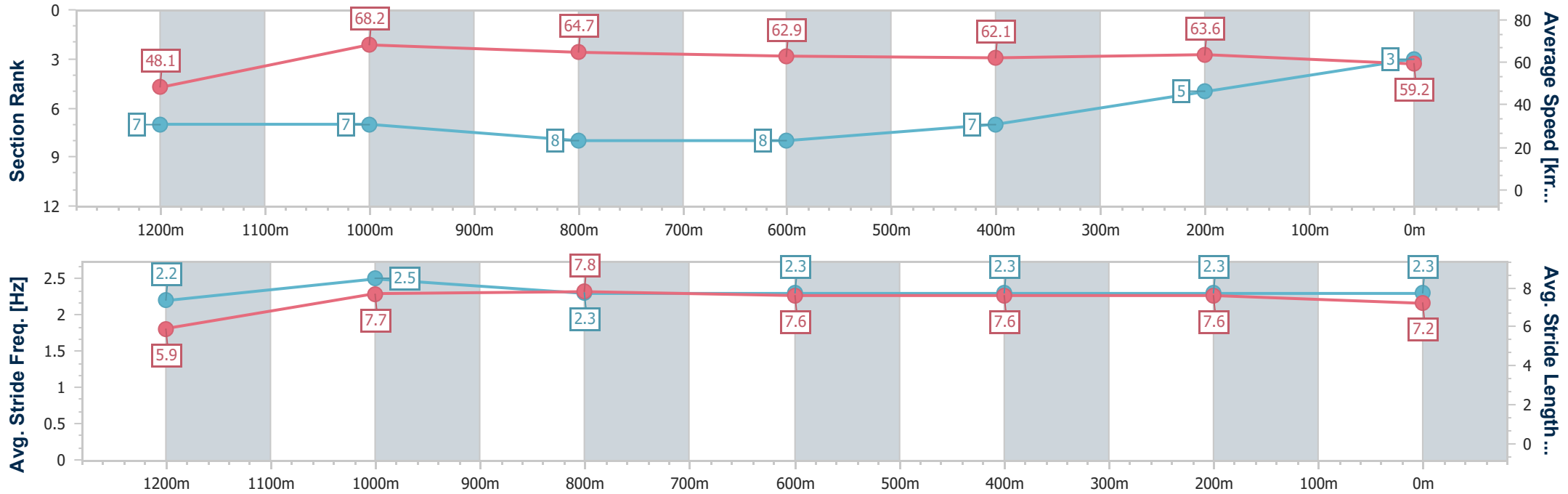


Doomben QLD Professional
Race 4: CASCADE QTIS Three-Year-Old BENCHMARK 65
Handicap - 1350m
20 December 2023 - 14:58
Track Rating: Good 3, Weather: Fine, Rail Position: +9m Entire



BRISBANE
RACING CLUB

Section	Overall	1200m	1000m	800m	600m	400m	200m
Section Times	1:19.70 [3] (0:11.25)	1:08.45 [7] (0:10.55)	0:57.90 [7] (0:11.18)	0:46.72 [8] (0:11.48)	0:35.24 [8] (0:11.71)	0:23.53 [7] (0:11.35)	0:12.18 [5] (0:12.18)
Average Speed [km/h]	48.1	68.2	64.7	62.9	62.1	63.6	59.2
Top Speed [km/h]	66.0	70.0	66.0	64.4	64.0	65.2	62.5
Avg. Dist. to Rail [m]	4.3	1.7	1.2	1.5	1.3	2.9	3.4
Avg. Stride Freq. [Hz]	2.2	2.5	2.3	2.3	2.3	2.3	2.3
Avg. Stride Length [m]	5.9	7.7	7.8	7.6	7.6	7.6	7.2



- [] Ranking at each section and finish
- .-.- No data available at this section
- NA No data available



Horse/Jockey Name	The Player
Final Rank	4
Fastest Section Time (Section)	0:10.56 (1200m)
Top Speed [km/h] (Section)	68.9 (1200m)
Race State	Finished



Doomben QLD Professional
Race 4: CASCADE QTIS Three-Year-Old BENCHMARK 65
Handicap - 1350m

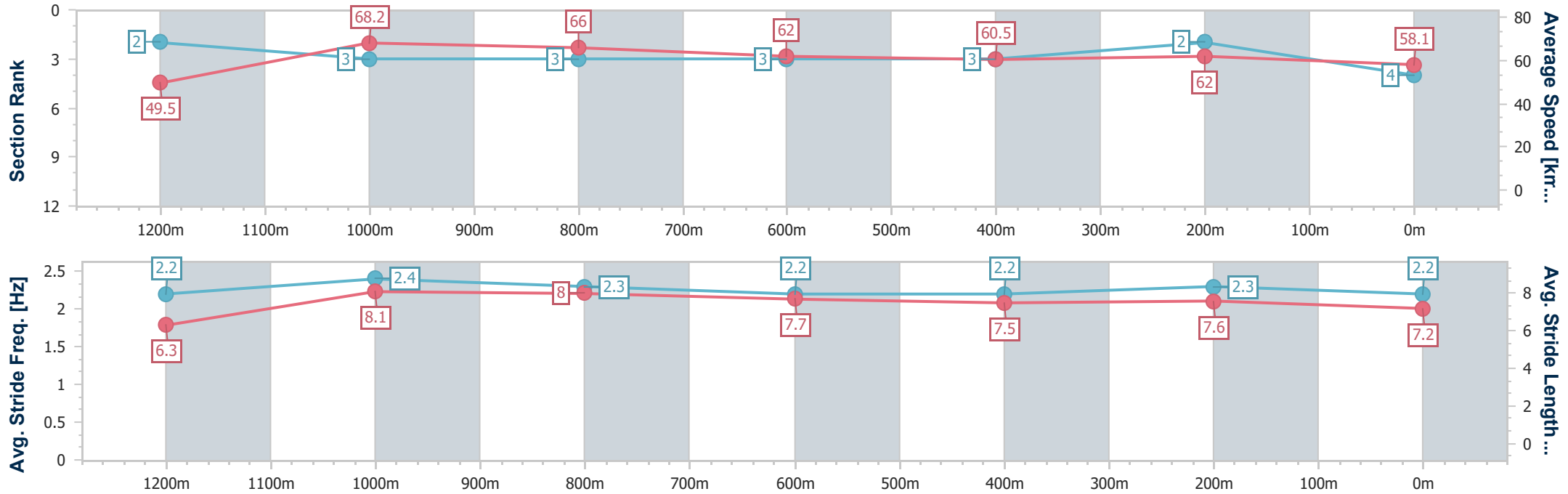
20 December 2023 - 14:58

Track Rating: Good 3, Weather: Fine, Rail Position: +9m Entire



BRISBANE
RACING CLUB

Section	Overall	1200m	1000m	800m	600m	400m	200m
Section Times	1:19.76 [4] (0:10.94)	1:08.82 [2] (0:10.56)	0:58.26 [3] (0:10.89)	0:47.37 [3] (0:11.62)	0:35.75 [3] (0:11.81)	0:23.94 [3] (0:11.58)	0:12.36 [2] (0:12.36)
Average Speed [km/h]	49.5	68.2	66.0	62.0	60.5	62.0	58.1
Top Speed [km/h]	67.3	68.9	67.7	64.3	61.1	63.3	60.7
Avg. Dist. to Rail [m]	6.1	0.7	0.5	0.6	1.3	1.3	0.5
Avg. Stride Freq. [Hz]	2.2	2.4	2.3	2.2	2.2	2.3	2.2
Avg. Stride Length [m]	6.3	8.1	8.0	7.7	7.5	7.6	7.2



- [] Ranking at each section and finish
- .-.- No data available at this section
- NA No data available



Horse/Jockey Name	Risky Investment
Final Rank	5
Fastest Section Time (Section)	0:10.60 (1200m)
Top Speed [km/h] (Section)	68.4 (1200m)
Race State	Finished

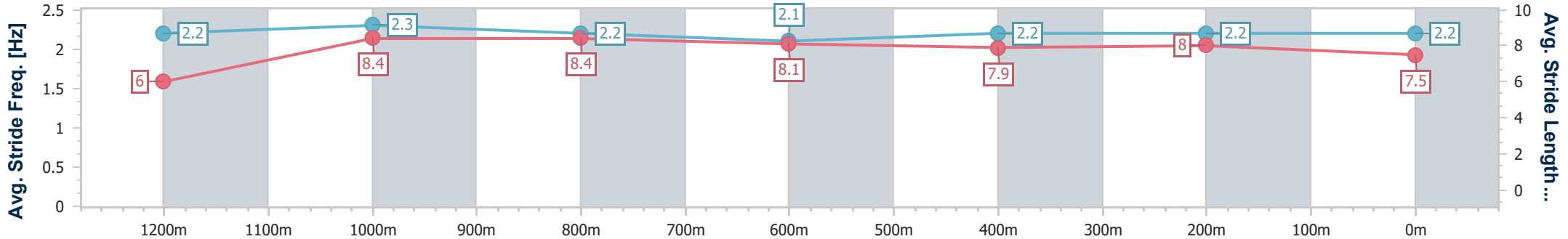
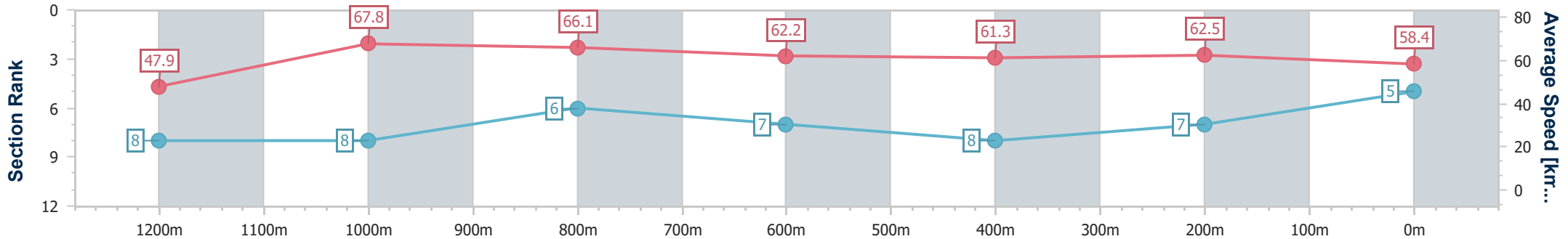


Doomben QLD Professional
Race 4: CASCADE QTIS Three-Year-Old BENCHMARK 65
Handicap - 1350m
20 December 2023 - 14:58
Track Rating: Good 3, Weather: Fine, Rail Position: +9m Entire



BRISBANE
RACING CLUB

Section	Overall	1200m	1000m	800m	600m	400m	200m
Section Times	1:20.21 [5] (0:11.27)	1:08.94 [8] (0:10.60)	0:58.34 [8] (0:10.81)	0:47.53 [6] (0:11.71)	0:35.82 [7] (0:11.96)	0:23.86 [8] (0:11.53)	0:12.33 [7] (0:12.33)
Average Speed [km/h]	47.9	67.8	66.1	62.2	61.3	62.5	58.4
Top Speed [km/h]	67.2	68.4	67.8	63.9	63.2	64.4	61.3
Avg. Dist. to Rail [m]	1.7	1.2	2.4	2.4	3.6	0.7	1.4
Avg. Stride Freq. [Hz]	2.2	2.3	2.2	2.1	2.2	2.2	2.2
Avg. Stride Length [m]	6.0	8.4	8.4	8.1	7.9	8.0	7.5



- [] Ranking at each section and finish
- .-.- No data available at this section
- NA No data available



Horse/Jockey Name	Coney Island Baby
Final Rank	6
Fastest Section Time (Section)	0:10.46 (1200m)
Top Speed [km/h] (Section)	69.9 (1000m)
Race State	Finished

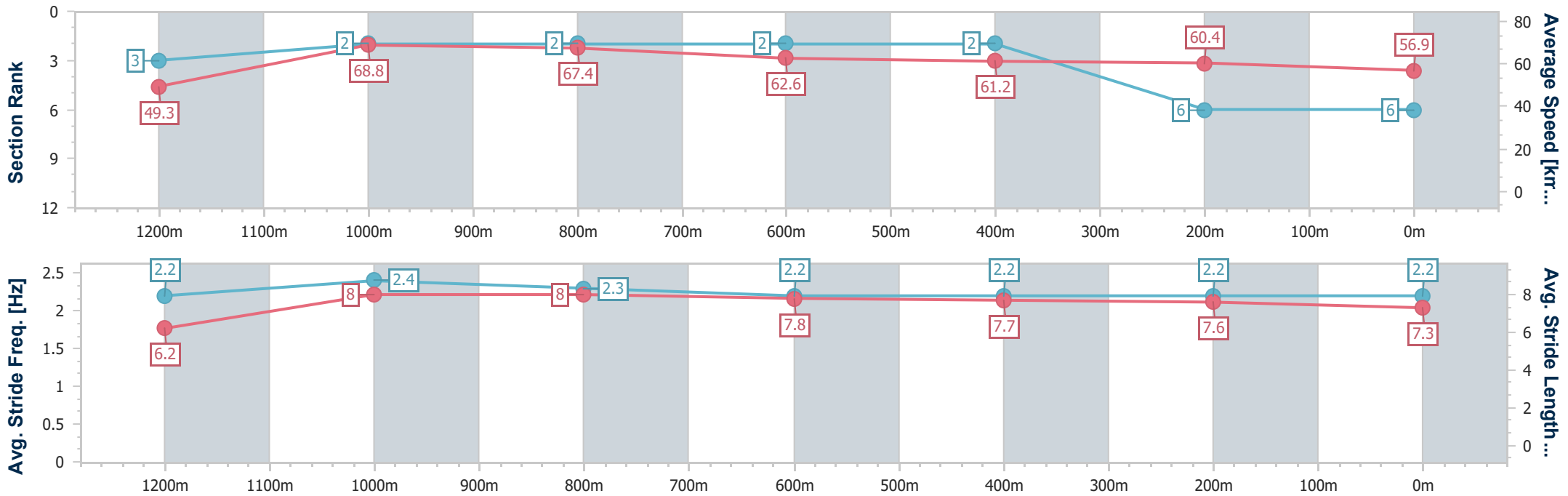


Doomben QLD Professional
Race 4: CASCADE QTIS Three-Year-Old BENCHMARK 65
Handicap - 1350m
20 December 2023 - 14:58
Track Rating: Good 3, Weather: Fine, Rail Position: +9m Entire



BRISBANE
 RACING CLUB

Section	Overall	1200m	1000m	800m	600m	400m	200m
Section Times	1:20.26 [6] (0:10.97)	1:09.29 [3] (0:10.46)	0:58.83 [2] (0:10.75)	0:48.08 [2] (0:11.57)	0:36.51 [2] (0:11.88)	0:24.63 [2] (0:11.96)	0:12.67 [6] (0:12.67)
Average Speed [km/h]	49.3	68.8	67.4	62.6	61.2	60.4	56.9
Top Speed [km/h]	68.2	69.8	69.9	64.3	62.3	61.7	58.0
Avg. Dist. to Rail [m]	7.9	3.2	1.5	1.6	1.6	2.9	3.4
Avg. Stride Freq. [Hz]	2.2	2.4	2.3	2.2	2.2	2.2	2.2
Avg. Stride Length [m]	6.2	8.0	8.0	7.8	7.7	7.6	7.3



- [] Ranking at each section and finish
- .-.- No data available at this section
- NA No data available



Horse/Jockey Name	No Better Time
Final Rank	7
Fastest Section Time (Section)	0:10.51 (1200m)
Top Speed [km/h] (Section)	69.5 (1200m)
Race State	Finished

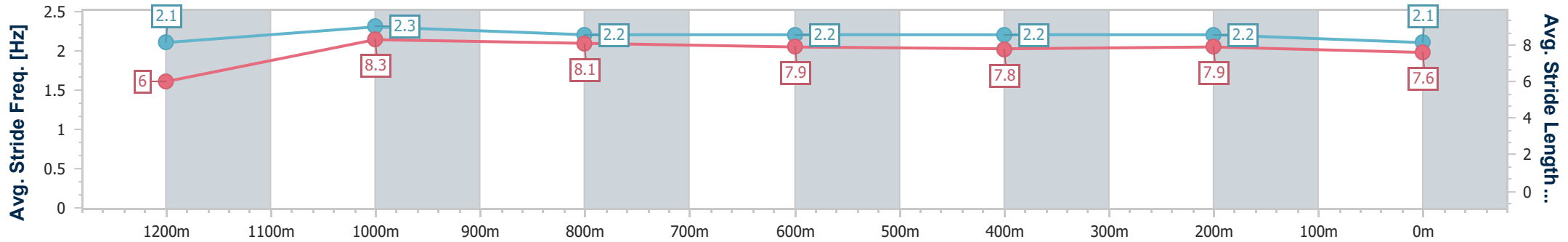
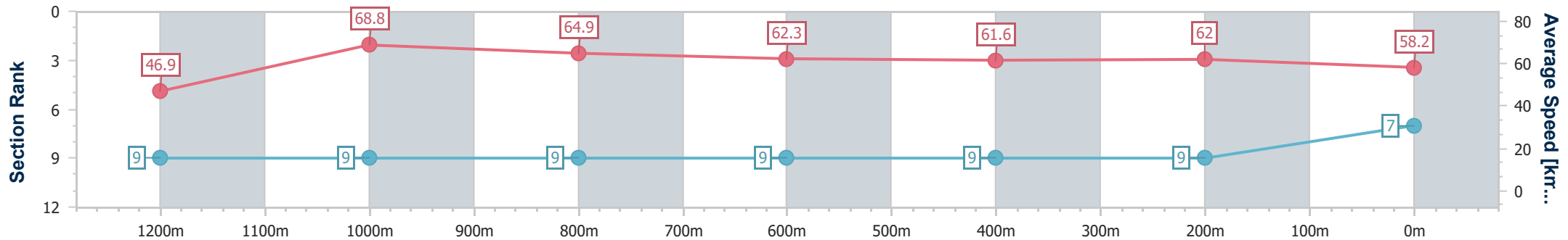


Doomben QLD Professional
Race 4: CASCADE QTIS Three-Year-Old BENCHMARK 65
Handicap - 1350m
20 December 2023 - 14:58
Track Rating: Good 3, Weather: Fine, Rail Position: +9m Entire



BRISBANE
RACING CLUB

Section	Overall	1200m	1000m	800m	600m	400m	200m
Section Times	1:20.42 [7] (0:11.53)	1:08.89 [9] (0:10.51)	0:58.38 [9] (0:11.10)	0:47.28 [9] (0:11.56)	0:35.72 [9] (0:11.77)	0:23.95 [9] (0:11.57)	0:12.38 [9] (0:12.38)
Average Speed [km/h]	46.9	68.8	64.9	62.3	61.6	62.0	58.2
Top Speed [km/h]	67.3	69.5	67.7	65.2	62.0	63.0	60.6
Avg. Dist. to Rail [m]	2.7	0.5	0.6	1.0	1.3	1.1	2.4
Avg. Stride Freq. [Hz]	2.1	2.3	2.2	2.2	2.2	2.2	2.1
Avg. Stride Length [m]	6.0	8.3	8.1	7.9	7.8	7.9	7.6



- [] Ranking at each section and finish
- .-.- No data available at this section
- NA No data available



Horse/Jockey Name	She Mine
Final Rank	8
Fastest Section Time (Section)	0:10.52 (1200m)
Top Speed [km/h] (Section)	69.3 (1200m)
Race State	Finished



Doomben QLD Professional
Race 4: CASCADE QTIS Three-Year-Old BENCHMARK 65
Handicap - 1350m

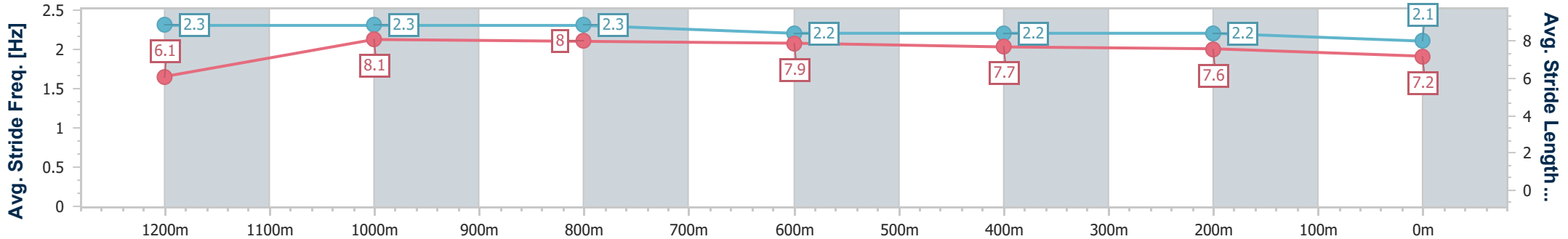
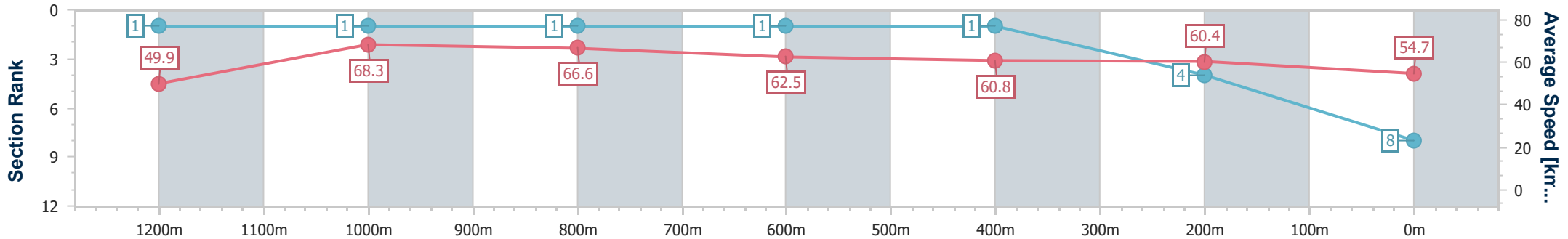
20 December 2023 - 14:58

Track Rating: Good 3, Weather: Fine, Rail Position: +9m Entire



BRISBANE
RACING CLUB

Section	Overall	1200m	1000m	800m	600m	400m	200m
Section Times	1:20.63 [8] (0:10.87)	1:09.76 [1] (0:10.52)	0:59.24 [1] (0:10.74)	0:48.50 [1] (0:11.53)	0:36.97 [1] (0:11.91)	0:25.06 [1] (0:11.91)	0:13.15 [4] (0:13.15)
Average Speed [km/h]	49.9	68.3	66.6	62.5	60.8	60.4	54.7
Top Speed [km/h]	69.0	69.3	68.0	64.4	61.3	61.7	58.2
Avg. Dist. to Rail [m]	2.5	0.8	1.6	0.8	1.2	0.7	2.3
Avg. Stride Freq. [Hz]	2.3	2.3	2.3	2.2	2.2	2.2	2.1
Avg. Stride Length [m]	6.1	8.1	8.0	7.9	7.7	7.6	7.2



- [] Ranking at each section and finish
- .-.-.- No data available at this section
- NA No data available



Horse/Jockey Name	Rubaahy
Final Rank	9
Fastest Section Time (Section)	0:10.39 (1200m)
Top Speed [km/h] (Section)	70.2 (1200m)
Race State	Finished

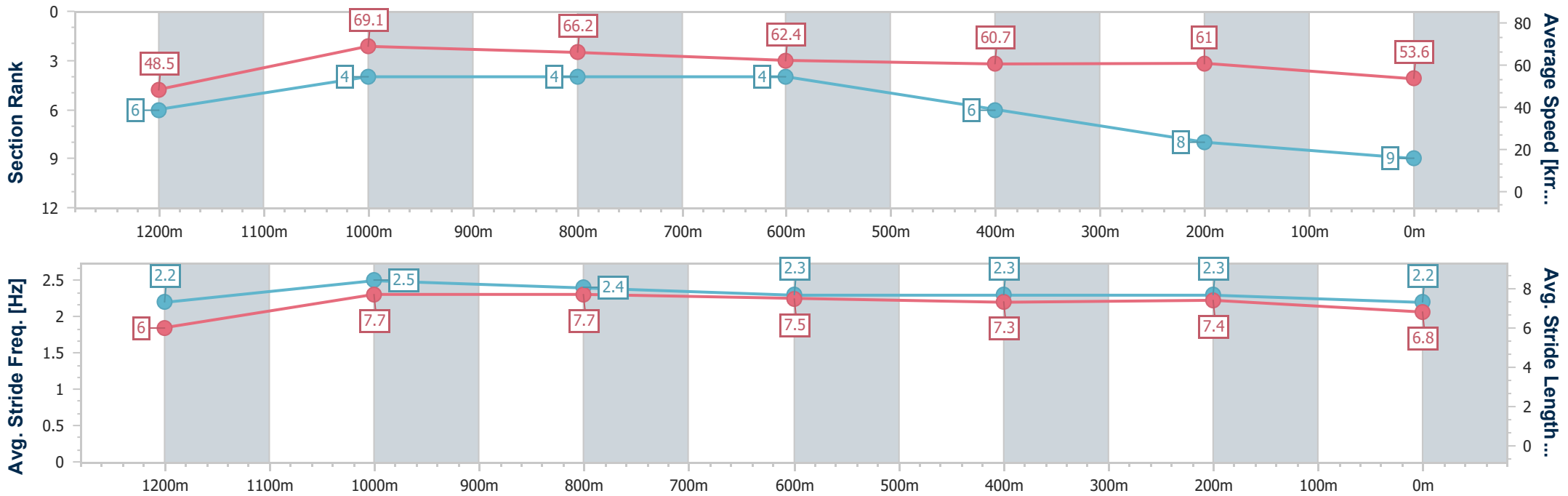


Doomben QLD Professional
Race 4: CASCADE QTIS Three-Year-Old BENCHMARK 65
Handicap - 1350m
20 December 2023 - 14:58
Track Rating: Good 3, Weather: Fine, Rail Position: +9m Entire



BRISBANE
RACING CLUB

Section	Overall	1200m	1000m	800m	600m	400m	200m
Section Times	1:21.33 [9] (0:11.22)	1:10.11 [6] (0:10.39)	0:59.72 [4] (0:10.95)	0:48.77 [4] (0:11.57)	0:37.20 [4] (0:11.95)	0:25.25 [6] (0:11.84)	0:13.41 [8] (0:13.41)
Average Speed [km/h]	48.5	69.1	66.2	62.4	60.7	61.0	53.6
Top Speed [km/h]	67.7	70.2	68.9	64.9	61.7	63.8	58.9
Avg. Dist. to Rail [m]	8.9	5.1	2.9	1.0	1.2	0.7	1.5
Avg. Stride Freq. [Hz]	2.2	2.5	2.4	2.3	2.3	2.3	2.2
Avg. Stride Length [m]	6.0	7.7	7.7	7.5	7.3	7.4	6.8



- [] Ranking at each section and finish
- .-.- No data available at this section
- NA No data available