



Doomben QLD Professional

Race 5: DIRTY WORK 1ST YEARLINGS SELLING 2024 @WIDDENSTUD BENCHMARK 65 Handicap (4YO ONLY QTIS BONUSES) - 2060m

20 December 2023 - 15:38



BRISBANE
RACING CLUB

Track Rating: Good 3, Weather: Fine, Rail Position: +9m Entire

Section		Overall	1800m	1600m	1400m	1200m	1000m	800m	Last 600m				
Field Times		2:08.15 (0:18.18)	1:49.97 (0:12.45)	1:37.52 (0:12.74)	1:24.78 (0:13.41)	1:11.37 (0:12.03)	0:59.34 (0:12.75)	0:46.59 (0:12.16)	0:34.43				
Rank	TAB Horse/Jockey	Barrier	Top Speed [km/h]	Fastest Section									Distance Travelled [m]
1	4 SIR LORD Elione Chaves	8	64.8 400m	0:11.24 400m	2:08.15 [1] (0:18.18)	1:49.97 [2] (0:12.53)	1:37.44 [2] (0:13.01)	1:24.43 [3] (0:13.11)	1:11.32 [2] (0:12.44)	0:58.88 [3] (0:12.45)	0:46.43 [4] (0:12.14)	0:34.29	
2	11 ARTFUL GIRL Marnu Potgieter	2	64.5 600m	0:11.26 600m	2:08.26 [2] (0:18.36)	1:49.90 [3] (0:12.50)	1:37.40 [3] (0:12.51)	1:24.89 [1] (0:13.41)	1:11.48 [1] (0:12.40)	0:59.08 [2] (0:12.50)	0:46.58 [2] (0:12.11)	0:34.47	-4
3	3 TWICE ON SUNDAY Jake Molloy	1	65.3 400m	0:11.25 400m	2:08.61 [3] (0:18.18)	1:50.43 [1] (0:12.45)	1:37.98 [1] (0:12.96)	1:25.02 [2] (0:13.33)	1:11.69 [3] (0:12.46)	0:59.23 [4] (0:12.33)	0:46.90 [3] (0:12.23)	0:34.67	-6
4	2 COLLECTION POINT Bailey Wheeler	4	64.9 600m	0:11.28 600m	2:08.68 [4] (0:18.38)	1:50.30 [4] (0:12.53)	1:37.77 [4] (0:12.99)	1:24.78 [4] (0:13.09)	1:11.69 [4] (0:11.82)	0:59.87 [1] (0:12.75)	0:47.12 [1] (0:12.16)	0:34.96	-7
5	8 BIG TICKET BOY Georgina Cartwright	3	66.3 400m	0:11.09 400m	2:08.69 [5] (0:18.54)	1:50.15 [6] (0:12.86)	1:37.29 [7] (0:13.02)	1:24.27 [7] (0:13.08)	1:11.19 [7] (0:12.49)	0:58.70 [7] (0:12.19)	0:46.51 [8] (0:12.20)	0:34.31	-2
6	5 CONTRERAS Jag Guthmann-Chester	6	64.9 400m	0:11.26 400m	2:08.78 [6] (0:18.72)	1:50.06 [8] (0:12.57)	1:37.49 [6] (0:13.05)	1:24.44 [6] (0:13.02)	1:11.42 [6] (0:12.43)	0:58.99 [6] (0:12.27)	0:46.72 [6] (0:12.26)	0:34.46	-11
7	7 NITROGLYCERINE Ben Thompson	5	65.8 400m	0:11.11 400m	2:08.90 [7] (0:18.72)	1:50.18 [7] (0:12.85)	1:37.33 [8] (0:13.10)	1:24.23 [8] (0:12.91)	1:11.32 [8] (0:12.47)	0:58.85 [8] (0:12.11)	0:46.74 [7] (0:12.35)	0:34.39	+4
8	6 HOUSTON ROCKET Kyle Wilson-Taylor	11	64.9 400m	0:11.41 400m	2:09.46 [8] (0:18.42)	1:51.04 [5] (0:12.60)	1:38.44 [5] (0:13.05)	1:25.39 [5] (0:13.24)	1:12.15 [5] (0:12.28)	0:59.87 [5] (0:12.35)	0:47.52 [5] (0:12.09)	0:35.43	+1

Scratched: Old Song (#10), Tea Leaves (#1), Mana Combat (#9)

[] Ranking at each section and finish
 -:-:- No data available at this section
 NA No data available

SCN Saddle cloth number
 DNF Did not finish
 DNT Did not track



Doomben QLD Professional

Race 5: DIRTY WORK 1ST YEARLINGS SELLING 2024 @WIDDENSTUD BENCHMARK 65 Handicap (4YO ONLY QTIS BONUSES) - 2060m

20 December 2023 - 15:38



BRISBANE
RACING CLUB

Track Rating: Good 3, Weather: Fine, Rail Position: +9m Entire

Section							600m	400m	200m			Last 600m
Field Times							0:34.43 (0:11.28)	0:23.15 (0:11.50)	0:11.65 (0:11.65)			0:34.43
Rank	TAB	Horse/Jockey	Barrier	Top Speed [km/h]	Fastest Section				Margin			Distance Travelled [m]
1	4	SIR LORD Elione Chaves	8	64.8	0:11.24	0:34.29 [3]	0:22.89 [3]	0:11.65 [1]	2:08.15			0:34.29
				400m	400m	(0:11.40)	(0:11.24)	(0:11.65)				
2	11	ARTFUL GIRL Marnu Potgieter	2	64.5	0:11.26	0:34.47 [2]	0:23.21 [2]	0:11.75 [2]	0.65L			0:34.47
				600m	600m	(0:11.26)	(0:11.46)	(0:11.75)				-4
3	3	TWICE ON SUNDAY Jake Molloy	1	65.3	0:11.25	0:34.67 [4]	0:23.17 [4]	0:11.92 [4]	2.73L			0:34.67
				400m	400m	(0:11.50)	(0:11.25)	(0:11.92)				-6
4	2	COLLECTION POINT Bailey Wheeler	4	64.9	0:11.28	0:34.96 [1]	0:23.68 [1]	0:12.17 [3]	3.15L			0:34.96
				600m	600m	(0:11.28)	(0:11.51)	(0:12.17)				-7
5	8	BIG TICKET BOY Georgina Cartwright	3	66.3	0:11.09	0:34.31 [7]	0:22.90 [7]	0:11.81 [5]	3.21L			0:34.31
				400m	400m	(0:11.41)	(0:11.09)	(0:11.81)				-2
6	5	CONTRERAS Jag Guthmann-Chester	6	64.9	0:11.26	0:34.46 [6]	0:23.02 [6]	0:11.76 [8]	3.72L			0:34.46
				400m	400m	(0:11.44)	(0:11.26)	(0:11.76)				-11
7	7	NITROGLYCERINE Ben Thompson	5	65.8	0:11.11	0:34.39 [8]	0:23.00 [8]	0:11.89 [7]	4.4L			0:34.39
				400m	400m	(0:11.39)	(0:11.11)	(0:11.89)				+4
8	6	HOUSTON ROCKET Kyle Wilson-Taylor	11	64.9	0:11.41	0:35.43 [5]	0:23.94 [5]	0:12.53 [6]	7.71L			0:35.43
				400m	400m	(0:11.49)	(0:11.41)	(0:12.53)				+1

Scratched: Old Song (#10), Tea Leaves (#1), Mana Combat (#9)

[] Ranking at each section and finish
 -:-:- No data available at this section
 NA No data available

SCN Saddle cloth number
 DNF Did not finish
 DNT Did not track



Horse/Jockey Name	Sir Lord
Final Rank	1
Fastest Section Time (Section)	0:11.24 (400m)
Top Speed [km/h] (Section)	64.8 (400m)
Race State	Finished

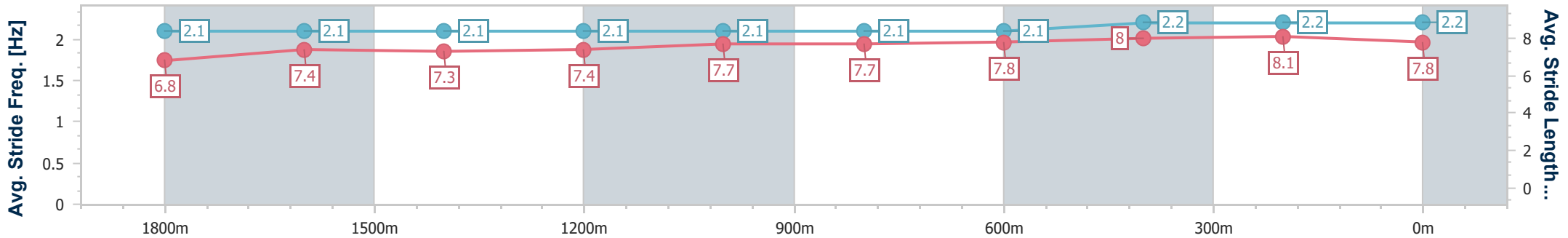
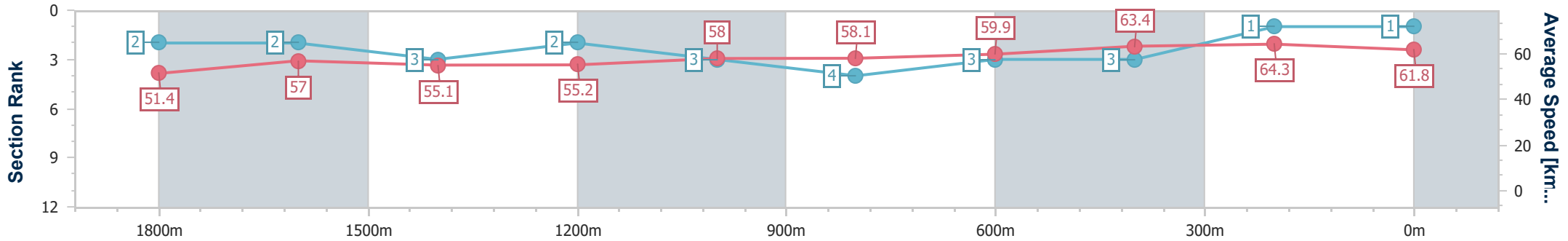


Doomben QLD Professional
Race 5: DIRTY WORK 1ST YEARLINGS SELLING 2024
@WIDDENSTUD BENCHMARK 65 Handicap (4YO ONLY QTIS
BONUSES) - 2060m
20 December 2023 - 15:38
Track Rating: Good 3, Weather: Fine, Rail Position: +9m Entire



BRISBANE
RACING CLUB

Section	Overall	1800m	1600m	1400m	1200m	1000m	800m	600m	400m	200m
Section Times	2:08.15 [1] (0:18.18)	1:49.97 [2] (0:12.53)	1:37.44 [2] (0:13.01)	1:24.43 [3] (0:13.11)	1:11.32 [2] (0:12.44)	0:58.88 [3] (0:12.45)	0:46.43 [4] (0:12.14)	0:34.29 [3] (0:11.40)	0:22.89 [3] (0:11.24)	0:11.65 [1] (0:11.65)
Average Speed [km/h]	51.4	57.0	55.1	55.2	58.0	58.1	59.9	63.4	64.3	61.8
Top Speed [km/h]	60.7	60.2	56.3	56.6	60.8	60.9	62.9	64.2	64.8	64.1
Avg. Dist. to Rail [m]	3.0	1.3	1.0	1.0	1.0	1.7	1.5	0.8	3.4	3.3
Avg. Stride Freq. [Hz]	2.1	2.1	2.1	2.1	2.1	2.1	2.1	2.2	2.2	2.2
Avg. Stride Length [m]	6.8	7.4	7.3	7.4	7.7	7.7	7.8	8.0	8.1	7.8



- [] Ranking at each section and finish
- .-.- No data available at this section
- NA No data available



Horse/Jockey Name	Artful Girl
Final Rank	2
Fastest Section Time (Section)	0:11.26 (600m)
Top Speed [km/h] (Section)	64.5 (600m)
Race State	Finished

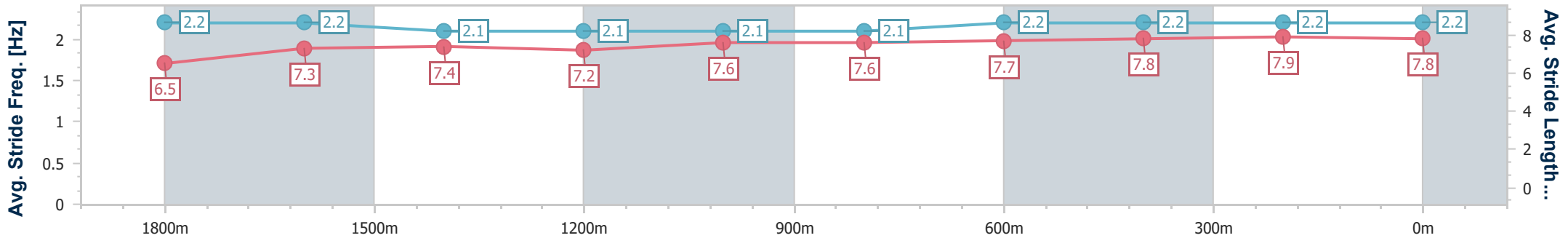
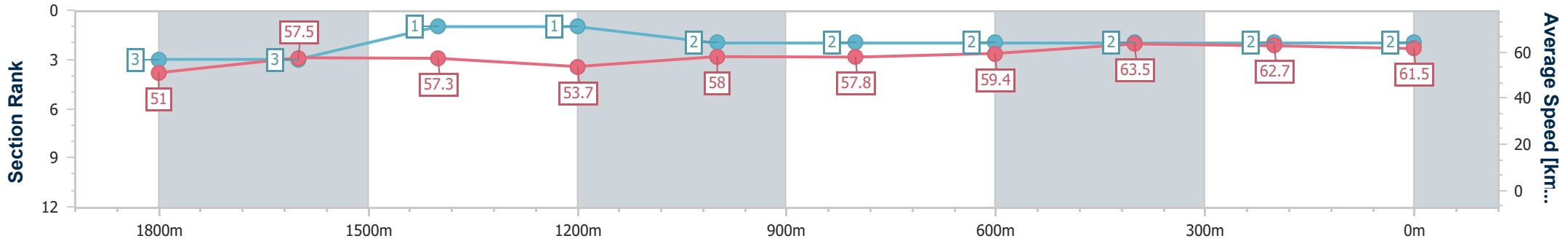


Doomben QLD Professional
Race 5: DIRTY WORK 1ST YEARLINGS SELLING 2024
@WIDDENSTUD BENCHMARK 65 Handicap (4YO ONLY QTIS
BONUSES) - 2060m
20 December 2023 - 15:38
Track Rating: Good 3, Weather: Fine, Rail Position: +9m Entire



BRISBANE
RACING CLUB

Section	Overall	1800m	1600m	1400m	1200m	1000m	800m	600m	400m	200m
Section Times	2:08.26 [2] (0:18.36)	1:49.90 [3] (0:12.50)	1:37.40 [3] (0:12.51)	1:24.89 [1] (0:13.41)	1:11.48 [1] (0:12.40)	0:59.08 [2] (0:12.50)	0:46.58 [2] (0:12.11)	0:34.47 [2] (0:11.26)	0:23.21 [2] (0:11.46)	0:11.75 [2] (0:11.75)
Average Speed [km/h]	51.0	57.5	57.3	53.7	58.0	57.8	59.4	63.5	62.7	61.5
Top Speed [km/h]	61.3	58.2	58.9	57.8	61.4	61.5	63.3	64.5	63.8	63.3
Avg. Dist. to Rail [m]	0.7	0.5	0.9	0.6	0.2	0.8	0.5	0.8	1.7	2.4
Avg. Stride Freq. [Hz]	2.2	2.2	2.1	2.1	2.1	2.1	2.2	2.2	2.2	2.2
Avg. Stride Length [m]	6.5	7.3	7.4	7.2	7.6	7.6	7.7	7.8	7.9	7.8



- [] Ranking at each section and finish
- .-.- No data available at this section
- NA No data available



Horse/Jockey Name	Twice On Sunday
Final Rank	3
Fastest Section Time (Section)	0:11.25 (400m)
Top Speed [km/h] (Section)	65.3 (400m)
Race State	Finished

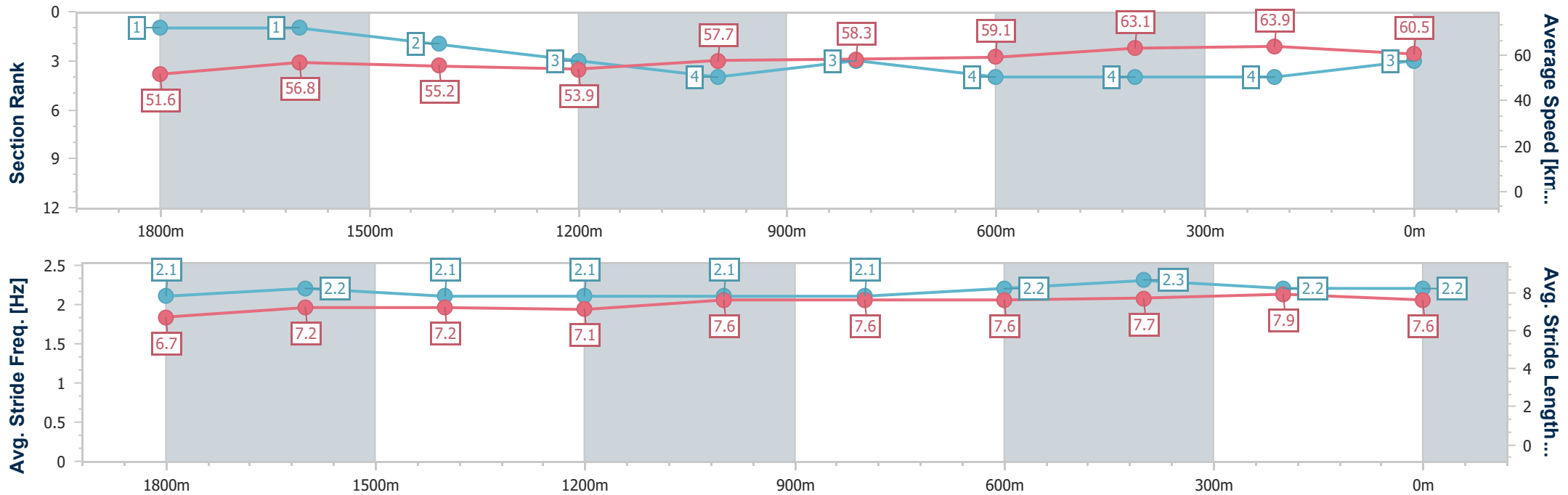


Doomben QLD Professional
Race 5: DIRTY WORK 1ST YEARLINGS SELLING 2024
@WIDDENSTUD BENCHMARK 65 Handicap (4YO ONLY QTIS
BONUSES) - 2060m
20 December 2023 - 15:38
Track Rating: Good 3, Weather: Fine, Rail Position: +9m Entire



BRISBANE
RACING CLUB

Section	Overall	1800m	1600m	1400m	1200m	1000m	800m	600m	400m	200m
Section Times	2:08.61 [3] (0:18.18)	1:50.43 [1] (0:12.45)	1:37.98 [1] (0:12.96)	1:25.02 [2] (0:13.33)	1:11.69 [3] (0:12.46)	0:59.23 [4] (0:12.33)	0:46.90 [3] (0:12.23)	0:34.67 [4] (0:11.50)	0:23.17 [4] (0:11.25)	0:11.92 [4] (0:11.92)
Average Speed [km/h]	51.6	56.8	55.2	53.9	57.7	58.3	59.1	63.1	63.9	60.5
Top Speed [km/h]	61.8	61.3	57.0	57.0	60.9	61.4	63.0	63.6	65.3	63.2
Avg. Dist. to Rail [m]	1.7	2.6	1.5	0.5	0.7	1.0	1.5	1.6	0.7	1.0
Avg. Stride Freq. [Hz]	2.1	2.2	2.1	2.1	2.1	2.1	2.2	2.3	2.2	2.2
Avg. Stride Length [m]	6.7	7.2	7.2	7.1	7.6	7.6	7.6	7.7	7.9	7.6



- [] Ranking at each section and finish
- .-.- No data available at this section
- NA No data available



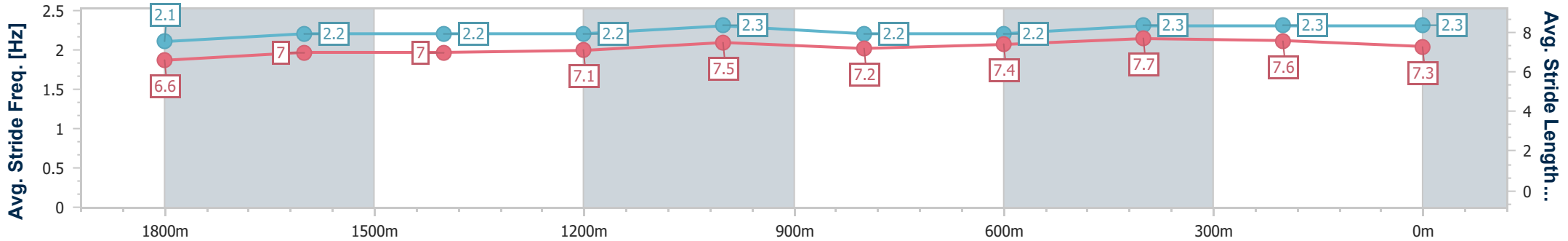
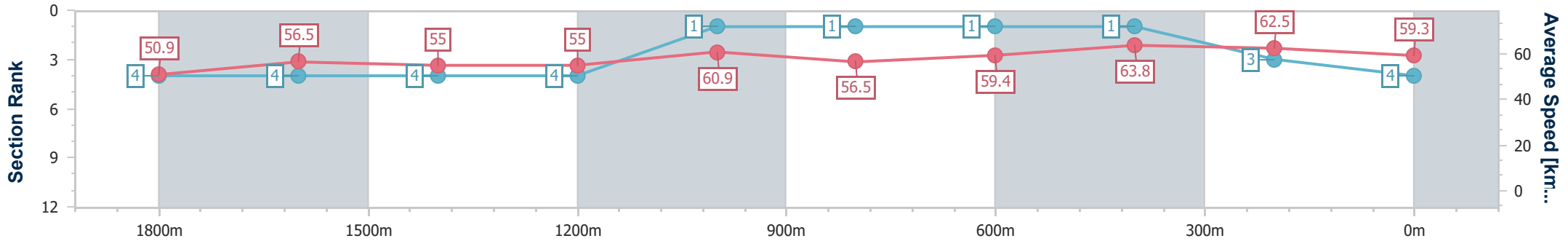
Horse/Jockey Name	Collection Point
Final Rank	4
Fastest Section Time (Section)	0:11.28 (600m)
Top Speed [km/h] (Section)	64.9 (600m)
Race State	Finished



Doomben QLD Professional
Race 5: DIRTY WORK 1ST YEARLINGS SELLING 2024
@WIDDENSTUD BENCHMARK 65 Handicap (4YO ONLY QTIS
BONUSES) - 2060m
20 December 2023 - 15:38
Track Rating: Good 3, Weather: Fine, Rail Position: +9m Entire



Section	Overall	1800m	1600m	1400m	1200m	1000m	800m	600m	400m	200m
Section Times	2:08.68 [4] (0:18.38)	1:50.30 [4] (0:12.53)	1:37.77 [4] (0:12.99)	1:24.78 [4] (0:13.09)	1:11.69 [4] (0:11.82)	0:59.87 [1] (0:12.75)	0:47.12 [1] (0:12.16)	0:34.96 [1] (0:11.28)	0:23.68 [1] (0:11.51)	0:12.17 [3] (0:12.17)
Average Speed [km/h]	50.9	56.5	55.0	55.0	60.9	56.5	59.4	63.8	62.5	59.3
Top Speed [km/h]	63.6	60.5	57.8	58.5	62.1	58.9	63.3	64.9	63.9	61.3
Avg. Dist. to Rail [m]	2.1	2.3	2.5	1.2	1.0	0.1	0.5	0.5	0.6	0.5
Avg. Stride Freq. [Hz]	2.1	2.2	2.2	2.2	2.3	2.2	2.2	2.3	2.3	2.3
Avg. Stride Length [m]	6.6	7.0	7.0	7.1	7.5	7.2	7.4	7.7	7.6	7.3



- [] Ranking at each section and finish
- .-.- No data available at this section
- NA No data available



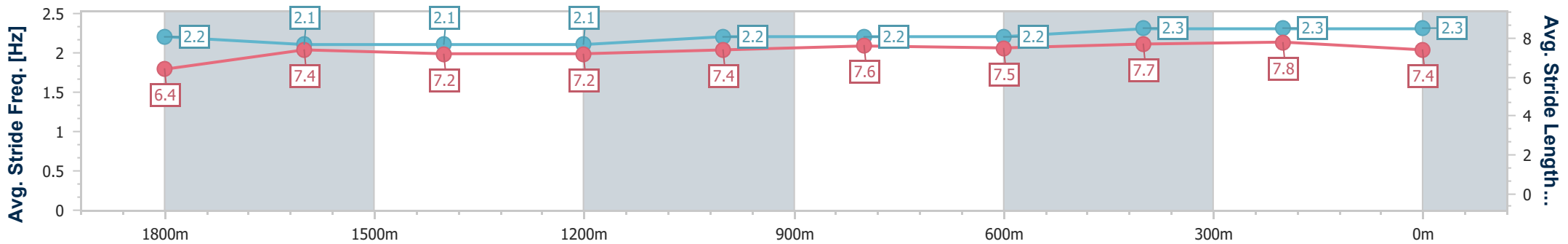
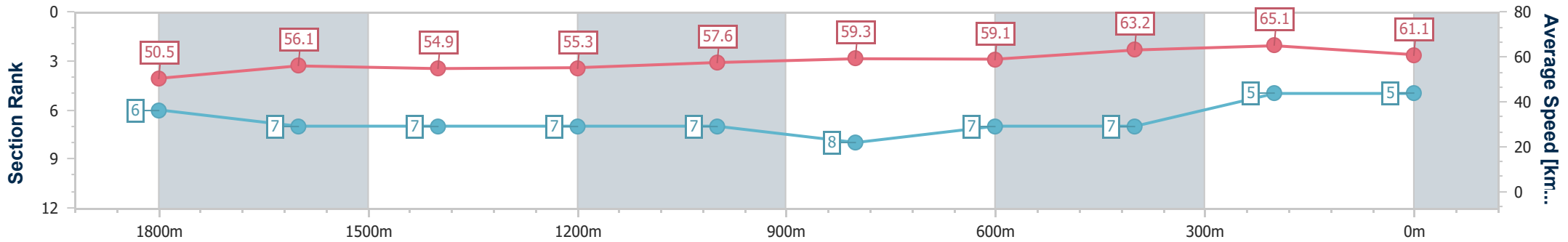
Horse/Jockey Name	Big Ticket Boy
Final Rank	5
Fastest Section Time (Section)	0:11.09 (400m)
Top Speed [km/h] (Section)	66.3 (400m)
Race State	Finished



Doomben QLD Professional
Race 5: DIRTY WORK 1ST YEARLINGS SELLING 2024
@WIDDENSTUD BENCHMARK 65 Handicap (4YO ONLY QTIS
BONUSES) - 2060m
20 December 2023 - 15:38
Track Rating: Good 3, Weather: Fine, Rail Position: +9m Entire



Section	Overall	1800m	1600m	1400m	1200m	1000m	800m	600m	400m	200m
Section Times	2:08.69 [5] (0:18.54)	1:50.15 [6] (0:12.86)	1:37.29 [7] (0:13.02)	1:24.27 [7] (0:13.08)	1:11.19 [7] (0:12.49)	0:58.70 [7] (0:12.19)	0:46.51 [8] (0:12.20)	0:34.31 [7] (0:11.41)	0:22.90 [7] (0:11.09)	0:11.81 [5] (0:11.81)
Average Speed [km/h]	50.5	56.1	54.9	55.3	57.6	59.3	59.1	63.2	65.1	61.1
Top Speed [km/h]	61.3	58.8	57.0	57.2	60.9	61.6	63.9	64.4	66.3	63.8
Avg. Dist. to Rail [m]	1.9	1.2	1.6	0.8	1.1	1.2	0.9	0.3	2.2	3.6
Avg. Stride Freq. [Hz]	2.2	2.1	2.1	2.1	2.2	2.2	2.2	2.3	2.3	2.3
Avg. Stride Length [m]	6.4	7.4	7.2	7.2	7.4	7.6	7.5	7.7	7.8	7.4



- [] Ranking at each section and finish
- .-.- No data available at this section
- NA No data available



Horse/Jockey Name	Contreras
Final Rank	6
Fastest Section Time (Section)	0:11.26 (400m)
Top Speed [km/h] (Section)	64.9 (400m)
Race State	Finished

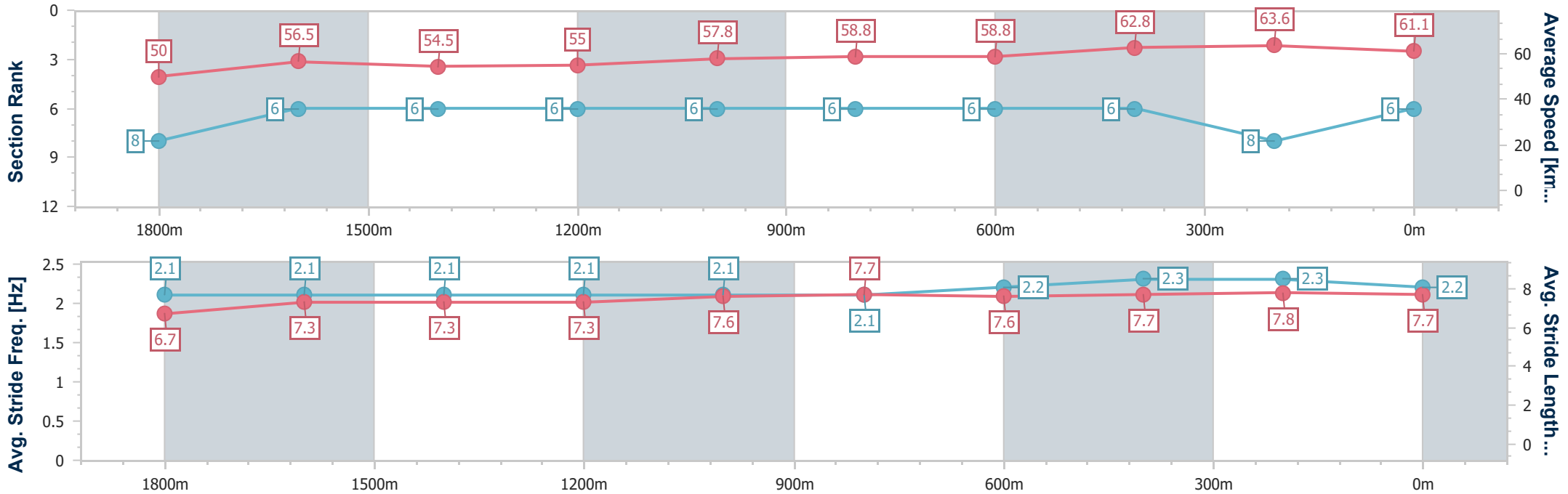


Doomben QLD Professional
Race 5: DIRTY WORK 1ST YEARLINGS SELLING 2024
@WIDDENSTUD BENCHMARK 65 Handicap (4YO ONLY QTIS
BONUSES) - 2060m
20 December 2023 - 15:38
Track Rating: Good 3, Weather: Fine, Rail Position: +9m Entire



BRISBANE
RACING CLUB

Section	Overall	1800m	1600m	1400m	1200m	1000m	800m	600m	400m	200m
Section Times	2:08.78 [6] (0:18.72)	1:50.06 [8] (0:12.57)	1:37.49 [6] (0:13.05)	1:24.44 [6] (0:13.02)	1:11.42 [6] (0:12.43)	0:58.99 [6] (0:12.27)	0:46.72 [6] (0:12.26)	0:34.46 [6] (0:11.44)	0:23.02 [6] (0:11.26)	0:11.76 [8] (0:11.76)
Average Speed [km/h]	50.0	56.5	54.5	55.0	57.8	58.8	58.8	62.8	63.6	61.1
Top Speed [km/h]	62.6	60.2	57.4	57.3	60.4	61.2	62.8	63.4	64.9	63.9
Avg. Dist. to Rail [m]	3.1	2.2	2.8	1.2	0.1	0.2	0.2	0.8	1.4	0.9
Avg. Stride Freq. [Hz]	2.1	2.1	2.1	2.1	2.1	2.1	2.2	2.3	2.3	2.2
Avg. Stride Length [m]	6.7	7.3	7.3	7.3	7.6	7.7	7.6	7.7	7.8	7.7



- [] Ranking at each section and finish
- .-.- No data available at this section
- NA No data available



Horse/Jockey Name	Nitroglycerine
Final Rank	7
Fastest Section Time (Section)	0:11.11 (400m)
Top Speed [km/h] (Section)	65.8 (400m)
Race State	Finished

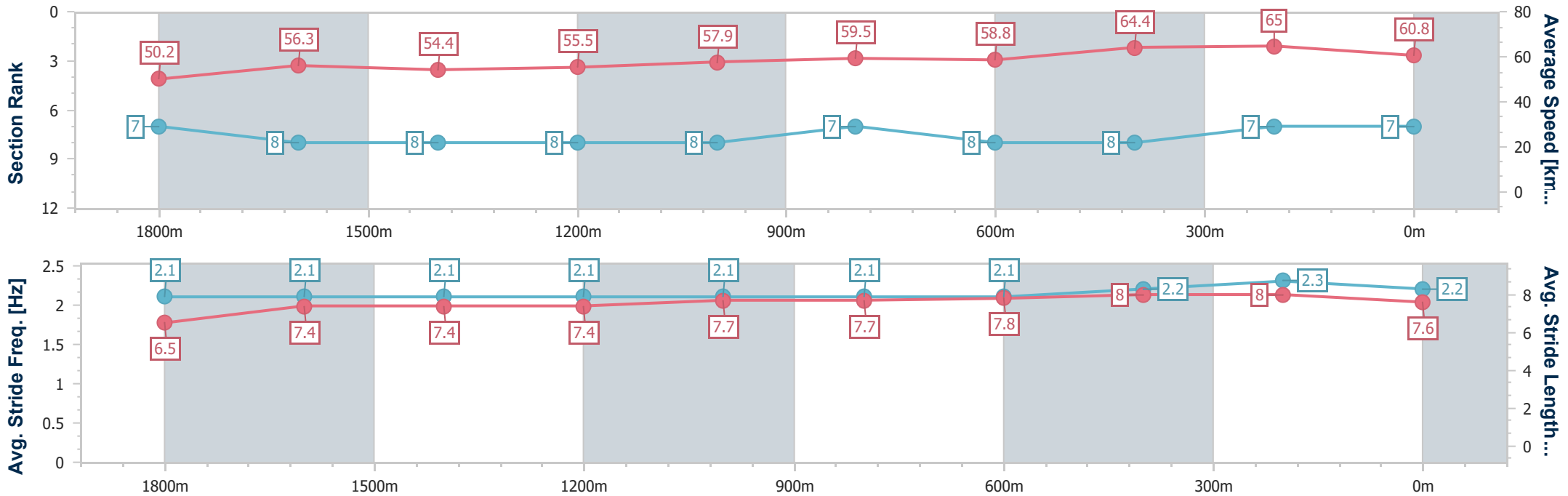


Doomben QLD Professional
Race 5: DIRTY WORK 1ST YEARLINGS SELLING 2024
@WIDDENSTUD BENCHMARK 65 Handicap (4YO ONLY QTIS
BONUSES) - 2060m
20 December 2023 - 15:38
Track Rating: Good 3, Weather: Fine, Rail Position: +9m Entire



BRISBANE
RACING CLUB

Section	Overall	1800m	1600m	1400m	1200m	1000m	800m	600m	400m	200m			
Section Times	2:08.90 [7] (0:18.72)	1:50.18 [7] (0:12.85)	1:37.33 [8] (0:13.10)	1:24.23 [8] (0:12.91)	1:11.32 [8] (0:12.47)	0:58.85 [8] (0:12.11)	0:46.74 [7] (0:12.35)	0:34.39 [8] (0:11.39)	0:23.00 [8] (0:11.11)	0:11.89 [7] (0:11.89)			
Average Speed [km/h]	50.2	56.3	54.4	55.5	57.9	59.5	58.8	64.4	65.0	60.8			
Top Speed [km/h]	61.4	58.0	57.0	57.0	61.1	61.4	63.9	65.0	65.8	64.2			
Avg. Dist. to Rail [m]	3.3	1.6	2.0	1.0	1.6	0.8	2.0	3.1	4.3	7.8			
Avg. Stride Freq. [Hz]	2.1	2.1	2.1	2.1	2.1	2.1	2.1	2.2	2.3	2.2			
Avg. Stride Length [m]	6.5	7.4	7.4	7.4	7.7	7.7	7.8	8.0	8.0	7.6			



- [] Ranking at each section and finish
- .-.- No data available at this section
- NA No data available



Horse/Jockey Name	Houston Rocket
Final Rank	8
Fastest Section Time (Section)	0:11.41 (400m)
Top Speed [km/h] (Section)	64.9 (400m)
Race State	Finished

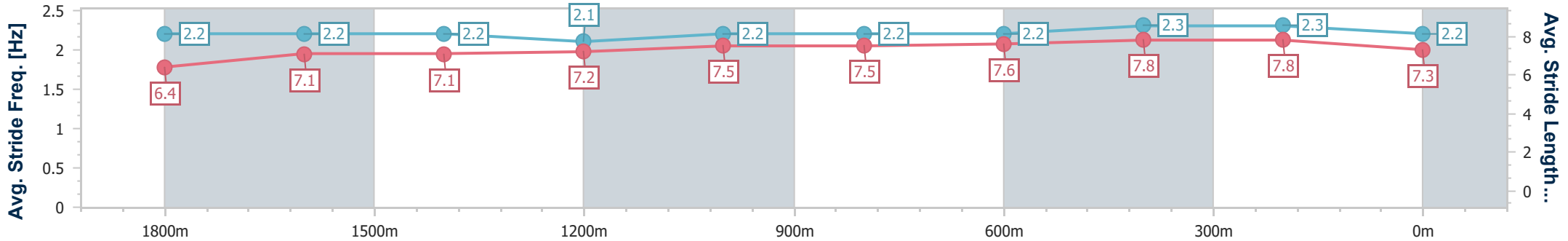
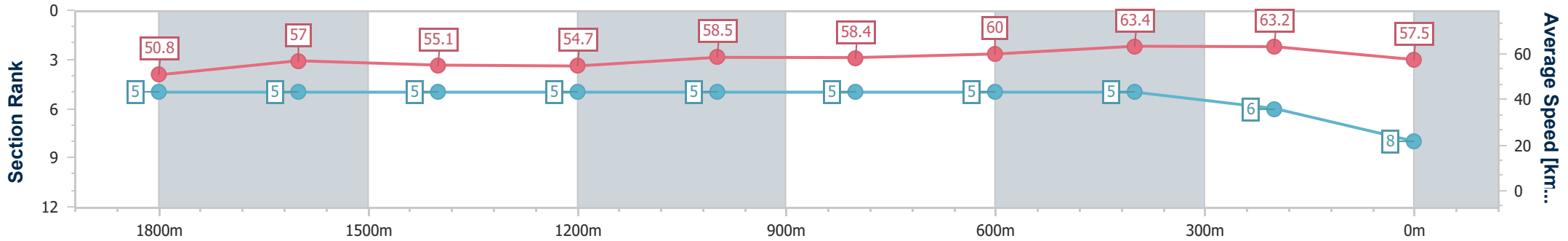


Doomben QLD Professional
Race 5: DIRTY WORK 1ST YEARLINGS SELLING 2024
@WIDDENSTUD BENCHMARK 65 Handicap (4YO ONLY QTIS
BONUSES) - 2060m
20 December 2023 - 15:38
Track Rating: Good 3, Weather: Fine, Rail Position: +9m Entire



BRISBANE
RACING CLUB

Section	Overall	1800m	1600m	1400m	1200m	1000m	800m	600m	400m	200m
Section Times	2:09.46 [8] (0:18.42)	1:51.04 [5] (0:12.60)	1:38.44 [5] (0:13.05)	1:25.39 [5] (0:13.24)	1:12.15 [5] (0:12.28)	0:59.87 [5] (0:12.35)	0:47.52 [5] (0:12.09)	0:35.43 [5] (0:11.49)	0:23.94 [5] (0:11.41)	0:12.53 [6] (0:12.53)
Average Speed [km/h]	50.8	57.0	55.1	54.7	58.5	58.4	60.0	63.4	63.2	57.5
Top Speed [km/h]	64.0	61.1	56.7	56.9	60.6	61.3	62.5	63.8	64.9	61.6
Avg. Dist. to Rail [m]	2.9	0.5	0.3	0.8	0.8	0.5	1.5	2.0	2.8	4.4
Avg. Stride Freq. [Hz]	2.2	2.2	2.2	2.1	2.2	2.2	2.2	2.3	2.3	2.2
Avg. Stride Length [m]	6.4	7.1	7.1	7.2	7.5	7.5	7.6	7.8	7.8	7.3



- [] Ranking at each section and finish
- .-.- No data available at this section
- NA No data available