



Aquis Park Gold Coast Poly QLD Professional

Race 1: TAB WE'RE ON Class 1 Handicap - 1050m

23 December 2023 - 13:04



Track Rating: Synthetic, Weather: Fine, Rail Position: True

Section		Field Times										Last 600m					
		Overall	1000m	800m	600m	400m	200m						0:34.51				
		1:02.32 (0:04.85)	0:57.47 (0:11.43)	0:46.04 (0:11.53)	0:34.51 (0:11.28)	0:23.23 (0:11.37)	0:11.86 (0:11.86)										
Rank	TAB	Horse/Jockey	Barrier	Top Speed [km/h]	Fastest Section											Margin	Distance Travelled [m]
1	2	WATERWORLD Michael Cahill	5	66.4 1000m	0:05.32 Overall	1:02.32 [1] (0:05.32)	0:57.00 [7] (0:11.55)	0:45.45 [7] (0:11.59)	0:33.86 [7] (0:11.14)	0:22.72 [6] (0:11.23)	0:11.49 [4] (0:11.49)	1:02.32	0:33.86				
2	5	YAMABUSHI Jasper Franklin	2	65.4 600m	0:04.85 Overall	1:02.47 [2] (0:04.85)	0:57.62 [1] (0:11.50)	0:46.12 [2] (0:11.46)	0:34.66 [1] (0:11.28)	0:23.38 [1] (0:11.37)	0:12.01 [1] (0:12.01)	0.8L	0:34.66	-3			
3	7	SUPER ART Micheal Hellyer	1	66.0 600m	0:05.04 Overall	1:02.60 [3] (0:05.04)	0:57.56 [3] (0:11.55)	0:46.01 [4] (0:11.47)	0:34.54 [4] (0:11.20)	0:23.34 [3] (0:11.45)	0:11.89 [2] (0:11.89)	1.3L	0:34.54	-1			
4	6	CONFIRM NOR DENY Casey Waddell	3	66.0 600m	0:04.87 Overall	1:03.00 [4] (0:04.87)	0:58.13 [2] (0:11.41)	0:46.72 [1] (0:11.53)	0:35.19 [2] (0:11.46)	0:23.73 [4] (0:11.53)	0:12.20 [3] (0:12.20)	3.6L	0:35.19	+1			
5	3	PRONTO VINCENTO Ryan Wiggins	4	65.8 600m	0:05.09 Overall	1:03.14 [5] (0:05.09)	0:58.05 [5] (0:11.64)	0:46.41 [5] (0:11.43)	0:34.98 [5] (0:11.26)	0:23.72 [5] (0:11.53)	0:12.19 [6] (0:12.19)	4.4L	0:34.98	+1			
6	4	ELKA ELEVEN Olivia Kendal	6	65.5 600m	0:05.05 Overall	1:03.65 [6] (0:05.05)	0:58.60 [4] (0:11.46)	0:47.14 [3] (0:11.37)	0:35.77 [3] (0:11.32)	0:24.45 [2] (0:11.72)	0:12.73 [5] (0:12.73)	7.2L	0:35.77	+5			
7	8	ZUMAIA Wanderson D'Avila	7	66.5 1000m	0:05.30 Overall	1:03.86 [7] (0:05.30)	0:58.56 [6] (0:11.47)	0:47.09 [6] (0:11.45)	0:35.64 [6] (0:11.52)	0:24.12 [7] (0:11.63)	0:12.49 [7] (0:12.49)	8.2L	0:35.64	+7			

Scratched: Kozani (#1)

[] Ranking at each section and finish
 -:-:- No data available at this section
 NA No data available

SCN Saddle cloth number
 DNF Did not finish
 DNT Did not track



Horse/Jockey Name	Waterworld
Final Rank	1
Fastest Section Time (Section)	0:05.32 (Overall)
Top Speed [km/h] (Section)	66.4 (1000m)
Race State	Finished



Aquis Park Gold Coast Poly QLD Professional

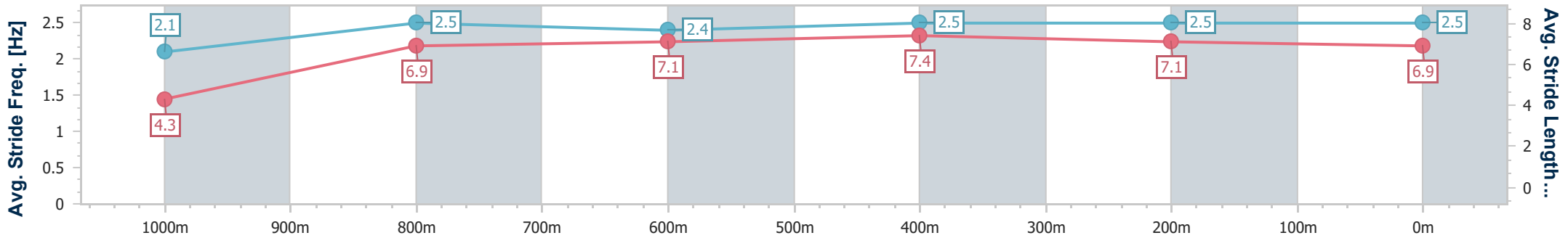
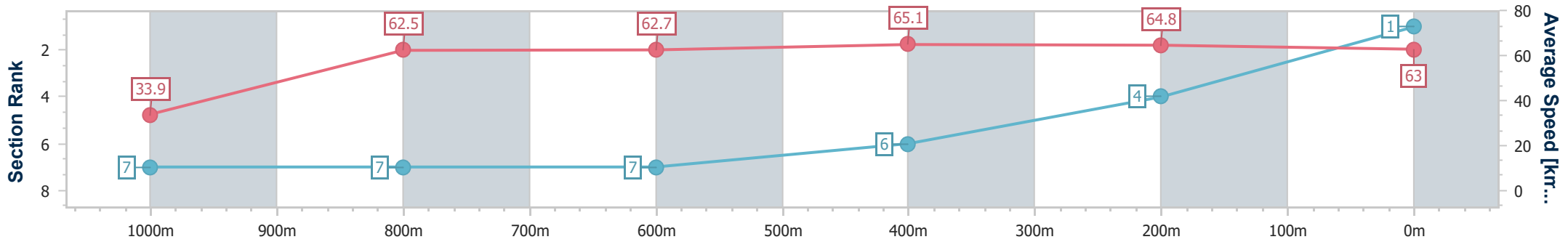
Race 1: TAB WE'RE ON Class 1 Handicap - 1050m

23 December 2023 - 13:04

Track Rating: Synthetic, Weather: Fine, Rail Position: True



Section	Overall	1000m	800m	600m	400m	200m
Section Times	1:02.32 [1] (0:05.32)	0:57.00 [7] (0:11.55)	0:45.45 [7] (0:11.59)	0:33.86 [7] (0:11.14)	0:22.72 [6] (0:11.23)	0:11.49 [4]
Average Speed [km/h]	33.9	62.5	62.7	65.1	64.8	63.0
Top Speed [km/h]	52.1	66.4	65.9	65.9	65.7	66.0
Avg. Dist. to Rail [m]	5.0	1.5	1.4	1.7	5.7	5.4
Avg. Stride Freq. [Hz]	2.1	2.5	2.4	2.5	2.5	2.5
Avg. Stride Length [m]	4.3	6.9	7.1	7.4	7.1	6.9



- [] Ranking at each section and finish
- .-.- No data available at this section
- NA No data available



Horse/Jockey Name	Yamabushi
Final Rank	2
Fastest Section Time (Section)	0:04.85 (Overall)
Top Speed [km/h] (Section)	65.4 (600m)
Race State	Finished



Aquis Park Gold Coast Poly QLD Professional

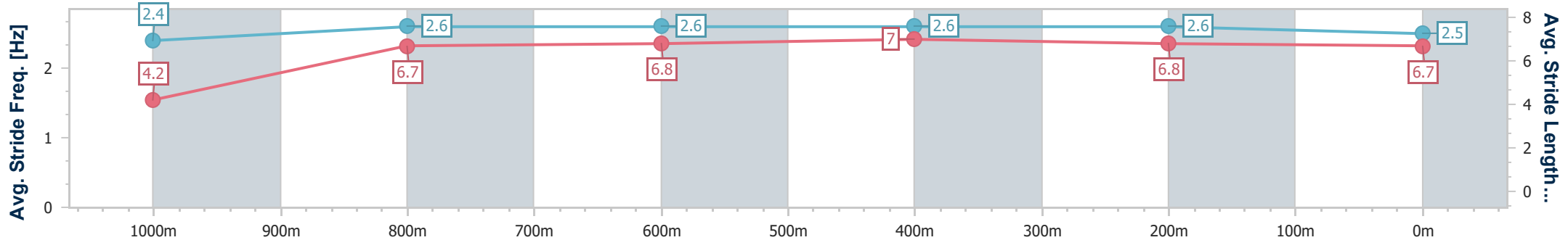
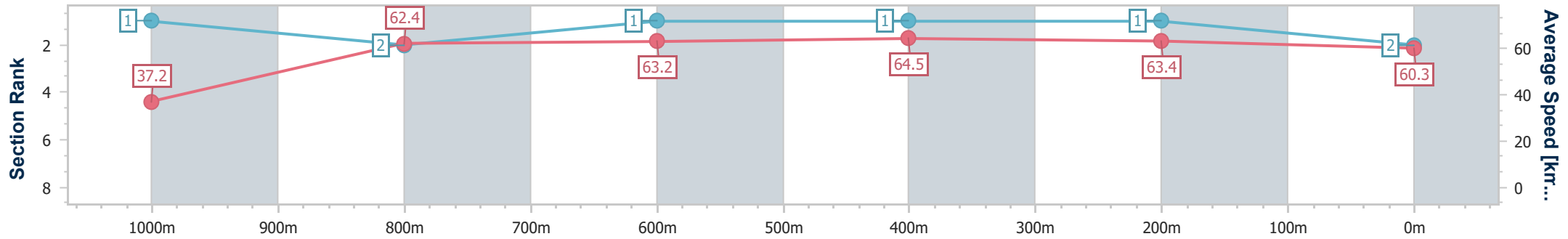
Race 1: TAB WE'RE ON Class 1 Handicap - 1050m

23 December 2023 - 13:04

Track Rating: Synthetic, Weather: Fine, Rail Position: True



Section	Overall	1000m	800m	600m	400m	200m
Section Times	1:02.47 [2] (0:04.85)	0:57.62 [1] (0:11.50)	0:46.12 [2] (0:11.46)	0:34.66 [1] (0:11.28)	0:23.38 [1] (0:11.37)	0:12.01 [1] (0:12.01)
Average Speed [km/h]	37.2	62.4	63.2	64.5	63.4	60.3
Top Speed [km/h]	56.7	63.8	64.1	65.4	64.8	62.4
Avg. Dist. to Rail [m]	0.7	1.0	1.1	2.2	1.1	2.5
Avg. Stride Freq. [Hz]	2.4	2.6	2.6	2.6	2.6	2.5
Avg. Stride Length [m]	4.2	6.7	6.8	7.0	6.8	6.7



- [] Ranking at each section and finish
- .-.- No data available at this section
- NA No data available



Horse/Jockey Name	Super Art
Final Rank	3
Fastest Section Time (Section)	0:05.04 (Overall)
Top Speed [km/h] (Section)	66.0 (600m)
Race State	Finished



Aquis Park Gold Coast Poly QLD Professional

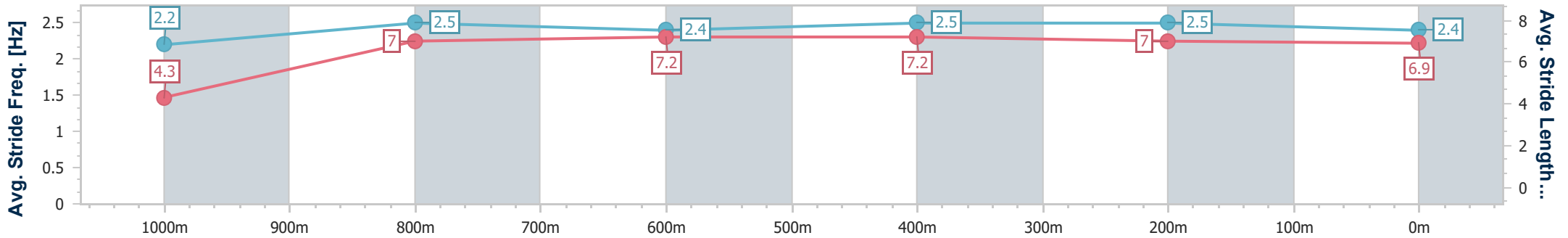
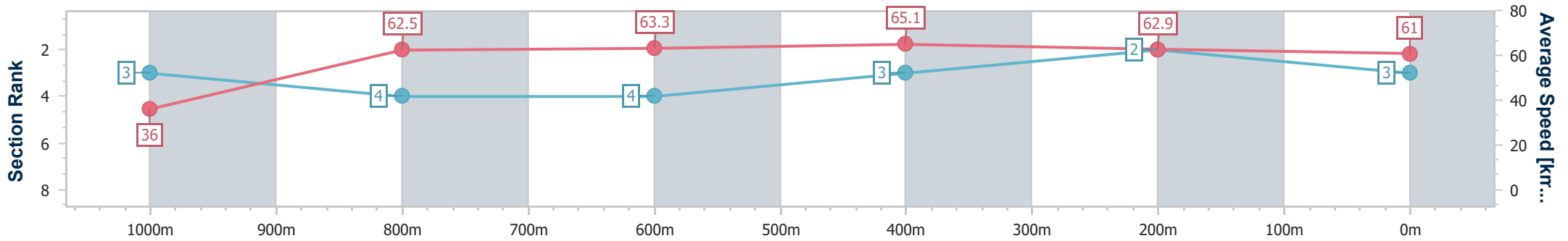
Race 1: TAB WE'RE ON Class 1 Handicap - 1050m

23 December 2023 - 13:04

Track Rating: Synthetic, Weather: Fine, Rail Position: True



Section	Overall	1000m	800m	600m	400m	200m
Section Times	1:02.60 [3] (0:05.04)	0:57.56 [3] (0:11.55)	0:46.01 [4] (0:11.47)	0:34.54 [4] (0:11.20)	0:23.34 [3] (0:11.45)	0:11.89 [2] (0:11.89)
Average Speed [km/h]	36.0	62.5	63.3	65.1	62.9	61.0
Top Speed [km/h]	55.2	64.3	64.3	66.0	64.2	63.8
Avg. Dist. to Rail [m]	0.5	0.5	2.2	2.7	1.0	1.5
Avg. Stride Freq. [Hz]	2.2	2.5	2.4	2.5	2.5	2.4
Avg. Stride Length [m]	4.3	7.0	7.2	7.2	7.0	6.9



- [] Ranking at each section and finish
- .-.- No data available at this section
- NA No data available



Horse/Jockey Name	Confirm Nor Deny
Final Rank	4
Fastest Section Time (Section)	0:04.87 (Overall)
Top Speed [km/h] (Section)	66.0 (600m)
Race State	Finished



Aquis Park Gold Coast Poly QLD Professional

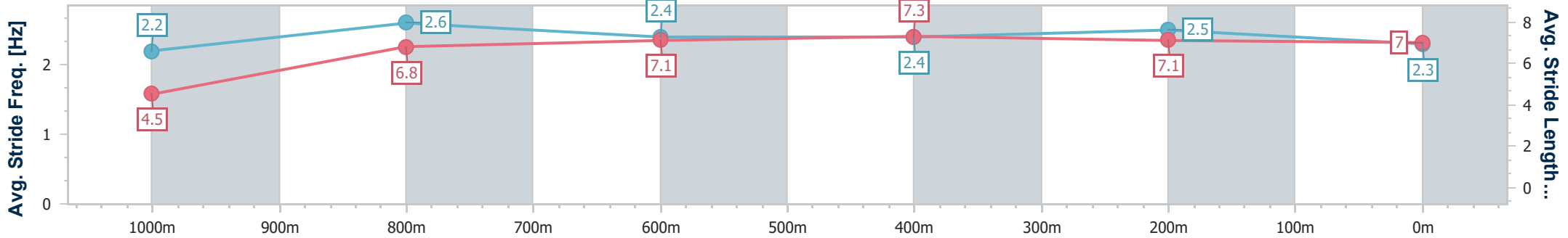
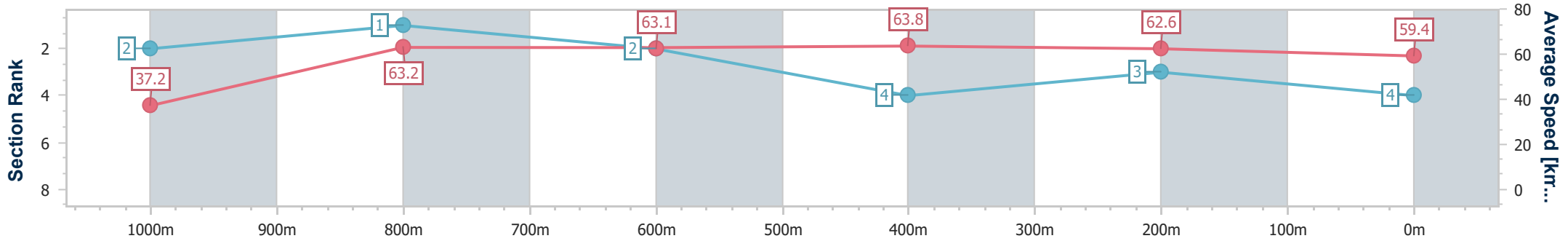
Race 1: TAB WE'RE ON Class 1 Handicap - 1050m

23 December 2023 - 13:04

Track Rating: Synthetic, Weather: Fine, Rail Position: True



Section	Overall	1000m	800m	600m	400m	200m
Section Times	1:03.00 [4] (0:04.87)	0:58.13 [2] (0:11.41)	0:46.72 [1] (0:11.53)	0:35.19 [2] (0:11.46)	0:23.73 [4] (0:11.53)	0:12.20 [3] (0:12.20)
Average Speed [km/h]	37.2	63.2	63.1	63.8	62.6	59.4
Top Speed [km/h]	54.9	65.7	65.4	66.0	64.1	62.4
Avg. Dist. to Rail [m]	2.1	0.8	2.3	3.4	0.7	2.8
Avg. Stride Freq. [Hz]	2.2	2.6	2.4	2.4	2.5	2.3
Avg. Stride Length [m]	4.5	6.8	7.1	7.3	7.1	7.0



- [] Ranking at each section and finish
- .-.- No data available at this section
- NA No data available



Horse/Jockey Name	Pronto Vincenzo
Final Rank	5
Fastest Section Time (Section)	0:05.09 (Overall)
Top Speed [km/h] (Section)	65.8 (600m)
Race State	Finished



Aquis Park Gold Coast Poly QLD Professional

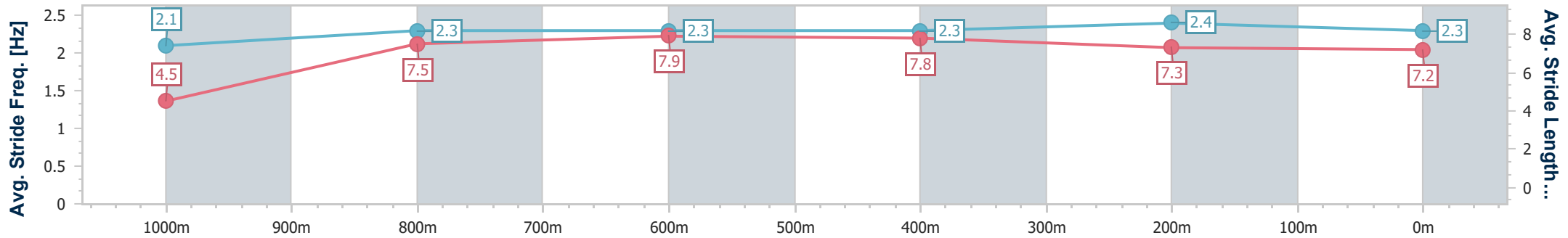
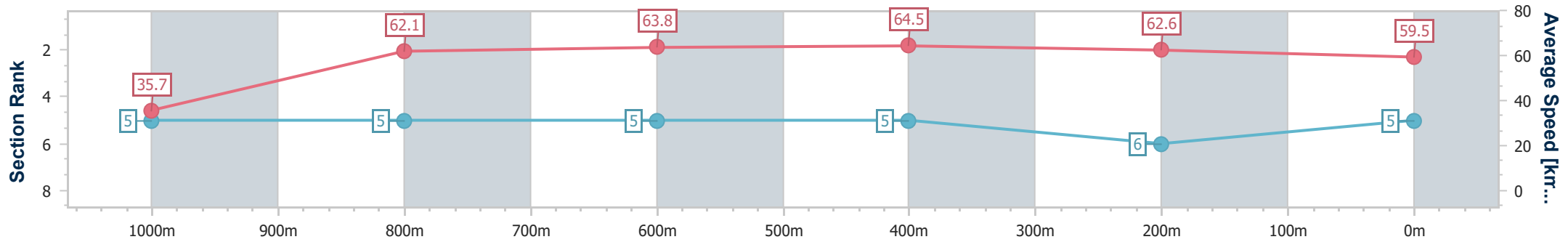
Race 1: TAB WE'RE ON Class 1 Handicap - 1050m

23 December 2023 - 13:04

Track Rating: Synthetic, Weather: Fine, Rail Position: True



Section	Overall	1000m	800m	600m	400m	200m
Section Times	1:03.14 [5] (0:05.09)	0:58.05 [5] (0:11.64)	0:46.41 [5] (0:11.43)	0:34.98 [5] (0:11.26)	0:23.72 [5] (0:11.53)	0:12.19 [6] (0:12.19)
Average Speed [km/h]	35.7	62.1	63.8	64.5	62.6	59.5
Top Speed [km/h]	54.8	64.4	64.5	65.8	63.1	62.3
Avg. Dist. to Rail [m]	5.1	2.9	2.1	2.3	2.4	4.5
Avg. Stride Freq. [Hz]	2.1	2.3	2.3	2.3	2.4	2.3
Avg. Stride Length [m]	4.5	7.5	7.9	7.8	7.3	7.2



- [] Ranking at each section and finish
- .-.- No data available at this section
- NA No data available



Horse/Jockey Name	Elka Eleven
Final Rank	6
Fastest Section Time (Section)	0:05.05 (Overall)
Top Speed [km/h] (Section)	65.5 (600m)
Race State	Finished



Aquis Park Gold Coast Poly QLD Professional

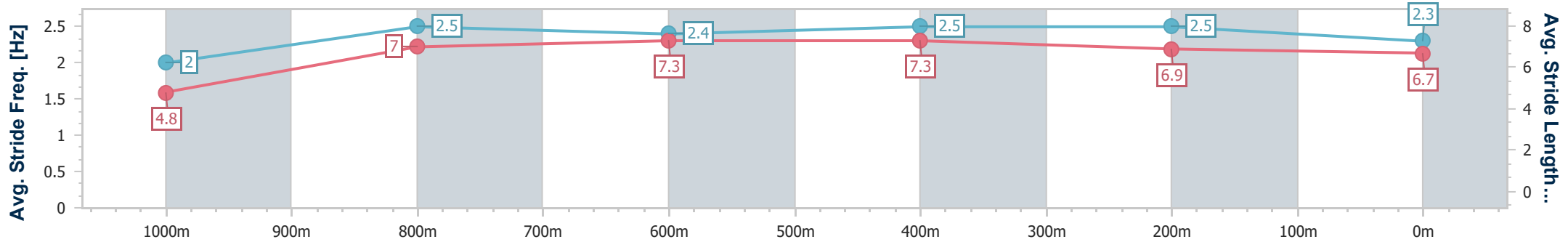
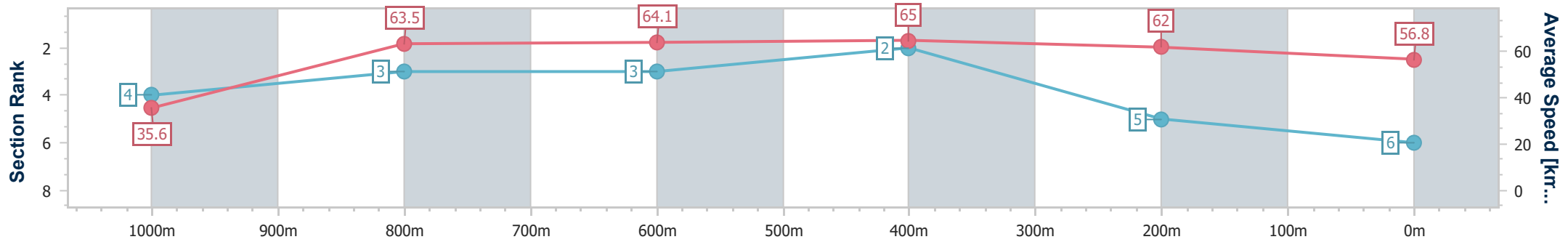
Race 1: TAB WE'RE ON Class 1 Handicap - 1050m

23 December 2023 - 13:04

Track Rating: Synthetic, Weather: Fine, Rail Position: True



Section	Overall	1000m	800m	600m	400m	200m
Section Times	1:03.65 [6] (0:05.05)	0:58.60 [4] (0:11.46)	0:47.14 [3] (0:11.37)	0:35.77 [3] (0:11.32)	0:24.45 [2] (0:11.72)	0:12.73 [5]
Average Speed [km/h]	35.6	63.5	64.1	65.0	62.0	56.8
Top Speed [km/h]	54.5	65.4	65.3	65.5	64.1	60.5
Avg. Dist. to Rail [m]	5.9	4.1	2.9	4.0	4.3	6.0
Avg. Stride Freq. [Hz]	2.0	2.5	2.4	2.5	2.5	2.3
Avg. Stride Length [m]	4.8	7.0	7.3	7.3	6.9	6.7



- [] Ranking at each section and finish
- .-.-.- No data available at this section
- NA No data available



Horse/Jockey Name	Zumaia
Final Rank	7
Fastest Section Time (Section)	0:05.30 (Overall)
Top Speed [km/h] (Section)	66.5 (1000m)
Race State	Finished



Aquis Park Gold Coast Poly QLD Professional

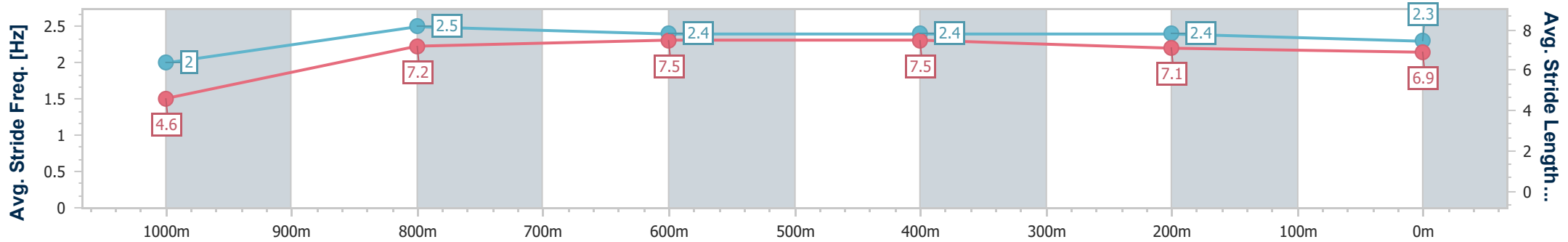
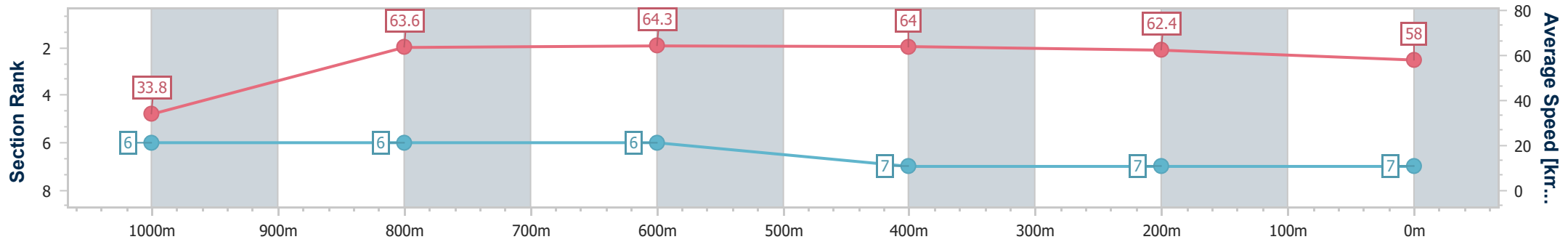
Race 1: TAB WE'RE ON Class 1 Handicap - 1050m

23 December 2023 - 13:04

Track Rating: Synthetic, Weather: Fine, Rail Position: True



Section	Overall	1000m	800m	600m	400m	200m
Section Times	1:03.86 [7] (0:05.30)	0:58.56 [6] (0:11.47)	0:47.09 [6] (0:11.45)	0:35.64 [6] (0:11.52)	0:24.12 [7] (0:11.63)	0:12.49 [7] (0:12.49)
Average Speed [km/h]	33.8	63.6	64.3	64.0	62.4	58.0
Top Speed [km/h]	54.1	66.5	66.0	64.5	63.5	61.5
Avg. Dist. to Rail [m]	7.2	3.9	4.5	4.6	4.8	6.2
Avg. Stride Freq. [Hz]	2.0	2.5	2.4	2.4	2.4	2.3
Avg. Stride Length [m]	4.6	7.2	7.5	7.5	7.1	6.9



- [] Ranking at each section and finish
- .-.- No data available at this section
- NA No data available