



# Aquis Park Gold Coast Poly QLD Professional

## Race 5: TAB FASTER VISION BENCHMARK 58 Handicap - 1200m



23 December 2023 - 15:29

Track Rating: Synthetic, Weather: Fine, Rail Position: True

Section												Last 600m		
Field Times												0:37.19		
					Overall	1000m	800m	600m	400m	200m				
					1:13.09 (0:13.60)	0:59.49 (0:10.84)	0:48.65 (0:11.46)	0:37.19 (0:11.79)	0:25.40 (0:12.41)	0:12.99 (0:12.99)				
Rank	TAB	Horse/Jockey	Barrier	Top Speed [km/h]	Fastest Section						Margin	Distance Travelled [m]		
1	1	<b>BAUHINIA ROCK</b> Jag Guthmann-Chester	2	68.3 1000m	0:10.81 1000m	1:13.09 [1] (0:13.64)	0:59.45 [3] (0:10.81)	0:48.64 [2] (0:11.45)	0:37.19 [1] (0:11.79)	0:25.40 [1] (0:12.41)	0:12.99 [1] (0:12.99)	1:13.09	0:37.19	
2	5	<b>BOARDIE</b> Casey Waddell	9	66.8 1000m	0:10.92 1000m	1:13.82 [2] (0:14.08)	0:59.74 [5] (0:10.92)	0:48.82 [5] (0:11.37)	0:37.45 [5] (0:11.88)	0:25.57 [6] (0:12.51)	0:13.06 [4] (0:13.06)	4.3L	0:37.45	+3
3	3	<b>TOKYO SINS</b> Olivia Kendal	3	67.4 1000m	0:11.03 1000m	1:13.87 [3] (0:13.69)	1:00.18 [4] (0:11.03)	0:49.15 [4] (0:11.44)	0:37.71 [3] (0:11.77)	0:25.94 [3] (0:12.51)	0:13.43 [2] (0:13.43)	4.5L	0:37.71	+1
4	9	<b>ROTHERO ESSGEE</b> Corey Bayliss	4	69.2 1000m	0:10.84 1000m	1:14.26 [4] (0:13.60)	1:00.66 [1] (0:10.84)	0:49.82 [1] (0:11.50)	0:38.32 [2] (0:11.86)	0:26.46 [2] (0:12.70)	0:13.76 [3] (0:13.76)	6.8L	0:38.32	+9
5	8	<b>FIVE STAR DECANTER</b> Rikki Jamieson	8	67.7 1000m	0:10.90 1000m	1:14.41 [5] (0:14.21)	1:00.20 [6] (0:10.90)	0:49.30 [6] (0:11.35)	0:37.95 [6] (0:11.84)	0:26.11 [7] (0:12.74)	0:13.37 [7] (0:13.37)	7.6L	0:37.95	+1
6	2	<b>MISSION TO WIN</b> Jasper Franklin	10	66.4 800m	0:11.05 1000m	1:14.45 [6] (0:14.30)	1:00.15 [7] (0:11.05)	0:49.10 [7] (0:11.12)	0:37.98 [7] (0:11.76)	0:26.22 [5] (0:12.70)	0:13.52 [5] (0:13.52)	7.8L	0:37.98	+7
7	10	<b>FAITHFUL MARYANNE</b> Montanna Savva	7	66.8 1000m	0:11.05 1000m	1:14.84 [7] (0:13.62)	1:01.22 [2] (0:11.05)	0:50.17 [3] (0:11.54)	0:38.63 [4] (0:11.87)	0:26.76 [4] (0:12.95)	0:13.81 [6] (0:13.81)	10.1L	0:38.63	+7

Scratched: Surcote (#4), In The Blink (#6), Tecoma Street (#7)



Horse/Jockey Name	Bauhinia Rock
Final Rank	1
Fastest Section Time (Section)	0:10.81 (1000m)
Top Speed [km/h] (Section)	68.3 (1000m)
Race State	Finished



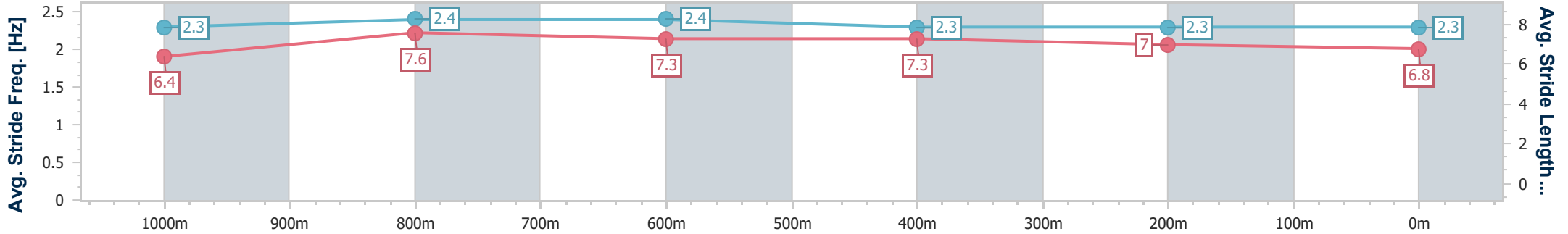
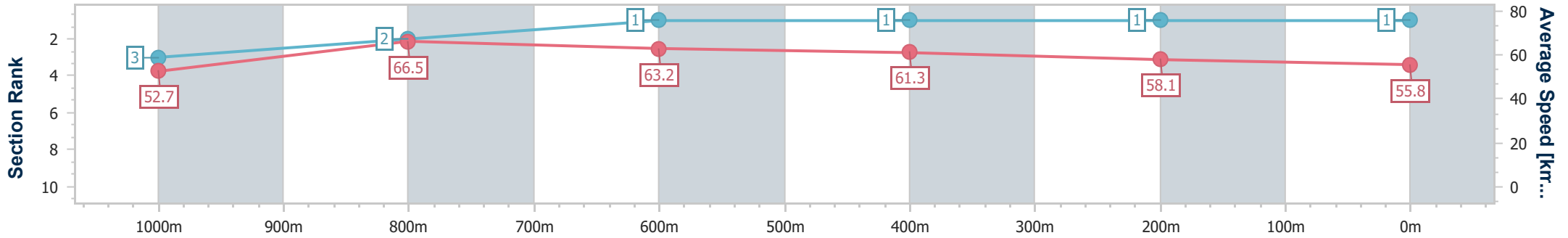
Aquis Park Gold Coast Poly QLD Professional  
Race 5: TAB FASTER VISION BENCHMARK 58 Handicap - 1200m



23 December 2023 - 15:29

Track Rating: Synthetic, Weather: Fine, Rail Position: True

Section	Overall	1000m	800m	600m	400m	200m
Section Times	1:13.09 [1] (0:13.64)	0:59.45 [3] (0:10.81)	0:48.64 [2] (0:11.45)	0:37.19 [1] (0:11.79)	0:25.40 [1] (0:12.41)	0:12.99 [1] (0:12.99)
Average Speed [km/h]	52.7	66.5	63.2	61.3	58.1	55.8
Top Speed [km/h]	66.9	68.3	64.8	63.7	60.0	57.1
Avg. Dist. to Rail [m]	0.7	0.3	0.9	0.5	1.7	4.7
Avg. Stride Freq. [Hz]	2.3	2.4	2.4	2.3	2.3	2.3
Avg. Stride Length [m]	6.4	7.6	7.3	7.3	7.0	6.8



- [ ] Ranking at each section and finish
- .-.- No data available at this section
- NA No data available



Horse/Jockey Name	Boardie
Final Rank	2
Fastest Section Time (Section)	0:10.92 (1000m)
Top Speed [km/h] (Section)	66.8 (1000m)
Race State	Finished



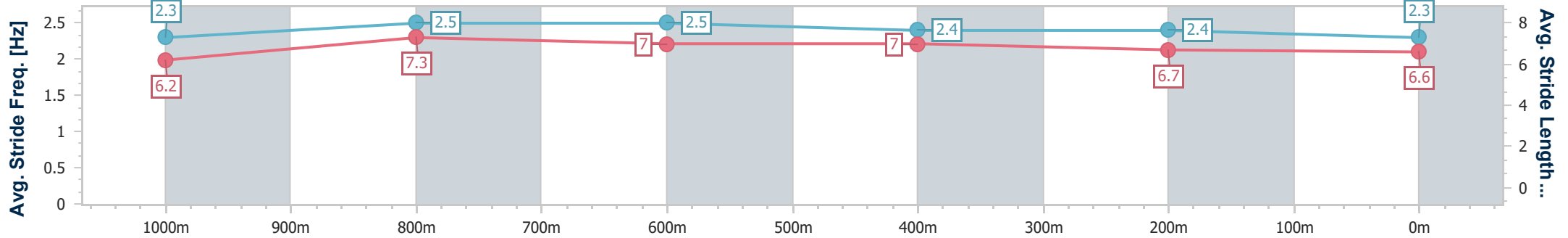
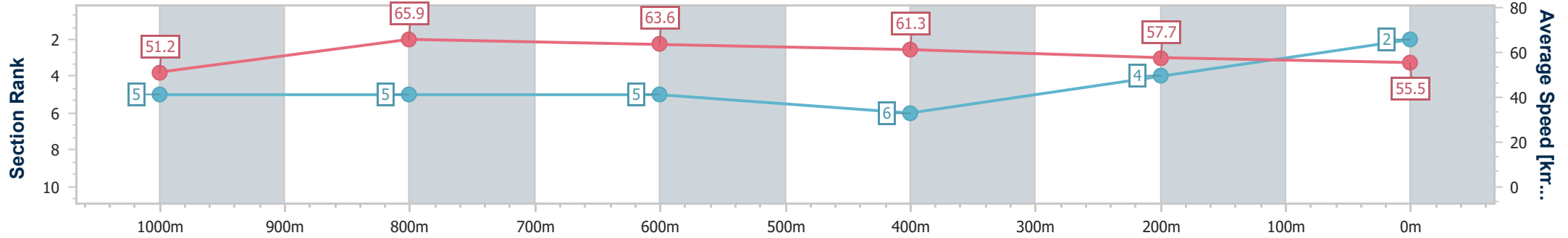
Aquis Park Gold Coast Poly QLD Professional  
Race 5: TAB FASTER VISION BENCHMARK 58 Handicap - 1200m



23 December 2023 - 15:29

Track Rating: Synthetic, Weather: Fine, Rail Position: True

Section	Overall	1000m	800m	600m	400m	200m
Section Times	1:13.82 [2] (0:14.08)	0:59.74 [5] (0:10.92)	0:48.82 [5] (0:11.37)	0:37.45 [5] (0:11.88)	0:25.57 [6] (0:12.51)	0:13.06 [4] (0:13.06)
Average Speed [km/h]	51.2	65.9	63.6	61.3	57.7	55.5
Top Speed [km/h]	64.6	66.8	65.9	63.0	58.5	57.7
Avg. Dist. to Rail [m]	4.5	0.5	1.3	1.9	3.4	4.8
Avg. Stride Freq. [Hz]	2.3	2.5	2.5	2.4	2.4	2.3
Avg. Stride Length [m]	6.2	7.3	7.0	7.0	6.7	6.6



- [ ] Ranking at each section and finish
- .-.- No data available at this section
- NA No data available



Horse/Jockey Name	Tokyo Sins
Final Rank	3
Fastest Section Time (Section)	0:11.03 (1000m)
Top Speed [km/h] (Section)	67.4 (1000m)
Race State	Finished



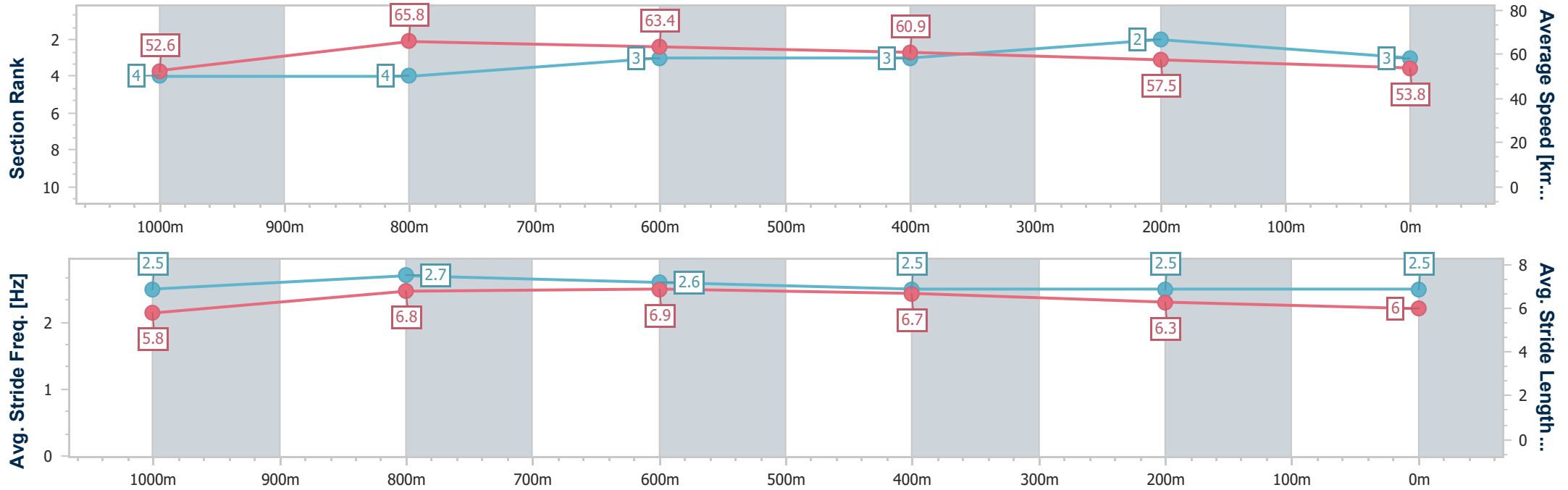
Aquis Park Gold Coast Poly QLD Professional  
 Race 5: TAB FASTER VISION BENCHMARK 58 Handicap - 1200m



23 December 2023 - 15:29

Track Rating: Synthetic, Weather: Fine, Rail Position: True

Section	Overall	1000m	800m	600m	400m	200m
Section Times	1:13.87 [3] (0:13.69)	1:00.18 [4] (0:11.03)	0:49.15 [4] (0:11.44)	0:37.71 [3] (0:11.77)	0:25.94 [3] (0:12.51)	0:13.43 [2] (0:13.43)
Average Speed [km/h]	52.6	65.8	63.4	60.9	57.5	53.8
Top Speed [km/h]	66.5	67.4	64.9	63.7	58.7	56.2
Avg. Dist. to Rail [m]	1.3	2.5	0.9	0.4	0.4	0.9
Avg. Stride Freq. [Hz]	2.5	2.7	2.6	2.5	2.5	2.5
Avg. Stride Length [m]	5.8	6.8	6.9	6.7	6.3	6.0



- [ ] Ranking at each section and finish
- .-.- No data available at this section
- NA No data available



Horse/Jockey Name	Rothero Essgee
Final Rank	4
Fastest Section Time (Section)	0:10.84 (1000m)
Top Speed [km/h] (Section)	69.2 (1000m)
Race State	Finished



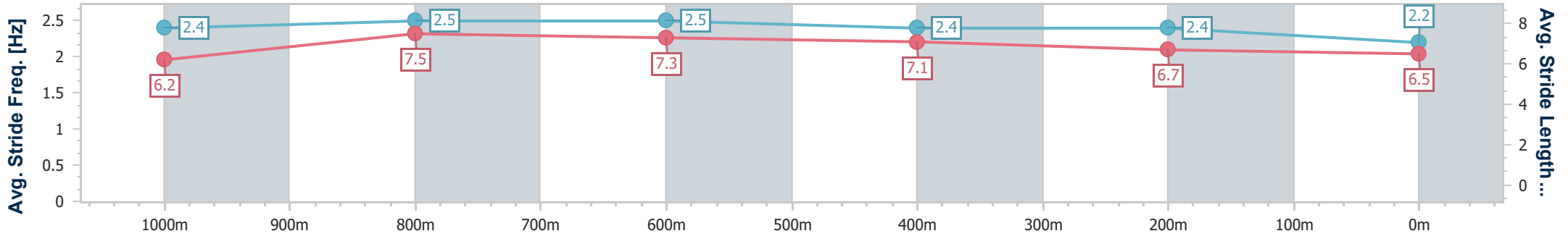
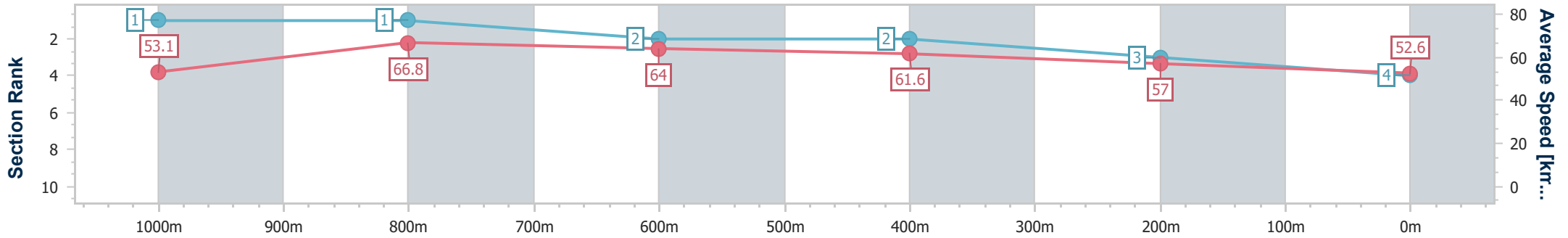
Aquis Park Gold Coast Poly QLD Professional  
Race 5: TAB FASTER VISION BENCHMARK 58 Handicap - 1200m



23 December 2023 - 15:29

Track Rating: Synthetic, Weather: Fine, Rail Position: True

Section	Overall	1000m	800m	600m	400m	200m
Section Times	1:14.26 [4] (0:13.60)	1:00.66 [1] (0:10.84)	0:49.82 [1] (0:11.50)	0:38.32 [2] (0:11.86)	0:26.46 [2] (0:12.70)	0:13.76 [3] (0:13.76)
Average Speed [km/h]	53.1	66.8	64.0	61.6	57.0	52.6
Top Speed [km/h]	68.0	69.2	65.9	64.0	59.0	55.1
Avg. Dist. to Rail [m]	2.4	1.6	3.7	2.9	3.0	3.5
Avg. Stride Freq. [Hz]	2.4	2.5	2.5	2.4	2.4	2.2
Avg. Stride Length [m]	6.2	7.5	7.3	7.1	6.7	6.5



- [ ] Ranking at each section and finish
- .-.- No data available at this section
- NA No data available



Horse/Jockey Name	Five Star Decanter
Final Rank	5
Fastest Section Time (Section)	0:10.90 (1000m)
Top Speed [km/h] (Section)	67.7 (1000m)
Race State	Finished



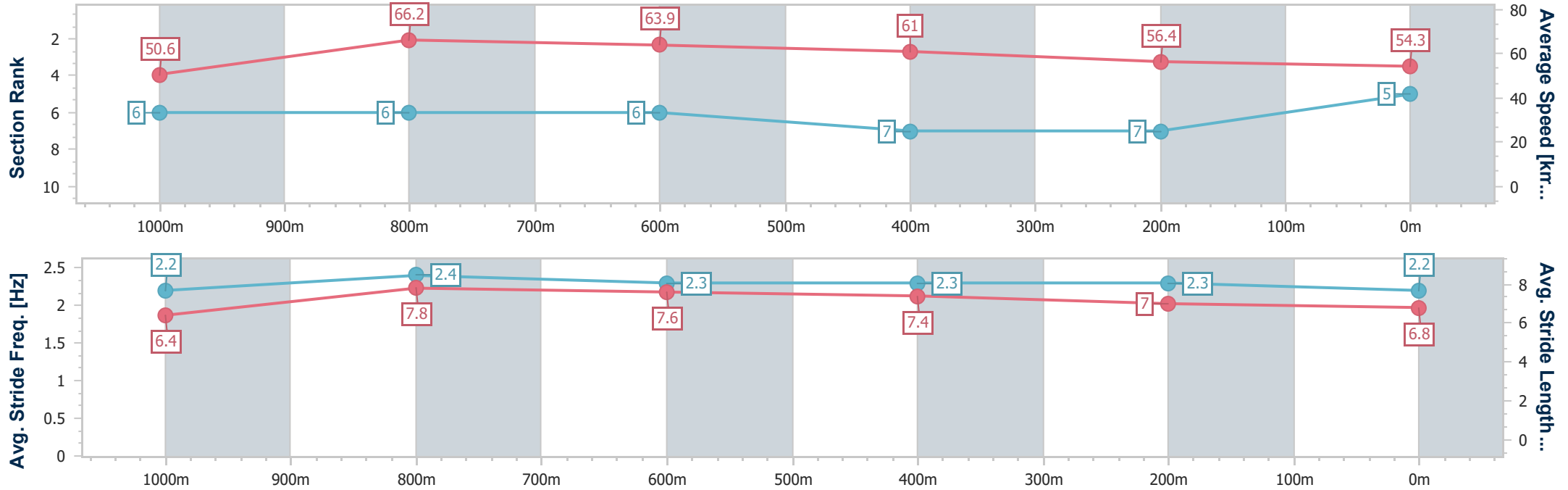
Aquis Park Gold Coast Poly QLD Professional  
Race 5: TAB FASTER VISION BENCHMARK 58 Handicap - 1200m



23 December 2023 - 15:29

Track Rating: Synthetic, Weather: Fine, Rail Position: True

Section	Overall	1000m	800m	600m	400m	200m
Section Times	1:14.41 [5] (0:14.21)	1:00.20 [6] (0:10.90)	0:49.30 [6] (0:11.35)	0:37.95 [6] (0:11.84)	0:26.11 [7] (0:12.74)	0:13.37 [7] (0:13.37)
Average Speed [km/h]	50.6	66.2	63.9	61.0	56.4	54.3
Top Speed [km/h]	64.6	67.7	66.1	63.2	57.8	55.9
Avg. Dist. to Rail [m]	3.2	0.5	1.2	0.8	1.5	2.2
Avg. Stride Freq. [Hz]	2.2	2.4	2.3	2.3	2.3	2.2
Avg. Stride Length [m]	6.4	7.8	7.6	7.4	7.0	6.8



- [ ] Ranking at each section and finish
- .-.- No data available at this section
- NA No data available



Horse/Jockey Name	Mission To Win
Final Rank	6
Fastest Section Time (Section)	0:11.05 (1000m)
Top Speed [km/h] (Section)	66.4 (800m)
Race State	Finished



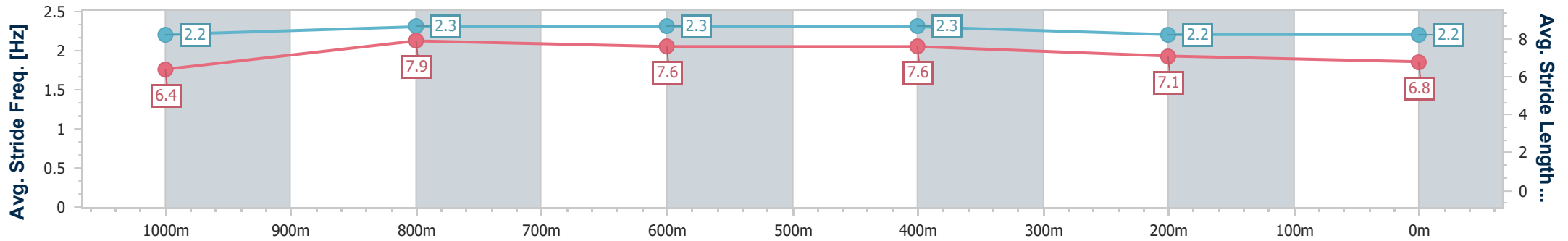
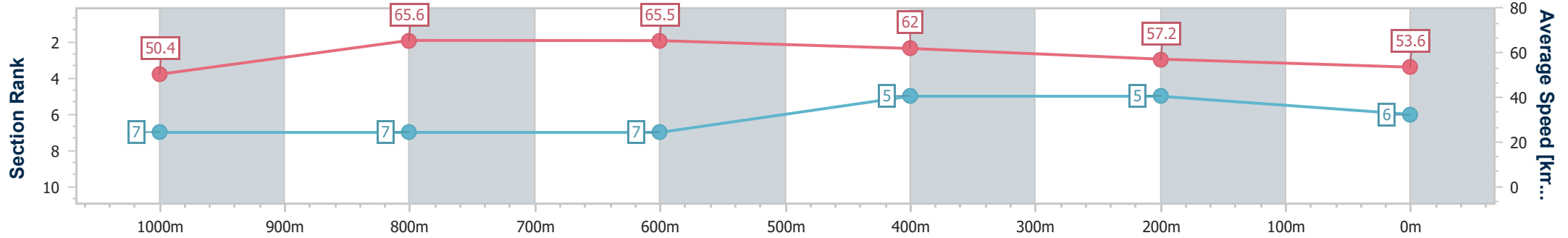
Aquis Park Gold Coast Poly QLD Professional  
Race 5: TAB FASTER VISION BENCHMARK 58 Handicap - 1200m



23 December 2023 - 15:29

Track Rating: Synthetic, Weather: Fine, Rail Position: True

Section	Overall	1000m	800m	600m	400m	200m
Section Times	1:14.45 [6] (0:14.30)	1:00.15 [7] (0:11.05)	0:49.10 [7] (0:11.12)	0:37.98 [7] (0:11.76)	0:26.22 [5] (0:12.70)	0:13.52 [5] (0:13.52)
Average Speed [km/h]	50.4	65.6	65.5	62.0	57.2	53.6
Top Speed [km/h]	65.1	66.1	66.4	64.4	59.8	55.7
Avg. Dist. to Rail [m]	5.3	2.5	2.3	2.7	5.9	6.5
Avg. Stride Freq. [Hz]	2.2	2.3	2.3	2.3	2.2	2.2
Avg. Stride Length [m]	6.4	7.9	7.6	7.6	7.1	6.8



- [ ] Ranking at each section and finish
- .-.- No data available at this section
- NA No data available



Horse/Jockey Name	Faithful Maryanne
Final Rank	7
Fastest Section Time (Section)	0:11.05 (1000m)
Top Speed [km/h] (Section)	66.8 (1000m)
Race State	Finished



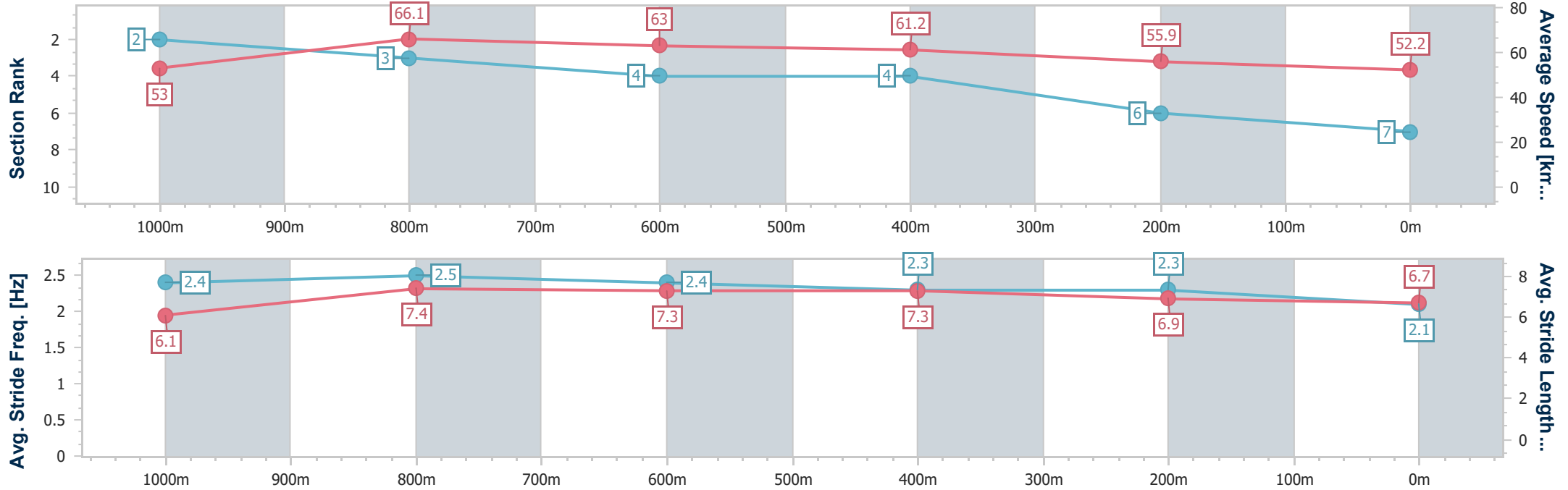
Aquis Park Gold Coast Poly QLD Professional  
Race 5: TAB FASTER VISION BENCHMARK 58 Handicap - 1200m



23 December 2023 - 15:29

Track Rating: Synthetic, Weather: Fine, Rail Position: True

Section	Overall	1000m	800m	600m	400m	200m
Section Times	1:14.84 [7] (0:13.62)	1:01.22 [2] (0:11.05)	0:50.17 [3] (0:11.54)	0:38.63 [4] (0:11.87)	0:26.76 [4] (0:12.95)	0:13.81 [6] (0:13.81)
Average Speed [km/h]	53.0	66.1	63.0	61.2	55.9	52.2
Top Speed [km/h]	66.6	66.8	65.1	64.0	58.2	54.5
Avg. Dist. to Rail [m]	3.4	4.6	2.3	1.5	3.6	3.3
Avg. Stride Freq. [Hz]	2.4	2.5	2.4	2.3	2.3	2.1
Avg. Stride Length [m]	6.1	7.4	7.3	7.3	6.9	6.7



- [ ] Ranking at each section and finish
- .-.- No data available at this section
- NA No data available