



Sunshine Coast QLD Professional

Race 1: DOUBLE R GROUP Maiden Plate - 2200m

31 December 2023 - 14:20



Track Rating: Soft 7, Weather: Fine, Rail Position: +5m

Section		Overall	2000m	1800m	1600m	1400m	1200m	1000m	Last 600m				
Field Times		2:24.60 (0:15.72)	2:08.88 (0:12.99)	1:55.89 (0:13.96)	1:41.93 (0:12.82)	1:29.11 (0:13.57)	1:15.54 (0:14.01)	1:01.53 (0:12.64)	0:36.59				
Rank	TAB Horse/Jockey	Barrier	Top Speed [km/h]	Fastest Section									Distance Travelled [m]
1	3 AUTUMN SHOW Ryan Wiggins	5	62.1 400m	0:11.79 400m	2:24.60 [1] (0:16.70)	2:07.90 [7] (0:12.86)	1:55.04 [7] (0:13.81)	1:41.23 [7] (0:12.94)	1:28.29 [6] (0:13.44)	1:14.85 [6] (0:13.32)	1:01.53 [1] (0:12.64)	0:36.59	
2	1 HOW YA BEEN ANYWAY Jaden Lloyd	7	62.7 400m	0:11.83 400m	2:24.64 [2] (0:16.14)	2:08.50 [3] (0:12.92)	1:55.58 [3] (0:13.62)	1:41.96 [2] (0:12.81)	1:29.15 [1] (0:13.57)	1:15.58 [1] (0:14.17)	1:01.41 [2] (0:12.81)	0:36.20	+4
3	6 PLEADEEL Micheal Hellyer	6	63.5 600m	0:11.82 600m	2:25.35 [3] (0:16.54)	2:08.81 [6] (0:12.79)	1:56.02 [6] (0:13.82)	1:42.20 [5] (0:12.95)	1:29.25 [4] (0:13.53)	1:15.72 [4] (0:13.95)	1:01.77 [4] (0:12.94)	0:36.72	+6
4	5 BETTER BELIEVE IT Rikki Jamieson	1	62.5 600m	0:11.82 400m	2:25.55 [4] (0:16.20)	2:09.35 [4] (0:12.89)	1:56.46 [4] (0:13.84)	1:42.62 [4] (0:13.16)	1:29.46 [3] (0:13.53)	1:15.93 [3] (0:14.34)	1:01.59 [7] (0:12.96)	0:36.58	-11
5	7 SASSY TAP Todd Banks	4	62.6 400m	0:11.91 400m	2:25.75 [5] (0:15.72)	2:10.03 [1] (0:12.99)	1:57.04 [1] (0:14.08)	1:42.96 [3] (0:13.31)	1:29.65 [4] (0:13.56)	1:16.09 [5] (0:14.24)	1:01.85 [5] (0:12.83)	0:37.01	-1
6	2 LICENCE TO THRILL Nozi Tomizawa	3	62.2 600m	0:12.08 600m	2:26.24 [6] (0:15.95)	2:10.29 [2] (0:12.86)	1:57.43 [2] (0:13.86)	1:43.57 [1] (0:13.03)	1:30.54 [2] (0:13.53)	1:17.01 [2] (0:14.13)	1:02.88 [3] (0:13.03)	0:37.73	-1
7	4 READY FOR VEGAS Wanderson D'Avila	2	60.1 800m	0:12.38 800m	2:28.63 [7] (0:16.32)	2:12.31 [5] (0:12.98)	1:59.33 [5] (0:13.95)	1:45.38 [6] (0:13.08)	1:32.30 [7] (0:13.64)	1:18.66 [7] (0:13.96)	1:04.70 [6] (0:13.02)	0:39.30	-3

[] Ranking at each section and finish
 -:-:- No data available at this section
 NA No data available

SCN Saddle cloth number
 DNF Did not finish
 DNT Did not track



Sunshine Coast QLD Professional
Race 1: DOUBLE R GROUP Maiden Plate - 2200m
31 December 2023 - 14:20



Track Rating: Soft 7, Weather: Fine, Rail Position: +5m

Section				800m	600m	400m	200m	Last 600m				
Field Times				0:48.89 (0:12.30)	0:36.59 (0:12.26)	0:24.33 (0:11.79)	0:12.54 (0:12.54)	0:36.59				
Rank	TAB	Horse/Jockey	Barrier	Top Speed [km/h]	Fastest Section	Margin				Distance Travelled [m]		
1	3	AUTUMN SHOW Ryan Wiggins	5	62.1 400m	0:11.79 400m	0:48.89 [1] (0:12.30)	0:36.59 [1] (0:12.26)	0:24.33 [1] (0:11.79)	0:12.54 [1] (0:12.54)	2:24.60	0:36.59	
2	1	HOW YA BEEN ANYWAY Jaden Lloyd	7	62.7 400m	0:11.83 400m	0:48.60 [2] (0:12.40)	0:36.20 [2] (0:11.92)	0:24.28 [2] (0:11.83)	0:12.45 [2] (0:12.45)	0.2L	0:36.20	+4
3	6	PLEADEEL Micheal Hellyer	6	63.5 600m	0:11.82 600m	0:48.83 [4] (0:12.11)	0:36.72 [4] (0:11.82)	0:24.90 [3] (0:11.95)	0:12.95 [3] (0:12.95)	4.2L	0:36.72	+6
4	5	BETTER BELIEVE IT Rikki Jamieson	1	62.5 600m	0:11.82 400m	0:48.63 [6] (0:12.05)	0:36.58 [6] (0:11.89)	0:24.69 [6] (0:11.82)	0:12.87 [5] (0:12.87)	5.2L	0:36.58	-11
5	7	SASSY TAP Todd Banks	4	62.6 400m	0:11.91 400m	0:49.02 [5] (0:12.01)	0:37.01 [5] (0:12.01)	0:25.00 [5] (0:11.91)	0:13.09 [4] (0:13.09)	6.2L	0:37.01	-1
6	2	LICENCE TO THRILL Nozi Tomizawa	3	62.2 600m	0:12.08 600m	0:49.85 [3] (0:12.12)	0:37.73 [3] (0:12.08)	0:25.65 [4] (0:12.26)	0:13.39 [6] (0:13.39)	9L	0:37.73	-1
7	4	READY FOR VEGAS Wanderson D'Avila	2	60.1 800m	0:12.38 800m	0:51.68 [7] (0:12.38)	0:39.30 [7] (0:12.70)	0:26.60 [7] (0:12.87)	0:13.73 [7] (0:13.73)	23L	0:39.30	-3

[] Ranking at each section and finish
 -:-:- No data available at this section
 NA No data available

SCN Saddle cloth number
 DNF Did not finish
 DNT Did not track



Horse/Jockey Name	Autumn Show
Final Rank	1
Fastest Section Time (Section)	0:11.79 (400m)
Top Speed [km/h] (Section)	62.1 (400m)
Race State	Finished



Sunshine Coast QLD Professional

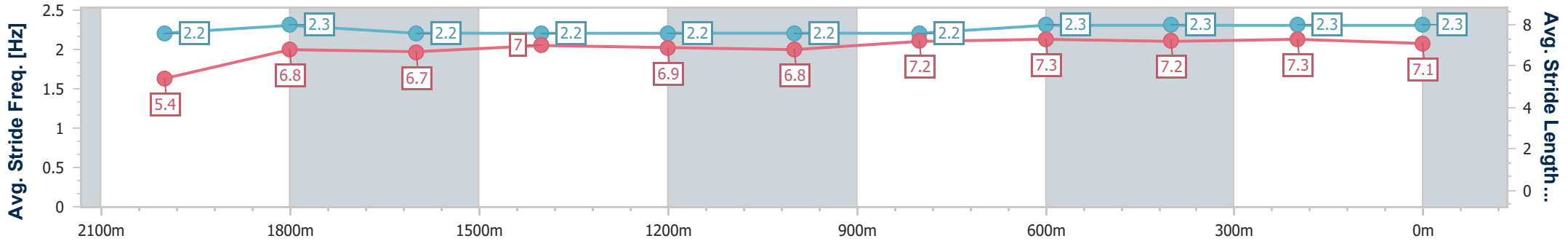
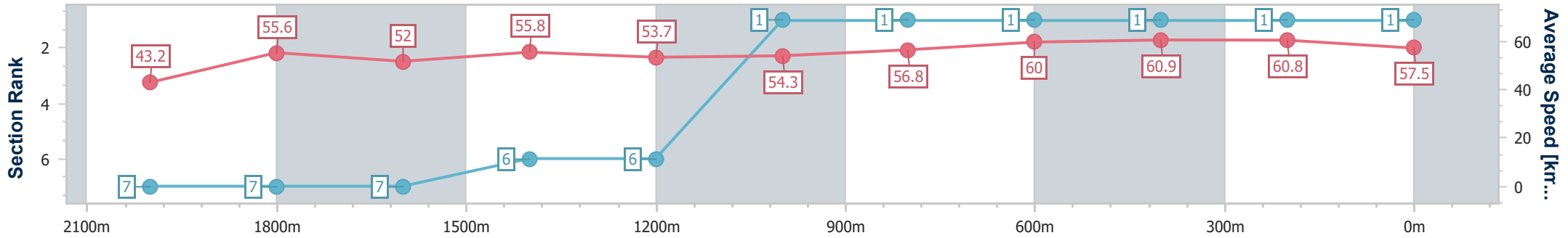
Race 1: DOUBLE R GROUP Maiden Plate - 2200m



31 December 2023 - 14:20

Track Rating: Soft 7, Weather: Fine, Rail Position: +5m

Section	Overall	2000m	1800m	1600m	1400m	1200m	1000m	800m	600m	400m	200m
Section Times	2:24.60 [1] (0:16.70)	2:07.90 [7] (0:12.86)	1:55.04 [7] (0:13.81)	1:41.23 [7] (0:12.94)	1:28.29 [6] (0:13.44)	1:14.85 [6] (0:13.32)	1:01.53 [1] (0:12.64)	0:48.89 [1] (0:12.30)	0:36.59 [1] (0:12.26)	0:24.33 [1] (0:11.79)	0:12.54 [1] (0:12.54)
Average Speed [km/h]	43.2	55.6	52.0	55.8	53.7	54.3	56.8	60.0	60.9	60.8	57.5
Top Speed [km/h]	58.4	59.0	53.1	58.1	57.3	58.3	59.4	61.6	61.6	62.1	59.9
Avg. Dist. to Rail [m]	5.7	1.3	0.5	0.8	0.5	2.8	0.9	4.3	5.7	6.4	5.6
Avg. Stride Freq. [Hz]	2.2	2.3	2.2	2.2	2.2	2.2	2.2	2.3	2.3	2.3	2.3
Avg. Stride Length [m]	5.4	6.8	6.7	7.0	6.9	6.8	7.2	7.3	7.2	7.3	7.1



- [] Ranking at each section and finish
- .-.- No data available at this section
- NA No data available



Horse/Jockey Name	How Ya Been Anyway
Final Rank	2
Fastest Section Time (Section)	0:11.83 (400m)
Top Speed [km/h] (Section)	62.7 (400m)
Race State	Finished



Sunshine Coast QLD Professional

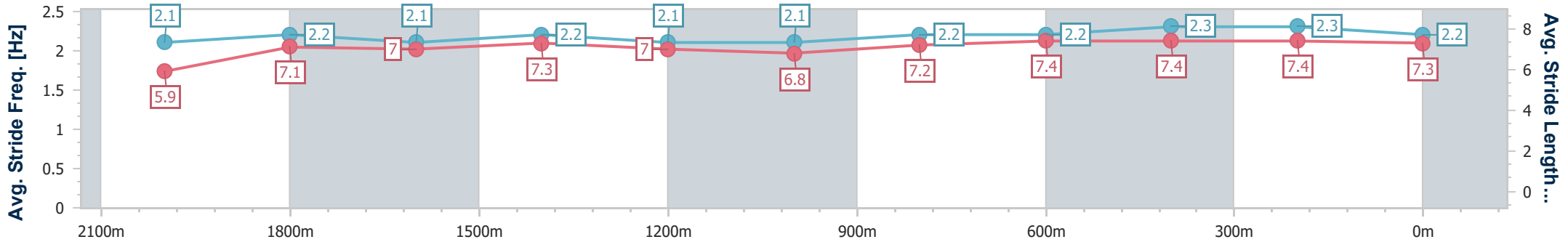
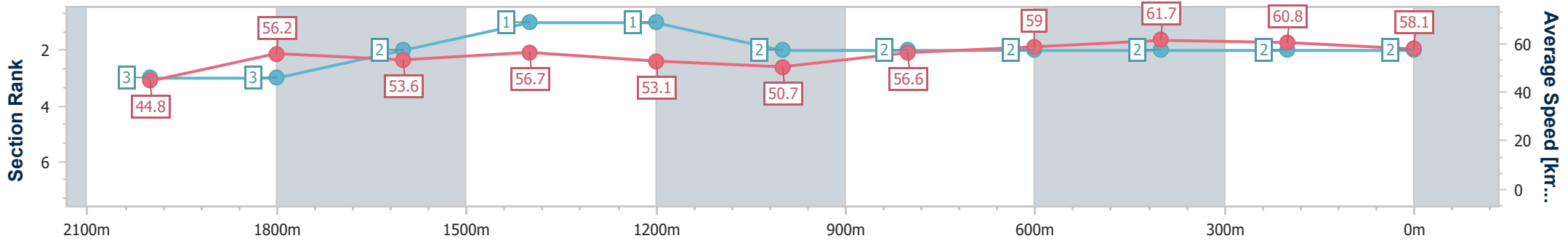
Race 1: DOUBLE R GROUP Maiden Plate - 2200m



31 December 2023 - 14:20

Track Rating: Soft 7, Weather: Fine, Rail Position: +5m

Section	Overall	2000m	1800m	1600m	1400m	1200m	1000m	800m	600m	400m	200m
Section Times	2:24.64 [2] (0:16.14)	2:08.50 [3] (0:12.92)	1:55.58 [3] (0:13.62)	1:41.96 [2] (0:12.81)	1:29.15 [1] (0:13.57)	1:15.58 [1] (0:14.17)	1:01.41 [2] (0:12.81)	0:48.60 [2] (0:12.40)	0:36.20 [2] (0:11.92)	0:24.28 [2] (0:11.83)	0:12.45 [2] (0:12.45)
Average Speed [km/h]	44.8	56.2	53.6	56.7	53.1	50.7	56.6	59.0	61.7	60.8	58.1
Top Speed [km/h]	60.0	59.9	57.2	57.5	57.0	54.1	58.9	61.7	62.7	62.7	59.6
Avg. Dist. to Rail [m]	8.8	2.6	2.4	1.9	0.6	0.3	1.1	3.3	3.5	5.7	6.4
Avg. Stride Freq. [Hz]	2.1	2.2	2.1	2.2	2.1	2.1	2.2	2.2	2.3	2.3	2.2
Avg. Stride Length [m]	5.9	7.1	7.0	7.3	7.0	6.8	7.2	7.4	7.4	7.4	7.3



- [] Ranking at each section and finish
- .-.- No data available at this section
- NA No data available



Horse/Jockey Name	Pleadeel
Final Rank	3
Fastest Section Time (Section)	0:11.82 (600m)
Top Speed [km/h] (Section)	63.5 (600m)
Race State	Finished



Sunshine Coast QLD Professional

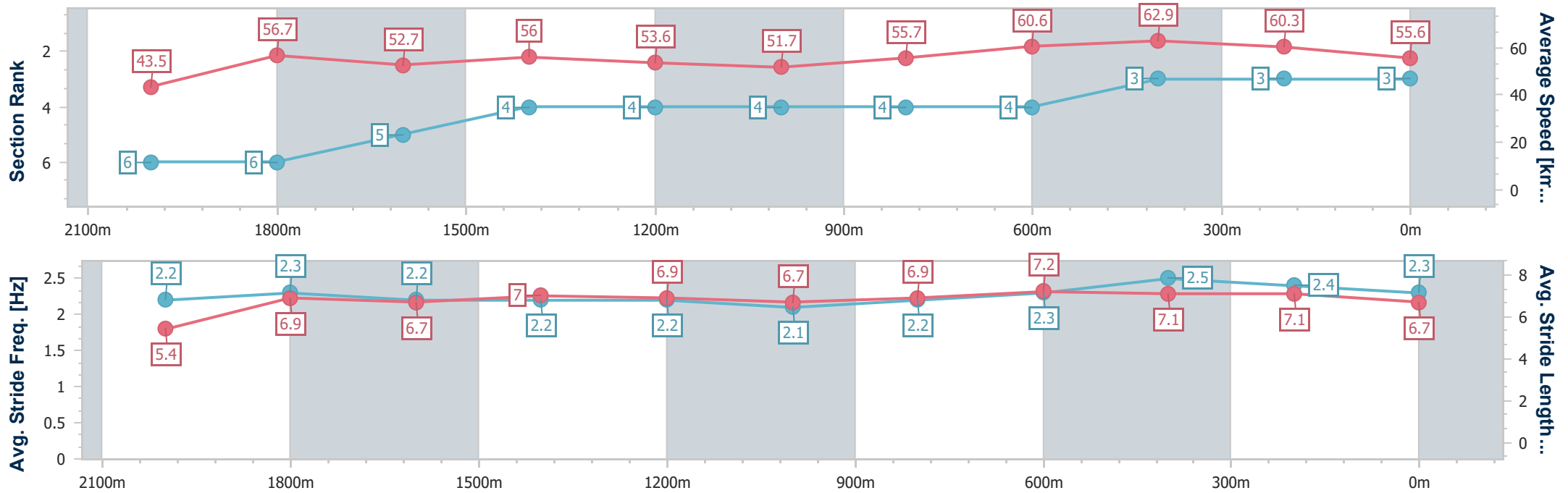
Race 1: DOUBLE R GROUP Maiden Plate - 2200m



31 December 2023 - 14:20

Track Rating: Soft 7, Weather: Fine, Rail Position: +5m

Section	Overall	2000m	1800m	1600m	1400m	1200m	1000m	800m	600m	400m	200m
Section Times	2:25.35 [3] (0:16.54)	2:08.81 [6] (0:12.79)	1:56.02 [6] (0:13.82)	1:42.20 [5] (0:12.95)	1:29.25 [4] (0:13.53)	1:15.72 [4] (0:13.95)	1:01.77 [4] (0:12.94)	0:48.83 [4] (0:12.11)	0:36.72 [4] (0:11.82)	0:24.90 [3] (0:11.95)	0:12.95 [3] (0:12.95)
Average Speed [km/h]	43.5	56.7	52.7	56.0	53.6	51.7	55.7	60.6	62.9	60.3	55.6
Top Speed [km/h]	59.1	60.1	53.5	58.3	55.9	53.4	57.7	63.3	63.5	62.3	57.9
Avg. Dist. to Rail [m]	6.2	1.5	2.2	2.6	2.5	1.6	0.3	3.3	5.5	9.2	10.2
Avg. Stride Freq. [Hz]	2.2	2.3	2.2	2.2	2.2	2.1	2.2	2.3	2.5	2.4	2.3
Avg. Stride Length [m]	5.4	6.9	6.7	7.0	6.9	6.7	6.9	7.2	7.1	7.1	6.7



- [] Ranking at each section and finish
- .-.- No data available at this section
- NA No data available



Horse/Jockey Name	Better Believe It
Final Rank	4
Fastest Section Time (Section)	0:11.82 (400m)
Top Speed [km/h] (Section)	62.5 (600m)
Race State	Finished



Sunshine Coast QLD Professional

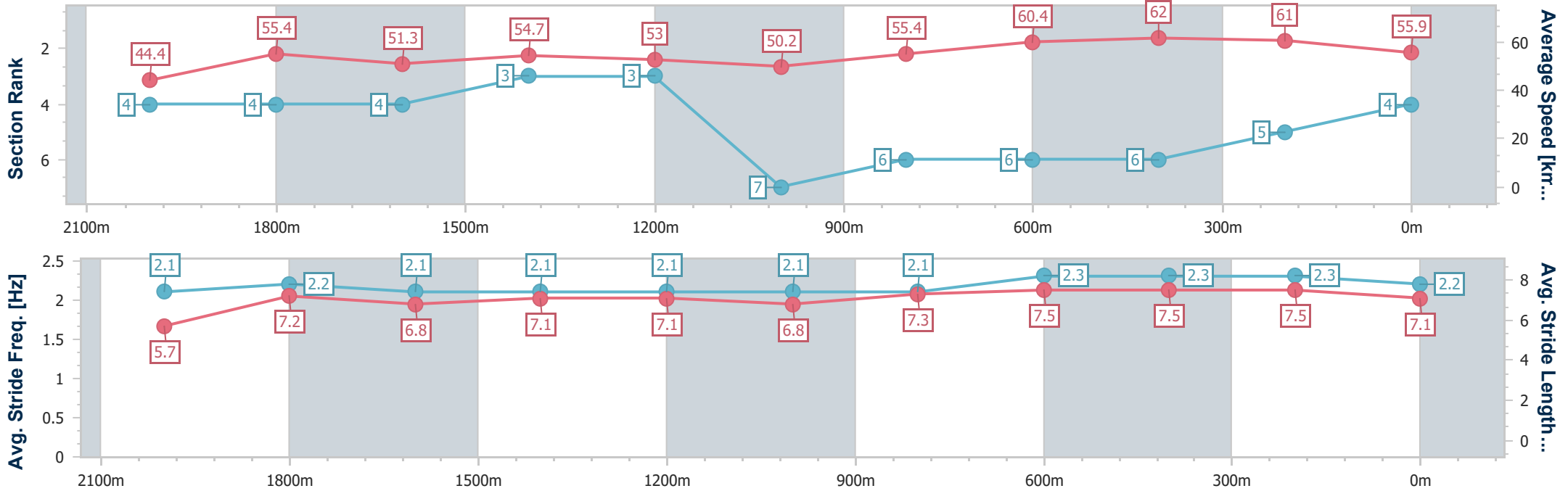
Race 1: DOUBLE R GROUP Maiden Plate - 2200m



31 December 2023 - 14:20

Track Rating: Soft 7, Weather: Fine, Rail Position: +5m

Section	Overall	2000m	1800m	1600m	1400m	1200m	1000m	800m	600m	400m	200m
Section Times	2:25.55 [4] (0:16.20)	2:09.35 [4] (0:12.89)	1:56.46 [4] (0:13.84)	1:42.62 [4] (0:13.16)	1:29.46 [3] (0:13.53)	1:15.93 [3] (0:14.34)	1:01.59 [7] (0:12.96)	0:48.63 [6] (0:12.05)	0:36.58 [6] (0:11.89)	0:24.69 [6] (0:11.82)	0:12.87 [5] (0:12.87)
Average Speed [km/h]	44.4	55.4	51.3	54.7	53.0	50.2	55.4	60.4	62.0	61.0	55.9
Top Speed [km/h]	58.8	58.2	52.7	56.1	55.1	52.7	58.6	62.3	62.5	62.2	58.3
Avg. Dist. to Rail [m]	3.7	1.9	2.2	0.4	0.7	0.6	1.7	1.9	4.0	8.2	5.7
Avg. Stride Freq. [Hz]	2.1	2.2	2.1	2.1	2.1	2.1	2.1	2.3	2.3	2.3	2.2
Avg. Stride Length [m]	5.7	7.2	6.8	7.1	7.1	6.8	7.3	7.5	7.5	7.5	7.1



- [] Ranking at each section and finish
- .-.- No data available at this section
- NA No data available



Horse/Jockey Name	Sassy Tap
Final Rank	5
Fastest Section Time (Section)	0:11.91 (400m)
Top Speed [km/h] (Section)	62.6 (400m)
Race State	Finished



Sunshine Coast QLD Professional

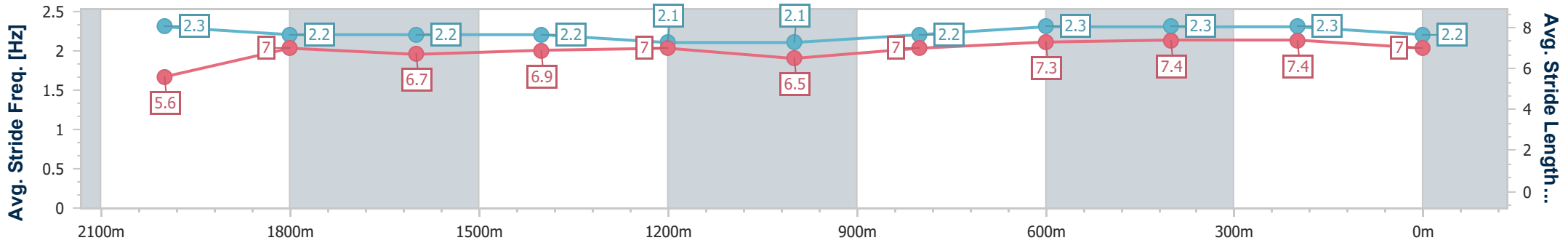
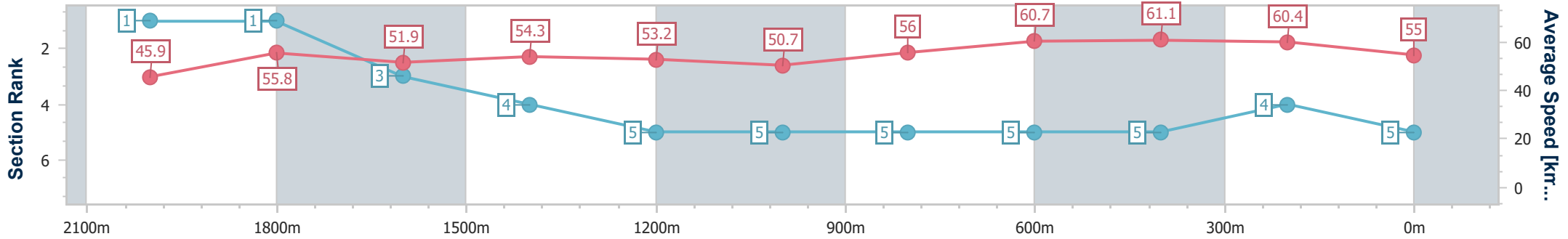
Race 1: DOUBLE R GROUP Maiden Plate - 2200m



31 December 2023 - 14:20

Track Rating: Soft 7, Weather: Fine, Rail Position: +5m

Section	Overall	2000m	1800m	1600m	1400m	1200m	1000m	800m	600m	400m	200m
Section Times	2:25.75 [5] (0:15.72)	2:10.03 [1] (0:12.99)	1:57.04 [1] (0:14.08)	1:42.96 [3] (0:13.31)	1:29.65 [4] (0:13.56)	1:16.09 [5] (0:14.24)	1:01.85 [5] (0:12.83)	0:49.02 [5] (0:12.01)	0:37.01 [5] (0:12.01)	0:25.00 [5] (0:11.91)	0:13.09 [4] (0:13.09)
Average Speed [km/h]	45.9	55.8	51.9	54.3	53.2	50.7	56.0	60.7	61.1	60.4	55.0
Top Speed [km/h]	61.6	58.2	53.9	55.3	55.4	53.7	60.4	62.0	62.5	62.6	59.5
Avg. Dist. to Rail [m]	6.1	1.7	2.2	1.8	0.8	0.7	1.6	2.5	2.8	4.3	1.8
Avg. Stride Freq. [Hz]	2.3	2.2	2.2	2.2	2.1	2.1	2.2	2.3	2.3	2.3	2.2
Avg. Stride Length [m]	5.6	7.0	6.7	6.9	7.0	6.5	7.0	7.3	7.4	7.4	7.0



- [] Ranking at each section and finish
- .-.- No data available at this section
- NA No data available



Horse/Jockey Name	Licence To Thrill
Final Rank	6
Fastest Section Time (Section)	0:12.08 (600m)
Top Speed [km/h] (Section)	62.2 (600m)
Race State	Finished



Sunshine Coast QLD Professional

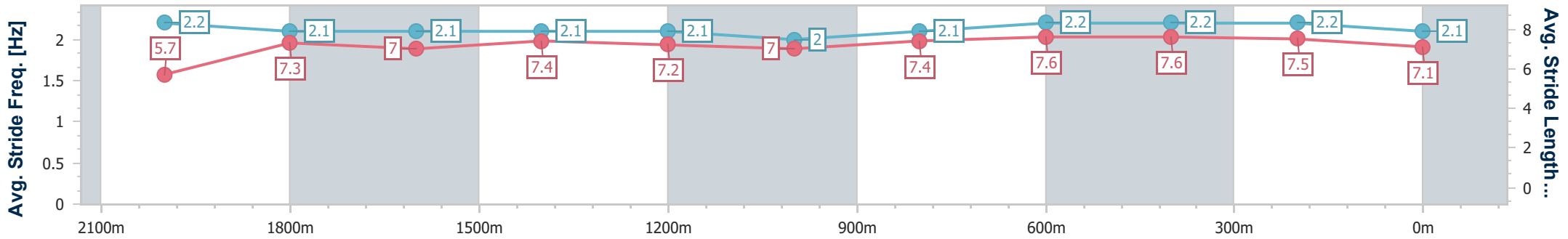
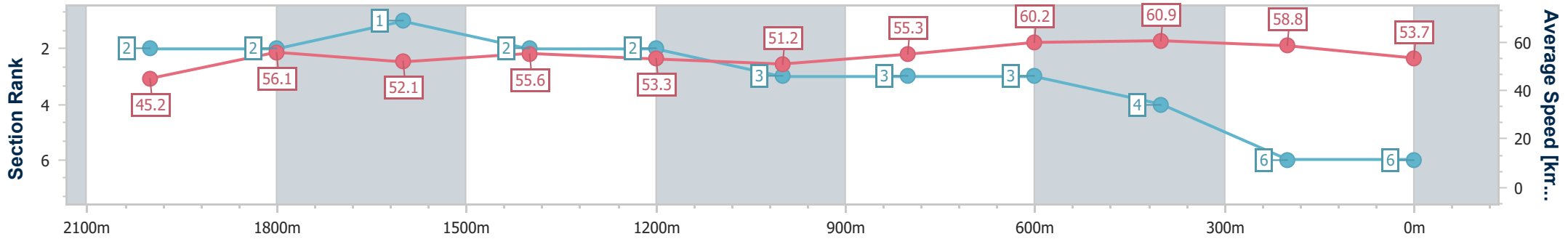
Race 1: DOUBLE R GROUP Maiden Plate - 2200m



31 December 2023 - 14:20

Track Rating: Soft 7, Weather: Fine, Rail Position: +5m

Section	Overall	2000m	1800m	1600m	1400m	1200m	1000m	800m	600m	400m	200m
Section Times	2:26.24 [6] (0:15.95)	2:10.29 [2] (0:12.86)	1:57.43 [2] (0:13.86)	1:43.57 [1] (0:13.03)	1:30.54 [2] (0:13.53)	1:17.01 [2] (0:14.13)	1:02.88 [3] (0:13.03)	0:49.85 [3] (0:12.12)	0:37.73 [3] (0:12.08)	0:25.65 [4] (0:12.26)	0:13.39 [6] (0:13.39)
Average Speed [km/h]	45.2	56.1	52.1	55.6	53.3	51.2	55.3	60.2	60.9	58.8	53.7
Top Speed [km/h]	59.9	59.5	54.0	57.7	55.3	52.4	58.4	61.7	62.2	59.9	56.1
Avg. Dist. to Rail [m]	4.4	0.6	0.4	1.4	1.2	1.9	0.9	2.6	3.8	6.4	5.6
Avg. Stride Freq. [Hz]	2.2	2.1	2.1	2.1	2.1	2.0	2.1	2.2	2.2	2.2	2.1
Avg. Stride Length [m]	5.7	7.3	7.0	7.4	7.2	7.0	7.4	7.6	7.6	7.5	7.1



- [] Ranking at each section and finish
- .-.- No data available at this section
- NA No data available



Horse/Jockey Name	Ready For Vegas
Final Rank	7
Fastest Section Time (Section)	0:12.38 (800m)
Top Speed [km/h] (Section)	60.1 (800m)
Race State	Finished



Sunshine Coast QLD Professional

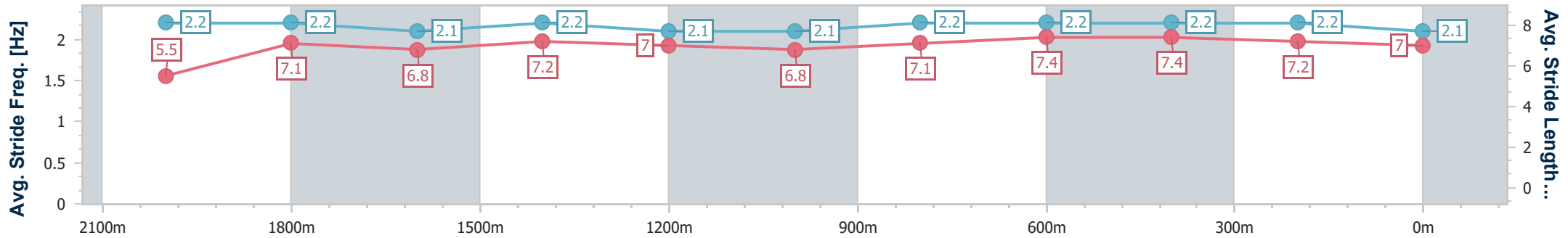
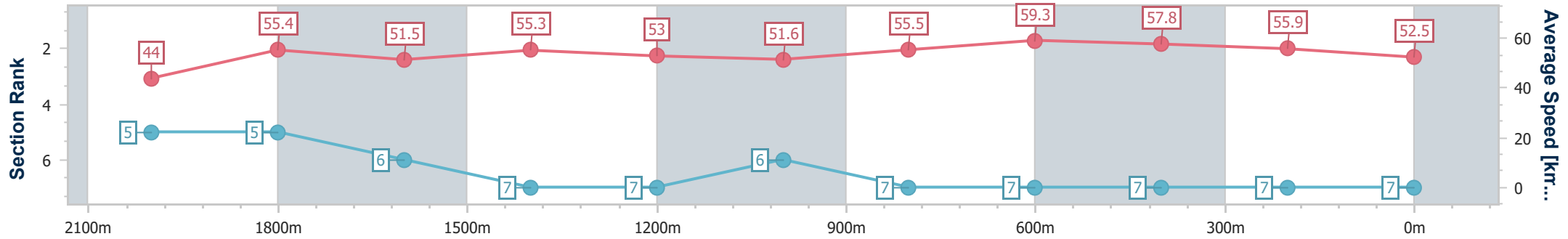
Race 1: DOUBLE R GROUP Maiden Plate - 2200m

31 December 2023 - 14:20

Track Rating: Soft 7, Weather: Fine, Rail Position: +5m



Section	Overall	2000m	1800m	1600m	1400m	1200m	1000m	800m	600m	400m	200m
Section Times	2:28.63 [7] (0:16.32)	2:12.31 [5] (0:12.98)	1:59.33 [5] (0:13.95)	1:45.38 [6] (0:13.08)	1:32.30 [7] (0:13.64)	1:18.66 [7] (0:13.96)	1:04.70 [6] (0:13.02)	0:51.68 [7] (0:12.38)	0:39.30 [7] (0:12.70)	0:26.60 [7] (0:12.87)	0:13.73 [7] (0:13.73)
Average Speed [km/h]	44.0	55.4	51.5	55.3	53.0	51.6	55.5	59.3	57.8	55.9	52.5
Top Speed [km/h]	58.4	58.5	52.8	57.5	55.3	56.3	58.3	60.1	59.7	57.0	54.9
Avg. Dist. to Rail [m]	4.2	0.4	0.3	1.1	1.1	1.9	1.6	3.2	3.4	4.6	2.8
Avg. Stride Freq. [Hz]	2.2	2.2	2.1	2.2	2.1	2.1	2.2	2.2	2.2	2.2	2.1
Avg. Stride Length [m]	5.5	7.1	6.8	7.2	7.0	6.8	7.1	7.4	7.4	7.2	7.0



- [] Ranking at each section and finish
- .-.- No data available at this section
- NA No data available