



# Sunshine Coast QLD Professional

## Race 5: BARRIER REEF POOLS RATINGS BAND 0 - 58 Handicap - 1800m



31 December 2023 - 16:55

Track Rating: Soft 6, Weather: Fine, Rail Position: +5m

Section		Overall	1600m	1400m	1200m	1000m	800m	600m	Last 600m				
Field Times		1:51.55 (0:13.71)	1:37.84 (0:11.84)	1:26.00 (0:12.13)	1:13.87 (0:12.25)	1:01.62 (0:12.81)	0:48.81 (0:12.72)	0:36.09 (0:12.27)	0:36.09				
Rank	TAB Horse/Jockey	Barrier	Top Speed [km/h]	Fastest Section									Distance Travelled [m]
1	8 <b>TONI TOO</b> Jaden Lloyd	3	64.3 400m	0:11.36 400m	1:51.55 [1] (0:14.39)	1:37.16 [7] (0:12.00)	1:25.16 [7] (0:12.41)	1:12.75 [7] (0:12.39)	1:00.36 [8] (0:12.60)	0:47.76 [8] (0:12.36)	0:35.40 [8] (0:12.09)	0:35.40	
2	9 <b>WILLNOTQUIT</b> Mark Du Plessis	5	62.8 400m	0:11.64 400m	1:51.58 [2] (0:13.95)	1:37.63 [3] (0:11.96)	1:25.67 [3] (0:12.17)	1:13.50 [3] (0:12.23)	1:01.27 [3] (0:12.64)	0:48.63 [2] (0:12.61)	0:36.02 [3] (0:12.18)	0:36.02	-8
3	13 <b>PAPAL MISS</b> Micheal Hellyer	1	62.7 400m	0:11.62 400m	1:51.64 [3] (0:14.17)	1:37.47 [4] (0:12.06)	1:25.41 [6] (0:12.21)	1:13.20 [5] (0:12.29)	1:00.91 [5] (0:12.61)	0:48.30 [5] (0:12.44)	0:35.86 [5] (0:12.19)	0:35.86	-11
4	4 <b>STEP ON FIRE</b> Luke Tarrant	12	63.8 400m	0:11.45 400m	1:51.72 [4] (0:13.71)	1:38.01 [1] (0:11.84)	1:26.17 [1] (0:12.13)	1:14.04 [1] (0:12.25)	1:01.79 [1] (0:12.81)	0:48.98 [1] (0:12.75)	0:36.23 [2] (0:12.24)	0:36.23	-7
5	12 <b>KAHRABA</b> Dale Smith	8	63.2 400m	0:11.65 400m	1:51.73 [5] (0:14.79)	1:36.94 [10] (0:11.89)	1:25.05 [10] (0:12.19)	1:12.86 [9] (0:12.29)	1:00.57 [7] (0:12.60)	0:47.97 [7] (0:12.33)	0:35.64 [7] (0:12.10)	0:35.64	-8
6	10 <b>PROSPETTIVA</b> Samantha Collett	10	64.3 Overall	0:11.87 1600m	1:52.01 [6] (0:13.95)	1:38.06 [2] (0:11.87)	1:26.19 [2] (0:12.11)	1:14.08 [2] (0:12.33)	1:01.75 [2] (0:12.71)	0:49.04 [3] (0:12.49)	0:36.55 [1] (0:12.27)	0:36.55	-2
7	5 <b>SHEZA SNIPER</b> Robbie Dolan	2	63.3 1600m	0:11.73 400m	1:52.17 [7] (0:14.30)	1:37.87 [6] (0:11.81)	1:26.06 [5] (0:12.44)	1:13.62 [6] (0:12.41)	1:01.21 [6] (0:12.60)	0:48.61 [6] (0:12.37)	0:36.24 [6] (0:12.22)	0:36.24	-5
8	7 <b>SOCK'EMSID</b> Tiffani Brooker	9	63.1 1600m	0:11.75 1600m	1:52.23 [8] (0:14.30)	1:37.93 [5] (0:11.75)	1:26.18 [4] (0:12.12)	1:14.06 [4] (0:12.25)	1:01.81 [4] (0:12.68)	0:49.13 [4] (0:12.60)	0:36.53 [4] (0:12.28)	0:36.53	-1
9	11 <b>SEEKING GUIDANCE</b> Nathan Thomas	7	63.7 400m	0:11.50 400m	1:52.54 [9] (0:14.63)	1:37.91 [9] (0:12.01)	1:25.90 [9] (0:12.27)	1:13.63 [10] (0:12.34)	1:01.29 [9] (0:12.59)	0:48.70 [9] (0:12.47)	0:36.23 [10] (0:12.16)	0:36.23	-2
10	3 <b>STAR CHANCE</b> Morgan Butler	6	62.8 400m	0:11.71 400m	1:53.06 [10] (0:14.46)	1:38.60 [8] (0:12.06)	1:26.54 [8] (0:12.34)	1:14.20 [8] (0:12.50)	1:01.70 [10] (0:12.69)	0:49.01 [10] (0:12.26)	0:36.75 [9] (0:12.14)	0:36.75	-2

Scratched: Enviale (#1), Double Quick (#2), Blue Velvet (#6)

[ ] Ranking at each section and finish  
 -:-:- No data available at this section  
 NA No data available

SCN Saddle cloth number  
 DNF Did not finish  
 DNT Did not track



# Sunshine Coast QLD Professional

## Race 5: BARRIER REEF POOLS RATINGS BAND 0 - 58 Handicap - 1800m

31 December 2023 - 16:55



Track Rating: Soft 6, Weather: Fine, Rail Position: +5m

Section				400m	200m			Last 600m		
Field Times				0:23.82 (0:11.45)	0:12.37 (0:12.37)			0:36.09		
Rank	TAB	Horse/Jockey	Barrier	Top Speed [km/h]	Fastest Section	Margin				Distance Travelled [m]
1	8	<b>TONI TOO</b> Jaden Lloyd	3	64.3 400m	0:11.36 400m	0:23.31 [8] (0:11.36)	0:11.95 [4] (0:11.95)	1:51.55	0:35.40	
2	9	<b>WILLNOTQUIT</b> Mark Du Plessis	5	62.8 400m	0:11.64 400m	0:23.84 [3] (0:11.64)	0:12.20 [2] (0:12.20)	0.2L	0:36.02	-8
3	13	<b>PAPAL MISS</b> Micheal Hellyer	1	62.7 400m	0:11.62 400m	0:23.67 [4] (0:11.62)	0:12.05 [3] (0:12.05)	0.4L	0:35.86	-11
4	4	<b>STEP ON FIRE</b> Luke Tarrant	12	63.8 400m	0:11.45 400m	0:23.99 [1] (0:11.45)	0:12.54 [1] (0:12.54)	0.7L	0:36.23	-7
5	12	<b>KAHRABA</b> Dale Smith	8	63.2 400m	0:11.65 400m	0:23.54 [7] (0:11.65)	0:11.89 [6] (0:11.89)	0.8L	0:35.64	-8
6	10	<b>PROSPETTIVA</b> Samantha Collett	10	64.3 Overall	0:11.87 1600m	0:24.28 [2] (0:11.90)	0:12.38 [5] (0:12.38)	2.3L	0:36.55	-2
7	5	<b>SHEZA SNIPER</b> Robbie Dolan	2	63.3 1600m	0:11.73 400m	0:24.02 [6] (0:11.73)	0:12.29 [8] (0:12.29)	3.1L	0:36.24	-5
8	7	<b>SOCK'EMSID</b> Tiffani Brooker	9	63.1 1600m	0:11.75 1600m	0:24.25 [5] (0:11.86)	0:12.39 [7] (0:12.39)	3.3L	0:36.53	-1
9	11	<b>SEEKING GUIDANCE</b> Nathan Thomas	7	63.7 400m	0:11.50 400m	0:24.07 [10] (0:11.50)	0:12.57 [9] (0:12.57)	5.1L	0:36.23	-2
10	3	<b>STAR CHANCE</b> Morgan Butler	6	62.8 400m	0:11.71 400m	0:24.61 [9] (0:11.71)	0:12.90 [10] (0:12.90)	8.1L	0:36.75	-2

Scratched: Enviale (#1), Double Quick (#2), Blue Velvet (#6)

[ ] Ranking at each section and finish  
 -:-:- No data available at this section  
 NA No data available

SCN Saddle cloth number  
 DNF Did not finish  
 DNT Did not track



Horse/Jockey Name	Toni Too
Final Rank	1
Fastest Section Time (Section)	0:11.36 (400m)
Top Speed [km/h] (Section)	64.3 (400m)
Race State	Finished



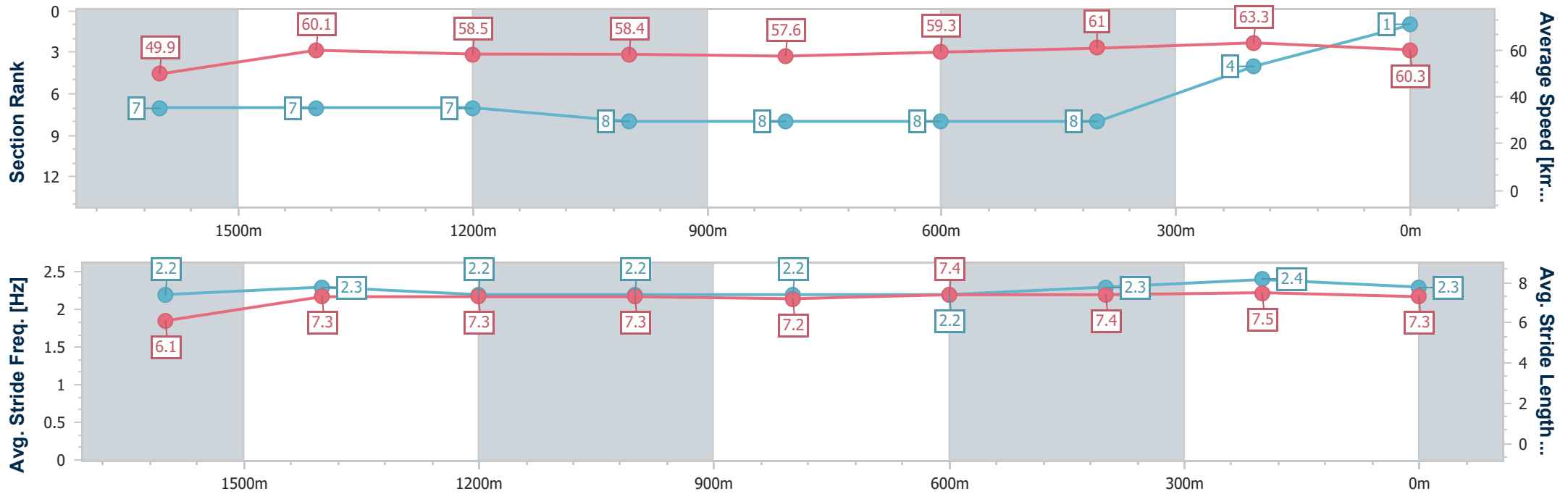
Sunshine Coast QLD Professional  
Race 5: BARRIER REEF POOLS RATINGS BAND 0 - 58  
Handicap - 1800m



31 December 2023 - 16:55

Track Rating: Soft 6, Weather: Fine, Rail Position: +5m

Section	Overall	1600m	1400m	1200m	1000m	800m	600m	400m	200m				
Section Times	1:51.55 [1] (0:14.39)	1:37.16 [7] (0:12.00)	1:25.16 [7] (0:12.41)	1:12.75 [7] (0:12.39)	1:00.36 [8] (0:12.60)	0:47.76 [8] (0:12.36)	0:35.40 [8] (0:12.09)	0:23.31 [8] (0:11.36)	0:11.95 [4] (0:11.95)				
Average Speed [km/h]	49.9	60.1	58.5	58.4	57.6	59.3	61.0	63.3	60.3				
Top Speed [km/h]	60.2	61.2	60.9	59.5	59.5	60.6	63.2	64.3	62.1				
Avg. Dist. to Rail [m]	1.8	1.5	3.0	3.7	3.5	3.4	3.8	8.6	7.6				
Avg. Stride Freq. [Hz]	2.2	2.3	2.2	2.2	2.2	2.2	2.3	2.4	2.3				
Avg. Stride Length [m]	6.1	7.3	7.3	7.3	7.2	7.4	7.4	7.5	7.3				



- [ ] Ranking at each section and finish
- .-.- No data available at this section
- NA No data available



Horse/Jockey Name	Willnotquit
Final Rank	2
Fastest Section Time (Section)	0:11.64 (400m)
Top Speed [km/h] (Section)	62.8 (400m)
Race State	Finished



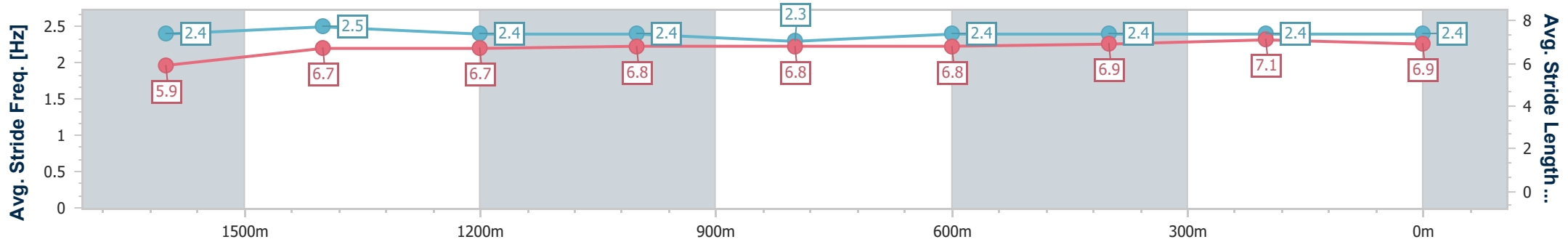
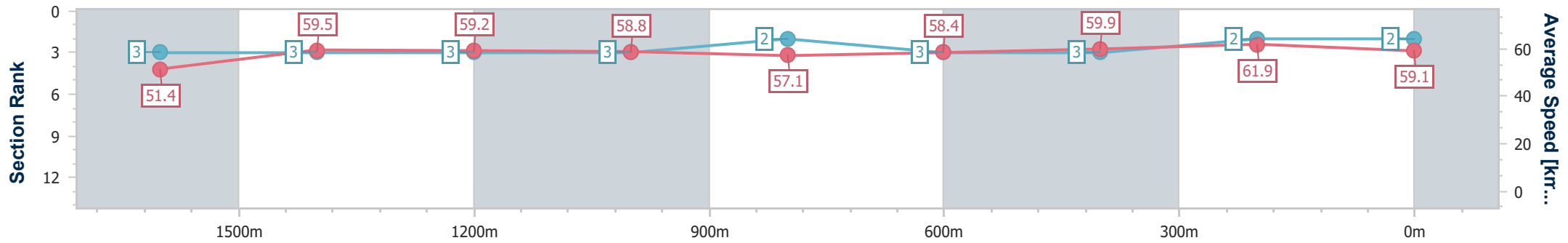
Sunshine Coast QLD Professional  
 Race 5: BARRIER REEF POOLS RATINGS BAND 0 - 58  
 Handicap - 1800m



31 December 2023 - 16:55

Track Rating: Soft 6, Weather: Fine, Rail Position: +5m

Section	Overall	1600m	1400m	1200m	1000m	800m	600m	400m	200m				
Section Times	1:51.58 [2] (0:13.95)	1:37.63 [3] (0:11.96)	1:25.67 [3] (0:12.17)	1:13.50 [3] (0:12.23)	1:01.27 [3] (0:12.64)	0:48.63 [2] (0:12.61)	0:36.02 [3] (0:12.18)	0:23.84 [3] (0:11.64)	0:12.20 [2] (0:12.20)				
Average Speed [km/h]	51.4	59.5	59.2	58.8	57.1	58.4	59.9	61.9	59.1				
Top Speed [km/h]	62.7	60.6	60.7	60.2	58.4	60.1	62.0	62.8	60.9				
Avg. Dist. to Rail [m]	2.7	1.9	0.2	0.5	0.6	3.5	2.8	3.6	2.1				
Avg. Stride Freq. [Hz]	2.4	2.5	2.4	2.4	2.3	2.4	2.4	2.4	2.4				
Avg. Stride Length [m]	5.9	6.7	6.7	6.8	6.8	6.8	6.9	7.1	6.9				



- [ ] Ranking at each section and finish
- .-.- No data available at this section
- NA No data available



Horse/Jockey Name	Papal Miss
Final Rank	3
Fastest Section Time (Section)	0:11.62 (400m)
Top Speed [km/h] (Section)	62.7 (400m)
Race State	Finished



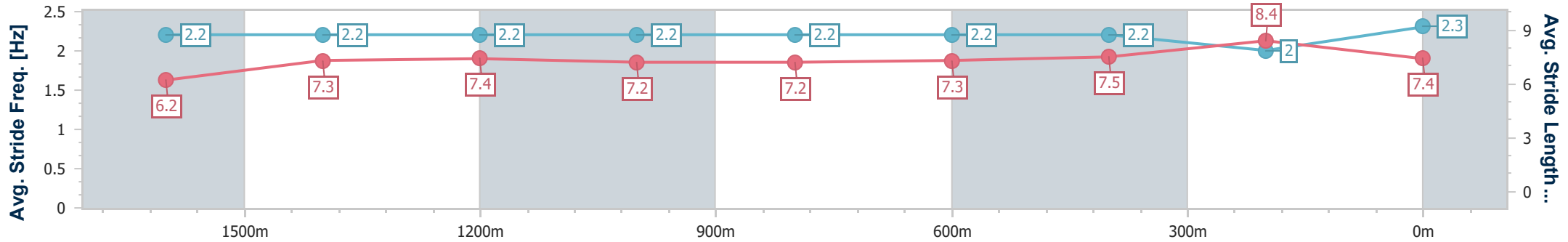
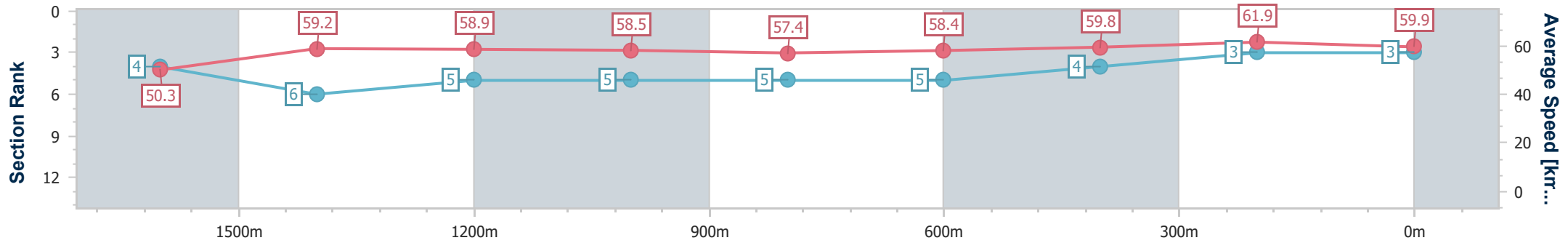
Sunshine Coast QLD Professional  
Race 5: BARRIER REEF POOLS RATINGS BAND 0 - 58  
Handicap - 1800m



31 December 2023 - 16:55

Track Rating: Soft 6, Weather: Fine, Rail Position: +5m

Section	Overall	1600m	1400m	1200m	1000m	800m	600m	400m	200m
Section Times	1:51.64 [3] (0:14.17)	1:37.47 [4] (0:12.06)	1:25.41 [6] (0:12.21)	1:13.20 [5] (0:12.29)	1:00.91 [5] (0:12.61)	0:48.30 [5] (0:12.44)	0:35.86 [5] (0:12.19)	0:23.67 [4] (0:11.62)	0:12.05 [3] (0:12.05)
Average Speed [km/h]	50.3	59.2	58.9	58.5	57.4	58.4	59.8	61.9	59.9
Top Speed [km/h]	61.5	61.5	60.8	59.7	59.3	59.4	62.1	62.7	61.4
Avg. Dist. to Rail [m]	2.0	2.0	0.8	0.6	0.7	1.7	2.5	3.5	2.7
Avg. Stride Freq. [Hz]	2.2	2.2	2.2	2.2	2.2	2.2	2.2	2.0	2.3
Avg. Stride Length [m]	6.2	7.3	7.4	7.2	7.2	7.3	7.5	8.4	7.4



- [ ] Ranking at each section and finish
- .-.- No data available at this section
- NA No data available



Horse/Jockey Name	Step On Fire
Final Rank	4
Fastest Section Time (Section)	0:11.45 (400m)
Top Speed [km/h] (Section)	63.8 (400m)
Race State	Finished



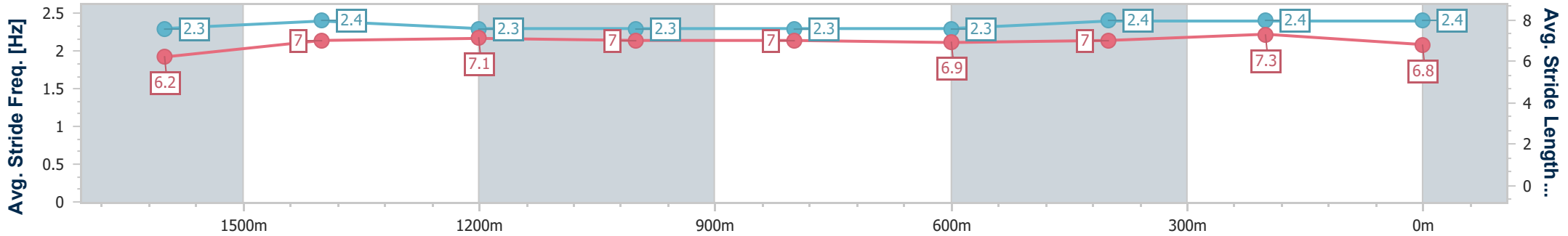
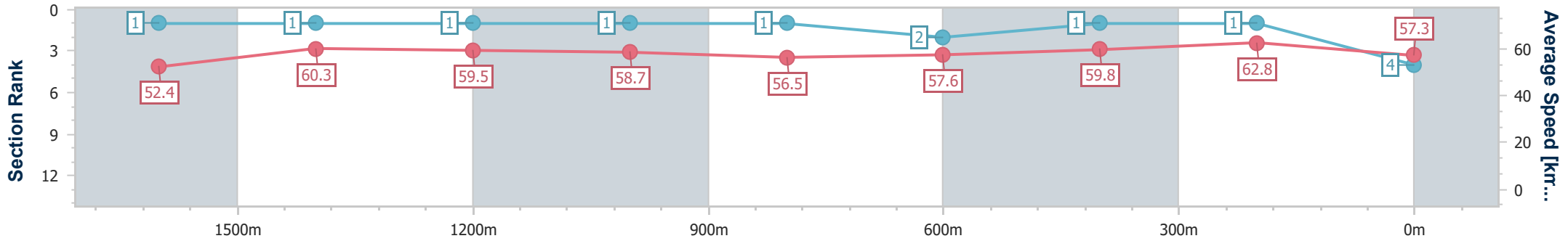
Sunshine Coast QLD Professional  
 Race 5: BARRIER REEF POOLS RATINGS BAND 0 - 58  
 Handicap - 1800m



31 December 2023 - 16:55

Track Rating: Soft 6, Weather: Fine, Rail Position: +5m

Section	Overall	1600m	1400m	1200m	1000m	800m	600m	400m	200m			
Section Times	1:51.72 [4] (0:13.71)	1:38.01 [1] (0:11.84)	1:26.17 [1] (0:12.13)	1:14.04 [1] (0:12.25)	1:01.79 [1] (0:12.81)	0:48.98 [1] (0:12.75)	0:36.23 [2] (0:12.24)	0:23.99 [1] (0:11.45)	0:12.54 [1] (0:12.54)			
Average Speed [km/h]	52.4	60.3	59.5	58.7	56.5	57.6	59.8	62.8	57.3			
Top Speed [km/h]	63.5	60.9	60.3	59.6	57.4	58.9	61.8	63.8	61.6			
Avg. Dist. to Rail [m]	4.6	1.7	0.7	1.7	1.5	3.5	3.1	3.3	2.1			
Avg. Stride Freq. [Hz]	2.3	2.4	2.3	2.3	2.3	2.3	2.4	2.4	2.4			
Avg. Stride Length [m]	6.2	7.0	7.1	7.0	7.0	6.9	7.0	7.3	6.8			



- [ ] Ranking at each section and finish
- .-.- No data available at this section
- NA No data available



Horse/Jockey Name	Kahraba
Final Rank	5
Fastest Section Time (Section)	0:11.65 (400m)
Top Speed [km/h] (Section)	63.2 (400m)
Race State	Finished



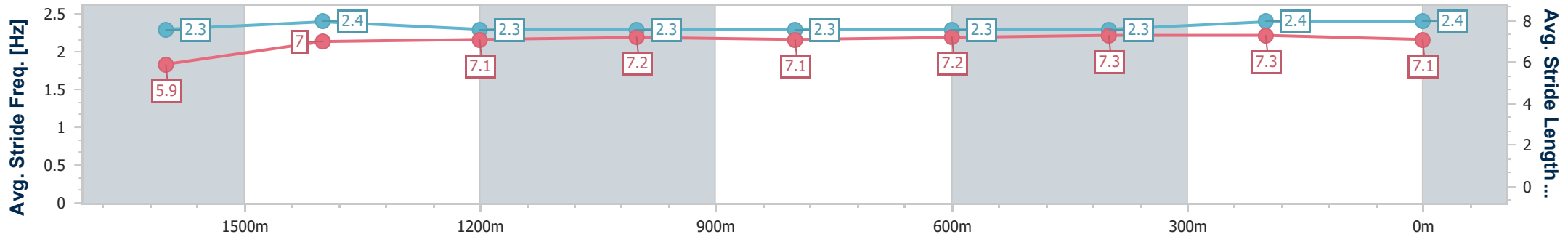
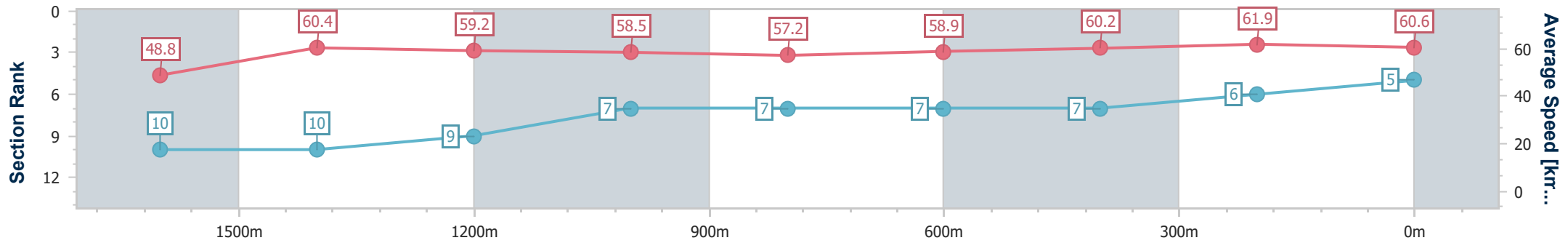
Sunshine Coast QLD Professional  
Race 5: BARRIER REEF POOLS RATINGS BAND 0 - 58  
Handicap - 1800m



31 December 2023 - 16:55

Track Rating: Soft 6, Weather: Fine, Rail Position: +5m

Section	Overall	1600m	1400m	1200m	1000m	800m	600m	400m	200m				
Section Times	1:51.73 [5] (0:14.79)	1:36.94 [10] (0:11.89)	1:25.05 [10] (0:12.19)	1:12.86 [9] (0:12.29)	1:00.57 [7] (0:12.60)	0:47.97 [7] (0:12.33)	0:35.64 [7] (0:12.10)	0:23.54 [7] (0:11.65)	0:11.89 [6] (0:11.89)				
Average Speed [km/h]	48.8	60.4	59.2	58.5	57.2	58.9	60.2	61.9	60.6				
Top Speed [km/h]	61.0	61.7	61.0	59.5	59.4	59.4	61.8	63.2	62.1				
Avg. Dist. to Rail [m]	4.6	0.6	0.4	0.9	0.2	1.2	2.2	6.1	5.7				
Avg. Stride Freq. [Hz]	2.3	2.4	2.3	2.3	2.3	2.3	2.3	2.4	2.4				
Avg. Stride Length [m]	5.9	7.0	7.1	7.2	7.1	7.2	7.3	7.3	7.1				



- [ ] Ranking at each section and finish
- .-.- No data available at this section
- NA No data available



Horse/Jockey Name	Prospettiva
Final Rank	6
Fastest Section Time (Section)	0:11.87 (1600m)
Top Speed [km/h] (Section)	64.3 (Overall)
Race State	Finished



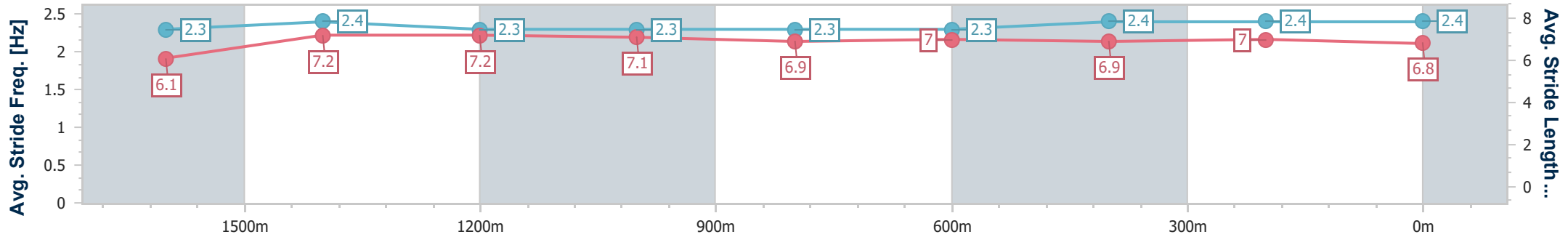
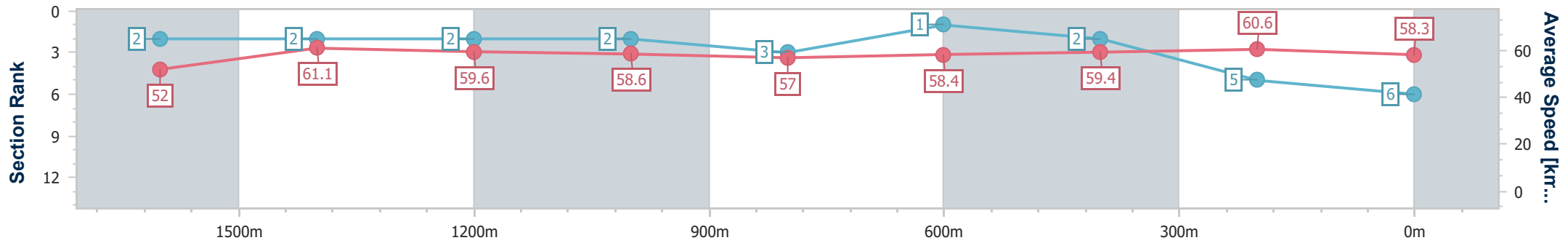
Sunshine Coast QLD Professional  
Race 5: BARRIER REEF POOLS RATINGS BAND 0 - 58  
Handicap - 1800m



31 December 2023 - 16:55

Track Rating: Soft 6, Weather: Fine, Rail Position: +5m

Section	Overall	1600m	1400m	1200m	1000m	800m	600m	400m	200m				
Section Times	1:52.01 [6] (0:13.95)	1:38.06 [2] (0:11.87)	1:26.19 [2] (0:12.11)	1:14.08 [2] (0:12.33)	1:01.75 [2] (0:12.71)	0:49.04 [3] (0:12.49)	0:36.55 [1] (0:12.27)	0:24.28 [2] (0:11.90)	0:12.38 [5] (0:12.38)				
Average Speed [km/h]	52.0	61.1	59.6	58.6	57.0	58.4	59.4	60.6	58.3				
Top Speed [km/h]	64.3	64.2	60.5	59.5	58.1	59.2	60.8	61.3	60.3				
Avg. Dist. to Rail [m]	6.6	1.5	1.7	2.1	2.3	2.2	2.6	5.0	5.1				
Avg. Stride Freq. [Hz]	2.3	2.4	2.3	2.3	2.3	2.3	2.4	2.4	2.4				
Avg. Stride Length [m]	6.1	7.2	7.2	7.1	6.9	7.0	6.9	7.0	6.8				



- [ ] Ranking at each section and finish
- .-.- No data available at this section
- NA No data available





Horse/Jockey Name	Sheza Sniper
Final Rank	7
Fastest Section Time (Section)	0:11.73 (400m)
Top Speed [km/h] (Section)	63.3 (1600m)
Race State	Finished



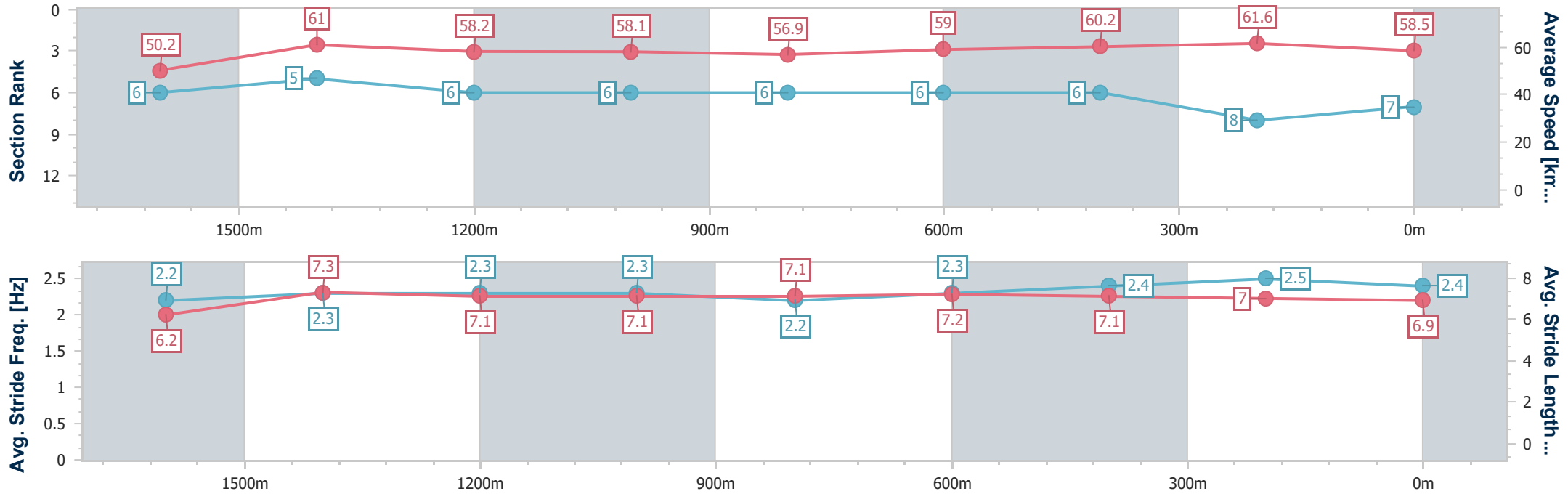
Sunshine Coast QLD Professional  
Race 5: BARRIER REEF POOLS RATINGS BAND 0 - 58  
Handicap - 1800m



31 December 2023 - 16:55

Track Rating: Soft 6, Weather: Fine, Rail Position: +5m

Section	Overall	1600m	1400m	1200m	1000m	800m	600m	400m	200m			
Section Times	1:52.17 [7] (0:14.30)	1:37.87 [6] (0:11.81)	1:26.06 [5] (0:12.44)	1:13.62 [6] (0:12.41)	1:01.21 [6] (0:12.60)	0:48.61 [6] (0:12.37)	0:36.24 [6] (0:12.22)	0:24.02 [6] (0:11.73)	0:12.29 [8] (0:12.29)			
Average Speed [km/h]	50.2	61.0	58.2	58.1	56.9	59.0	60.2	61.6	58.5			
Top Speed [km/h]	60.9	63.3	60.8	59.4	58.7	60.2	61.4	62.4	60.2			
Avg. Dist. to Rail [m]	1.4	0.9	1.4	1.7	0.3	1.9	3.9	7.5	6.0			
Avg. Stride Freq. [Hz]	2.2	2.3	2.3	2.3	2.2	2.3	2.4	2.5	2.4			
Avg. Stride Length [m]	6.2	7.3	7.1	7.1	7.1	7.2	7.1	7.0	6.9			



- [ ] Ranking at each section and finish
- .-.- No data available at this section
- NA No data available



Horse/Jockey Name	Sock'emsid
Final Rank	8
Fastest Section Time (Section)	0:11.75 (1600m)
Top Speed [km/h] (Section)	63.1 (1600m)
Race State	Finished



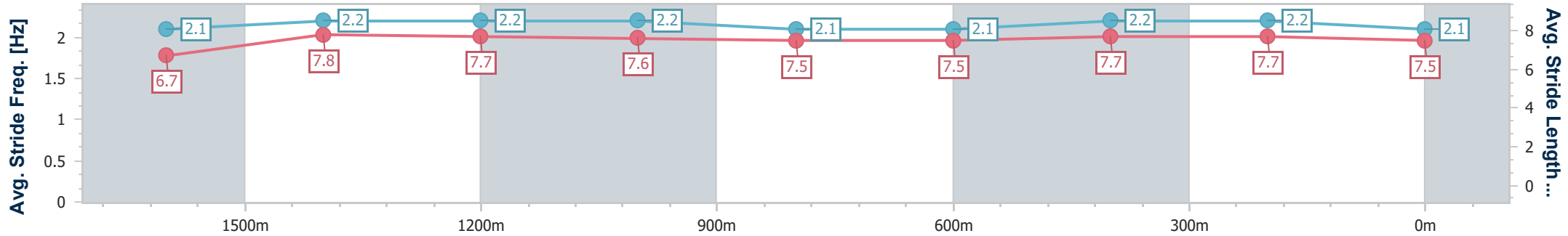
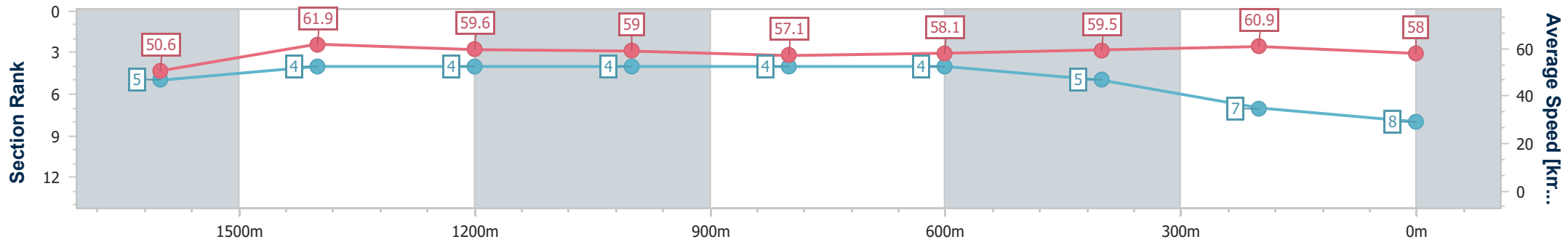
Sunshine Coast QLD Professional  
Race 5: BARRIER REEF POOLS RATINGS BAND 0 - 58  
Handicap - 1800m



31 December 2023 - 16:55

Track Rating: Soft 6, Weather: Fine, Rail Position: +5m

Section	Overall	1600m	1400m	1200m	1000m	800m	600m	400m	200m
Section Times	1:52.23 [8] (0:14.30)	1:37.93 [5] (0:11.75)	1:26.18 [4] (0:12.12)	1:14.06 [4] (0:12.25)	1:01.81 [4] (0:12.68)	0:49.13 [4] (0:12.60)	0:36.53 [4] (0:12.28)	0:24.25 [5] (0:11.86)	0:12.39 [7] (0:12.39)
Average Speed [km/h]	50.6	61.9	59.6	59.0	57.1	58.1	59.5	60.9	58.0
Top Speed [km/h]	61.6	63.1	62.2	59.7	58.2	59.3	60.2	61.1	60.2
Avg. Dist. to Rail [m]	5.4	2.3	2.3	2.9	2.0	2.9	3.0	3.8	1.7
Avg. Stride Freq. [Hz]	2.1	2.2	2.2	2.2	2.1	2.1	2.2	2.2	2.1
Avg. Stride Length [m]	6.7	7.8	7.7	7.6	7.5	7.5	7.7	7.7	7.5



- [ ] Ranking at each section and finish
- .-.- No data available at this section
- NA No data available



Horse/Jockey Name	Seeking Guidance
Final Rank	9
Fastest Section Time (Section)	0:11.50 (400m)
Top Speed [km/h] (Section)	63.7 (400m)
Race State	Finished



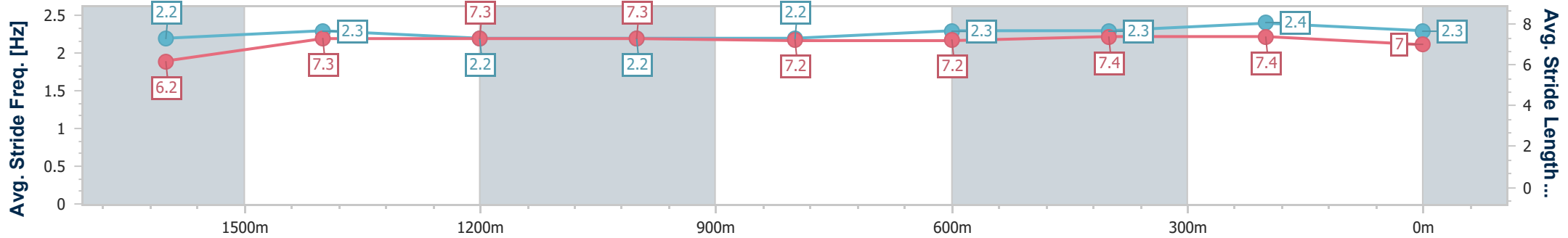
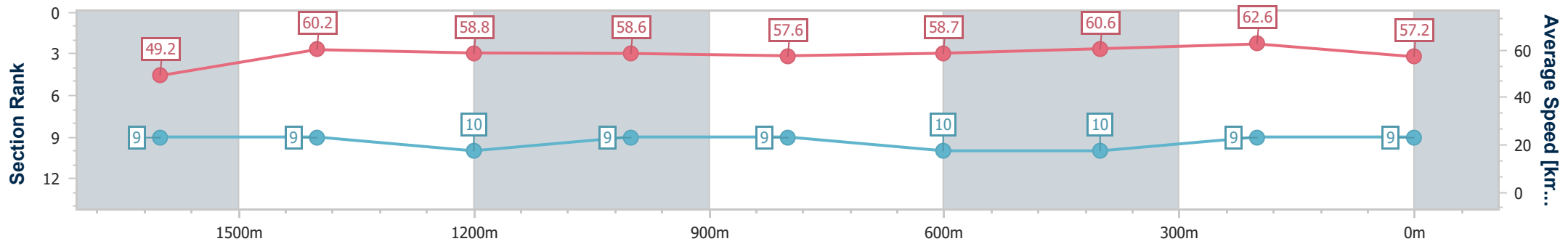
Sunshine Coast QLD Professional  
Race 5: BARRIER REEF POOLS RATINGS BAND 0 - 58  
Handicap - 1800m



31 December 2023 - 16:55

Track Rating: Soft 6, Weather: Fine, Rail Position: +5m

Section	Overall	1600m	1400m	1200m	1000m	800m	600m	400m	200m				
Section Times	1:52.54 [9] (0:14.63)	1:37.91 [9] (0:12.01)	1:25.90 [9] (0:12.27)	1:13.63 [10] (0:12.34)	1:01.29 [9] (0:12.59)	0:48.70 [9] (0:12.47)	0:36.23 [10] (0:12.16)	0:24.07 [10] (0:11.50)	0:12.57 [9] (0:12.57)				
Average Speed [km/h]	49.2	60.2	58.8	58.6	57.6	58.7	60.6	62.6	57.2				
Top Speed [km/h]	59.7	61.8	60.6	60.2	60.0	60.5	62.0	63.7	61.5				
Avg. Dist. to Rail [m]	2.9	1.0	1.6	2.9	2.4	3.2	3.5	4.7	5.9				
Avg. Stride Freq. [Hz]	2.2	2.3	2.2	2.2	2.2	2.3	2.3	2.4	2.3				
Avg. Stride Length [m]	6.2	7.3	7.3	7.3	7.2	7.2	7.4	7.4	7.0				



- [ ] Ranking at each section and finish
- .-.- No data available at this section
- NA No data available



Horse/Jockey Name	Star Chance
Final Rank	10
Fastest Section Time (Section)	0:11.71 (400m)
Top Speed [km/h] (Section)	62.8 (400m)
Race State	Finished



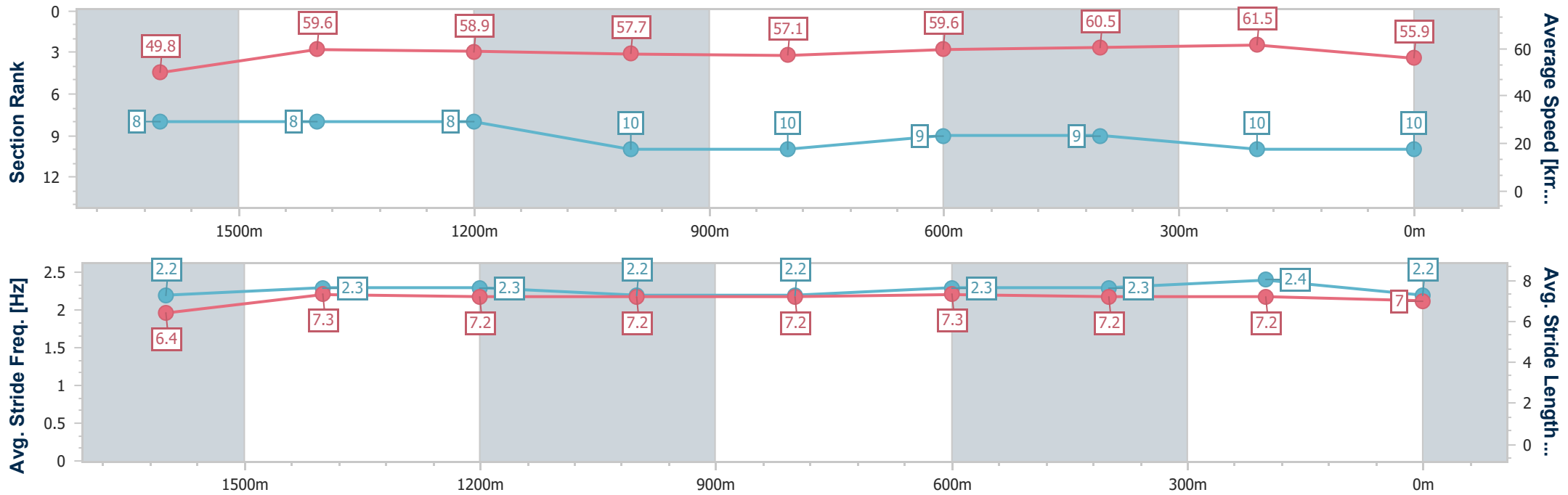
Sunshine Coast QLD Professional  
Race 5: BARRIER REEF POOLS RATINGS BAND 0 - 58  
Handicap - 1800m



31 December 2023 - 16:55

Track Rating: Soft 6, Weather: Fine, Rail Position: +5m

Section	Overall	1600m	1400m	1200m	1000m	800m	600m	400m	200m				
Section Times	1:53.06 [10] (0:14.46)	1:38.60 [8] (0:12.06)	1:26.54 [8] (0:12.34)	1:14.20 [8] (0:12.50)	1:01.70 [10] (0:12.69)	0:49.01 [10] (0:12.26)	0:36.75 [9] (0:12.14)	0:24.61 [9] (0:11.71)	0:12.90 [10] (0:12.90)				
Average Speed [km/h]	49.8	59.6	58.9	57.7	57.1	59.6	60.5	61.5	55.9				
Top Speed [km/h]	59.6	61.0	62.0	58.7	58.7	60.5	62.5	62.8	60.3				
Avg. Dist. to Rail [m]	2.5	1.3	3.2	4.0	3.1	2.1	3.7	8.6	8.1				
Avg. Stride Freq. [Hz]	2.2	2.3	2.3	2.2	2.2	2.3	2.3	2.4	2.2				
Avg. Stride Length [m]	6.4	7.3	7.2	7.2	7.2	7.3	7.2	7.2	7.0				



- [ ] Ranking at each section and finish
- .-.- No data available at this section
- NA No data available