



# Sunshine Coast QLD Professional

## Race 7: BUTLER MCDERMOTT LAWYERS Class 1 Handicap - 1200m

31 December 2023 - 18:02



Track Rating: Soft 6, Weather: Fine, Rail Position: +5m

Section		Overall	1000m	800m	600m	400m	200m	Last 600m					
Field Times		1:11.87 (0:13.48)	0:58.39 (0:10.95)	0:47.44 (0:11.47)	0:35.97 (0:11.98)	0:23.99 (0:11.57)	0:12.42 (0:12.42)	0:35.97					
Rank	TAB Horse/Jockey	Barrier	Top Speed [km/h]	Fastest Section	Margin							Distance Travelled [m]	
1	5 JUKEBOX GLOW Robbie Dolan	6	66.6 1000m	0:11.21 1000m	1:11.87 [1] (0:13.56)	0:58.31 [3] (0:11.21)	0:47.10 [5] (0:11.61)	0:35.49 [5] (0:11.68)	0:23.81 [5] (0:11.39)	0:12.42 [1] (0:12.42)	1:11.87	0:35.49	
2	7 FIRE LOVE Casey Waddell	14	66.4 1000m	0:11.05 1000m	1:12.10 [2] (0:13.59)	0:58.51 [4] (0:11.05)	0:47.46 [3] (0:11.42)	0:36.04 [3] (0:11.90)	0:24.14 [2] (0:11.62)	0:12.52 [2] (0:12.52)	1.3L	0:36.04	+1
3	8 ALLOW ME Mark Du Plessis	8	66.3 1000m	0:11.10 1000m	1:12.12 [3] (0:14.02)	0:58.10 [7] (0:11.10)	0:47.00 [7] (0:11.52)	0:35.48 [7] (0:11.68)	0:23.80 [6] (0:11.54)	0:12.26 [4] (0:12.26)	1.4L	0:35.48	-6
4	4 PRIVATE TENDER Jag Guthmann-Chester	12	67.3 1000m	0:10.99 1000m	1:12.95 [4] (0:13.53)	0:59.42 [2] (0:10.99)	0:48.43 [2] (0:11.52)	0:36.91 [2] (0:11.96)	0:24.95 [4] (0:11.91)	0:13.04 [5] (0:13.04)	6.2L	0:36.91	+0
5	9 FIREBIRD TWO Morgan Butler	3	67.4 1000m	0:11.00 1000m	1:13.32 [5] (0:13.68)	0:59.64 [5] (0:11.00)	0:48.64 [4] (0:11.52)	0:37.12 [4] (0:11.77)	0:25.35 [3] (0:11.88)	0:13.47 [3] (0:13.47)	8.2L	0:37.12	-8
6	13 ROAR HIDE Olivia Kendal	1	66.4 1000m	0:10.95 1000m	1:13.46 [6] (0:13.48)	0:59.98 [1] (0:10.95)	0:49.03 [1] (0:11.47)	0:37.56 [1] (0:11.98)	0:25.58 [1] (0:12.05)	0:13.53 [6] (0:13.53)	9L	0:37.56	-4
7	14 THE STORM Taylor Marshall	9	65.6 1000m	0:11.24 1000m	1:14.20 [7] (0:13.76)	1:00.44 [6] (0:11.24)	0:49.20 [6] (0:11.52)	0:37.68 [6] (0:11.82)	0:25.86 [7] (0:11.95)	0:13.91 [7] (0:13.91)	13.3L	0:37.68	+0

Scratched: Tattle (#12), Smart Recognition (#2), Secret Statement (#3), Seiryu (#11), Shades Of Louvre (#10), Snow Boum (#6), Addriel (#1)

[ ] Ranking at each section and finish  
 -:-:- No data available at this section  
 NA No data available

SCN Saddle cloth number  
 DNF Did not finish  
 DNT Did not track



Horse/Jockey Name	Jukebox Glow
Final Rank	1
Fastest Section Time (Section)	0:11.21 (1000m)
Top Speed [km/h] (Section)	66.6 (1000m)
Race State	Finished



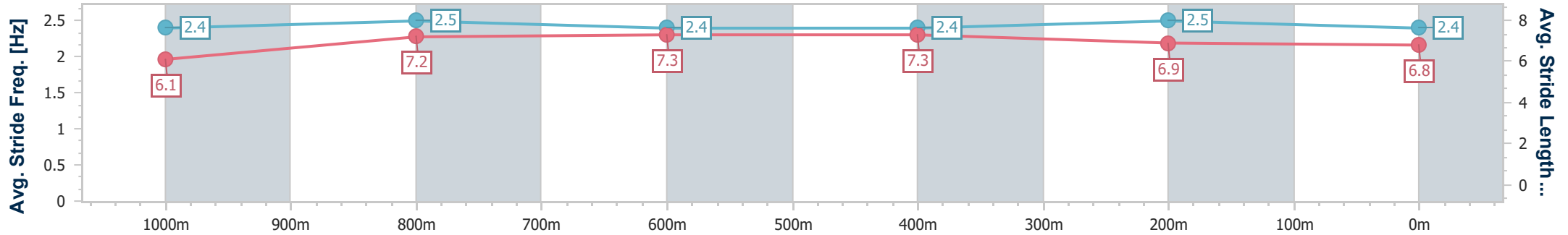
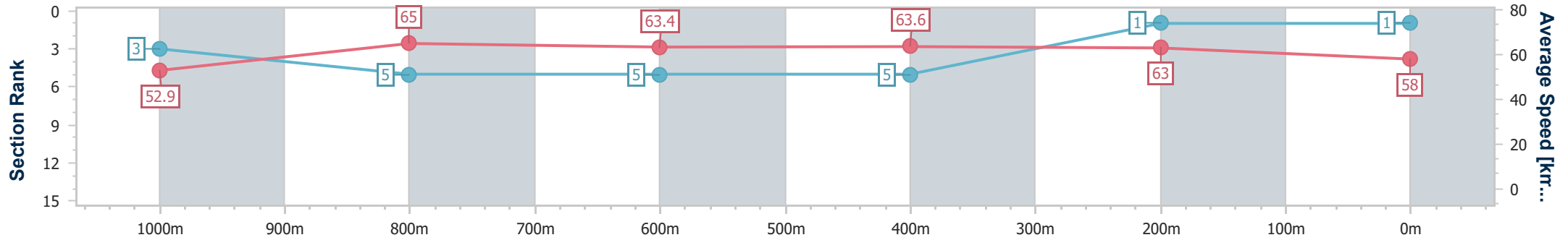
Sunshine Coast QLD Professional  
Race 7: BUTLER MCDERMOTT LAWYERS Class 1 Handicap - 1200m



31 December 2023 - 18:02

Track Rating: Soft 6, Weather: Fine, Rail Position: +5m

Section	Overall	1000m	800m	600m	400m	200m
Section Times	1:11.87 [1] (0:13.56)	0:58.31 [3] (0:11.21)	0:47.10 [5] (0:11.61)	0:35.49 [5] (0:11.68)	0:23.81 [5] (0:11.39)	0:12.42 [1] (0:12.42)
Average Speed [km/h]	52.9	65.0	63.4	63.6	63.0	58.0
Top Speed [km/h]	65.1	66.6	64.4	64.5	64.7	61.6
Avg. Dist. to Rail [m]	2.4	2.6	4.0	5.3	6.7	3.8
Avg. Stride Freq. [Hz]	2.4	2.5	2.4	2.4	2.5	2.4
Avg. Stride Length [m]	6.1	7.2	7.3	7.3	6.9	6.8



- [ ] Ranking at each section and finish
- .-.- No data available at this section
- NA No data available



Horse/Jockey Name	Fire Love
Final Rank	2
Fastest Section Time (Section)	0:11.05 (1000m)
Top Speed [km/h] (Section)	66.4 (1000m)
Race State	Finished



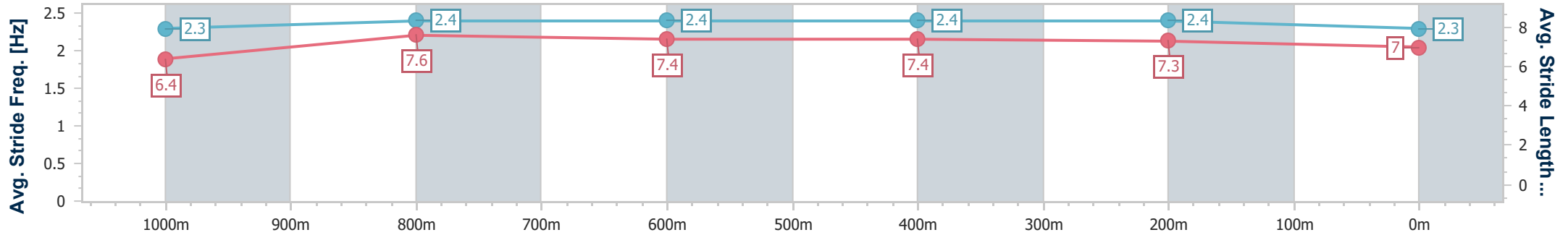
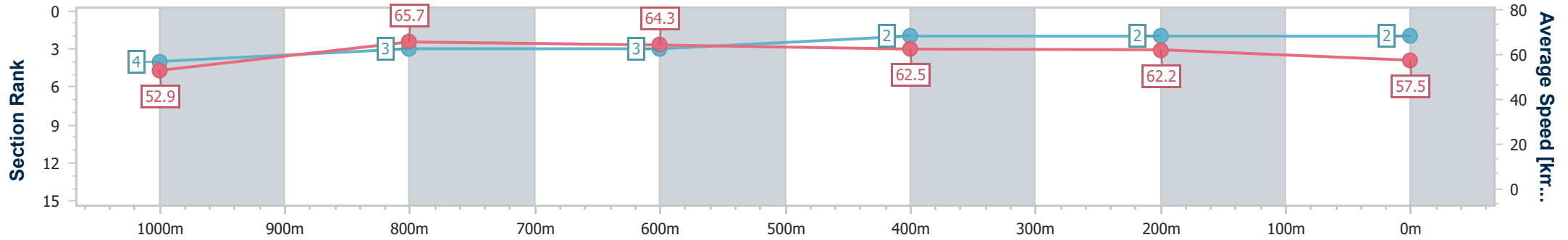
Sunshine Coast QLD Professional  
Race 7: BUTLER MCDERMOTT LAWYERS Class 1 Handicap - 1200m



31 December 2023 - 18:02

Track Rating: Soft 6, Weather: Fine, Rail Position: +5m

Section	Overall	1000m	800m	600m	400m	200m
Section Times	1:12.10 [2] (0:13.59)	0:58.51 [4] (0:11.05)	0:47.46 [3] (0:11.42)	0:36.04 [3] (0:11.90)	0:24.14 [2] (0:11.62)	0:12.52 [2] (0:12.52)
Average Speed [km/h]	52.9	65.7	64.3	62.5	62.2	57.5
Top Speed [km/h]	65.9	66.4	65.8	64.2	62.9	59.9
Avg. Dist. to Rail [m]	4.8	2.2	3.7	6.2	6.8	4.5
Avg. Stride Freq. [Hz]	2.3	2.4	2.4	2.4	2.4	2.3
Avg. Stride Length [m]	6.4	7.6	7.4	7.4	7.3	7.0



- [ ] Ranking at each section and finish
- .-.- No data available at this section
- NA No data available



Horse/Jockey Name	Allow Me
Final Rank	3
Fastest Section Time (Section)	0:11.10 (1000m)
Top Speed [km/h] (Section)	66.3 (1000m)
Race State	Finished



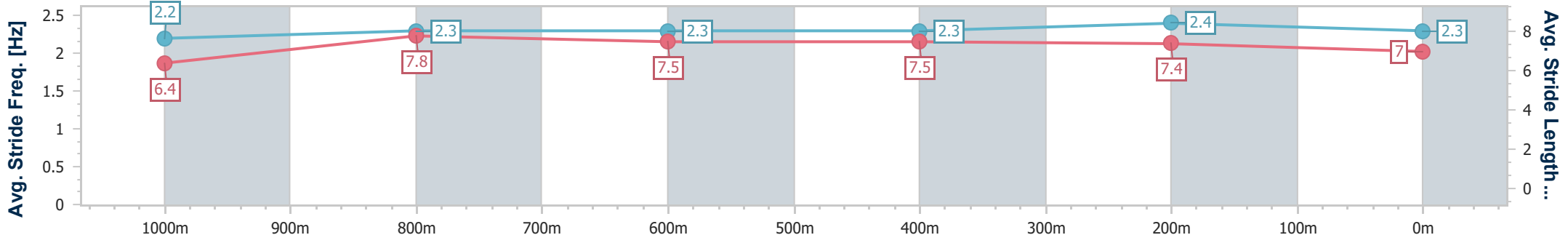
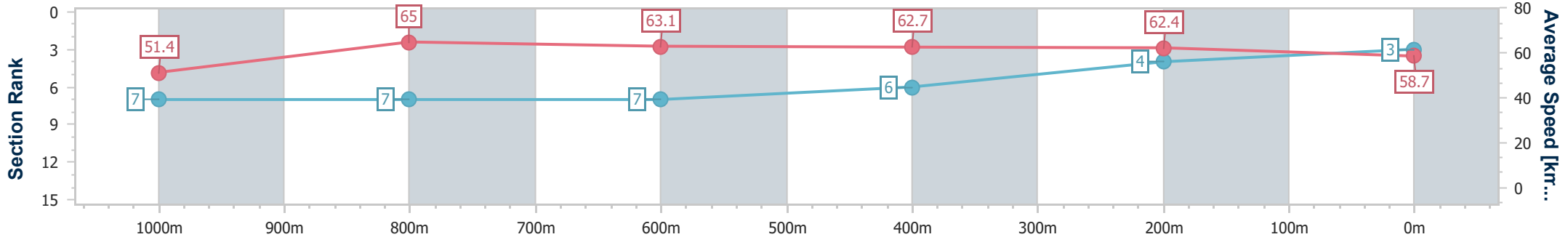
Sunshine Coast QLD Professional  
Race 7: BUTLER MCDERMOTT LAWYERS Class 1 Handicap - 1200m



31 December 2023 - 18:02

Track Rating: Soft 6, Weather: Fine, Rail Position: +5m

Section	Overall	1000m	800m	600m	400m	200m
Section Times	1:12.12 [3] (0:14.02)	0:58.10 [7] (0:11.10)	0:47.00 [7] (0:11.52)	0:35.48 [7] (0:11.68)	0:23.80 [6] (0:11.54)	0:12.26 [4] (0:12.26)
Average Speed [km/h]	51.4	65.0	63.1	62.7	62.4	58.7
Top Speed [km/h]	65.9	66.3	65.1	65.1	63.2	61.1
Avg. Dist. to Rail [m]	1.8	0.4	2.0	2.8	7.4	7.1
Avg. Stride Freq. [Hz]	2.2	2.3	2.3	2.3	2.4	2.3
Avg. Stride Length [m]	6.4	7.8	7.5	7.5	7.4	7.0



- [ ] Ranking at each section and finish
- .-.- No data available at this section
- NA No data available



Horse/Jockey Name	Private Tender
Final Rank	4
Fastest Section Time (Section)	0:10.99 (1000m)
Top Speed [km/h] (Section)	67.3 (1000m)
Race State	Finished



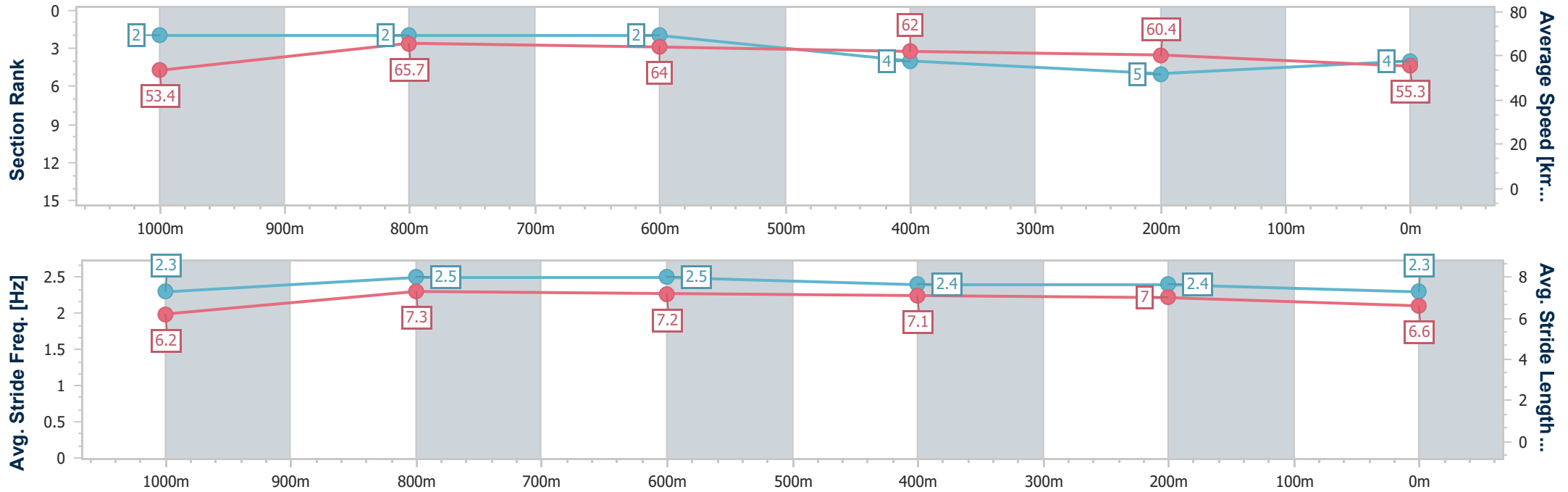
Sunshine Coast QLD Professional  
Race 7: BUTLER MCDERMOTT LAWYERS Class 1 Handicap - 1200m



31 December 2023 - 18:02

Track Rating: Soft 6, Weather: Fine, Rail Position: +5m

Section	Overall	1000m	800m	600m	400m	200m
Section Times	1:12.95 [4] (0:13.53)	0:59.42 [2] (0:10.99)	0:48.43 [2] (0:11.52)	0:36.91 [2] (0:11.96)	0:24.95 [4] (0:11.91)	0:13.04 [5] (0:13.04)
Average Speed [km/h]	53.4	65.7	64.0	62.0	60.4	55.3
Top Speed [km/h]	66.9	67.3	64.7	63.4	62.5	59.1
Avg. Dist. to Rail [m]	2.9	1.1	3.7	5.3	7.5	6.4
Avg. Stride Freq. [Hz]	2.3	2.5	2.5	2.4	2.4	2.3
Avg. Stride Length [m]	6.2	7.3	7.2	7.1	7.0	6.6



- [ ] Ranking at each section and finish
- .-.- No data available at this section
- NA No data available



Horse/Jockey Name	Firebird Two
Final Rank	5
Fastest Section Time (Section)	0:11.00 (1000m)
Top Speed [km/h] (Section)	67.4 (1000m)
Race State	Finished



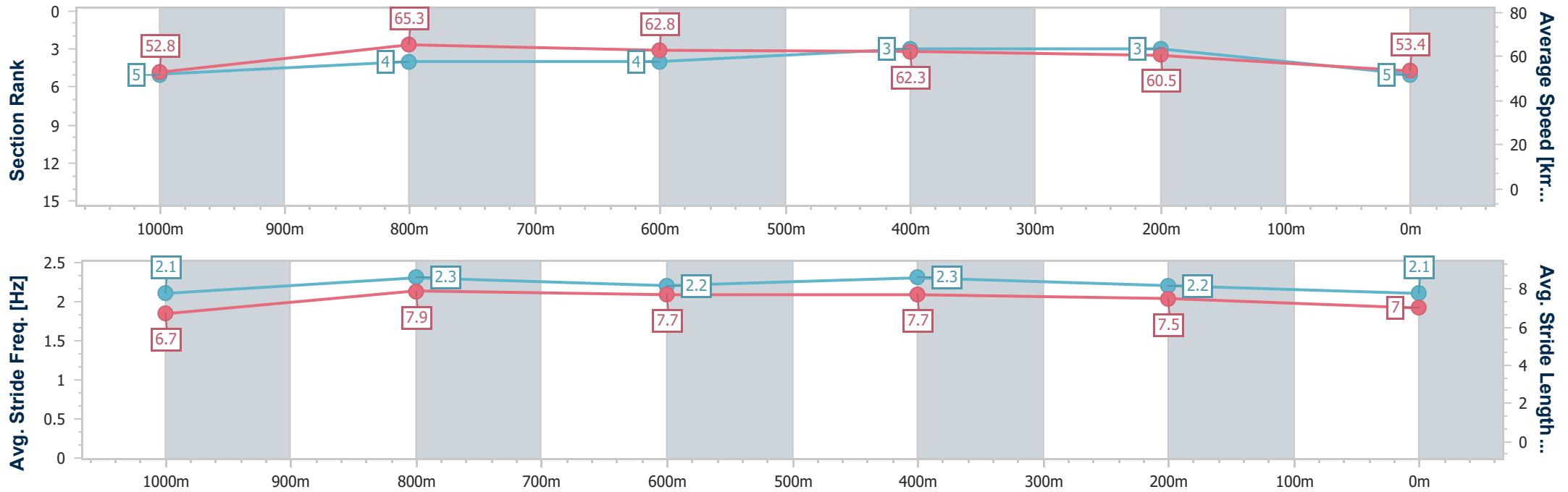
Sunshine Coast QLD Professional  
Race 7: BUTLER MCDERMOTT LAWYERS Class 1 Handicap - 1200m



31 December 2023 - 18:02

Track Rating: Soft 6, Weather: Fine, Rail Position: +5m

Section	Overall	1000m	800m	600m	400m	200m
Section Times	1:13.32 [5] (0:13.68)	0:59.64 [5] (0:11.00)	0:48.64 [4] (0:11.52)	0:37.12 [4] (0:11.77)	0:25.35 [3] (0:11.88)	0:13.47 [3] (0:13.47)
Average Speed [km/h]	52.8	65.3	62.8	62.3	60.5	53.4
Top Speed [km/h]	65.1	67.4	63.7	63.0	62.1	58.1
Avg. Dist. to Rail [m]	0.8	1.1	1.2	2.9	3.3	3.0
Avg. Stride Freq. [Hz]	2.1	2.3	2.2	2.3	2.2	2.1
Avg. Stride Length [m]	6.7	7.9	7.7	7.7	7.5	7.0



- [ ] Ranking at each section and finish
- .-.- No data available at this section
- NA No data available



Horse/Jockey Name	Roar Hide
Final Rank	6
Fastest Section Time (Section)	0:10.95 (1000m)
Top Speed [km/h] (Section)	66.4 (1000m)
Race State	Finished



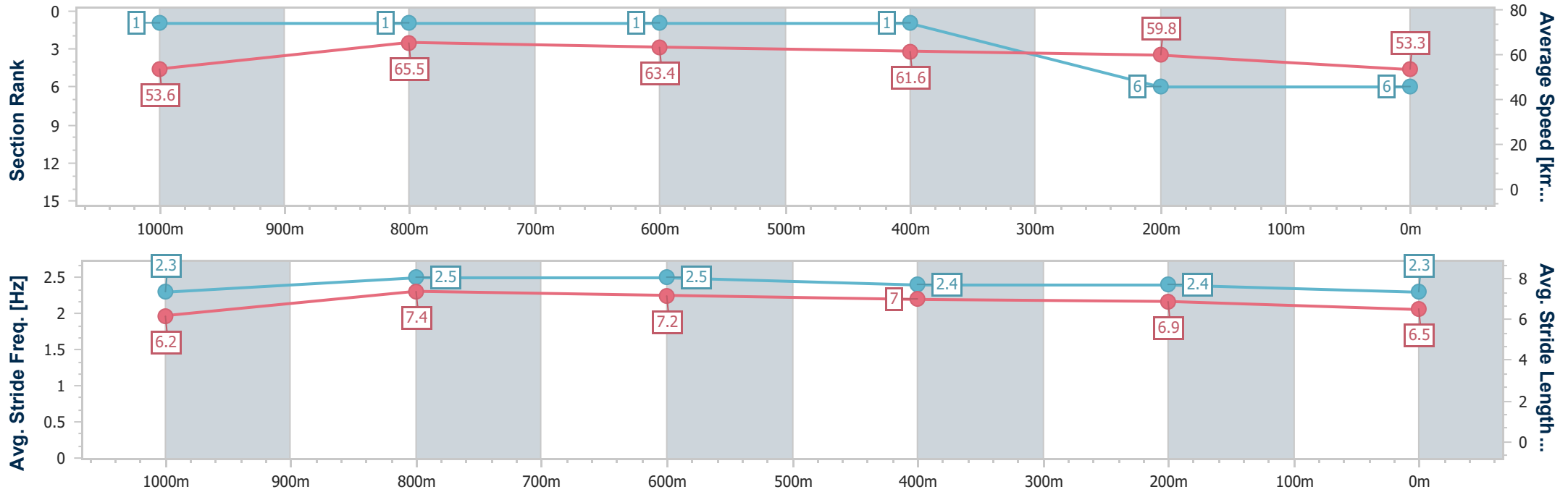
Sunshine Coast QLD Professional  
 Race 7: BUTLER MCDERMOTT LAWYERS Class 1 Handicap - 1200m



31 December 2023 - 18:02

Track Rating: Soft 6, Weather: Fine, Rail Position: +5m

Section	Overall	1000m	800m	600m	400m	200m
Section Times	1:13.46 [6] (0:13.48)	0:59.98 [1] (0:10.95)	0:49.03 [1] (0:11.47)	0:37.56 [1] (0:11.98)	0:25.58 [1] (0:12.05)	0:13.53 [6] (0:13.53)
Average Speed [km/h]	53.6	65.5	63.4	61.6	59.8	53.3
Top Speed [km/h]	65.8	66.4	64.8	63.7	61.5	57.6
Avg. Dist. to Rail [m]	0.8	0.5	1.8	4.6	5.4	4.7
Avg. Stride Freq. [Hz]	2.3	2.5	2.5	2.4	2.4	2.3
Avg. Stride Length [m]	6.2	7.4	7.2	7.0	6.9	6.5



- [ ] Ranking at each section and finish
- .-.- No data available at this section
- NA No data available



Horse/Jockey Name	The Storm
Final Rank	7
Fastest Section Time (Section)	0:11.24 (1000m)
Top Speed [km/h] (Section)	65.6 (1000m)
Race State	Finished



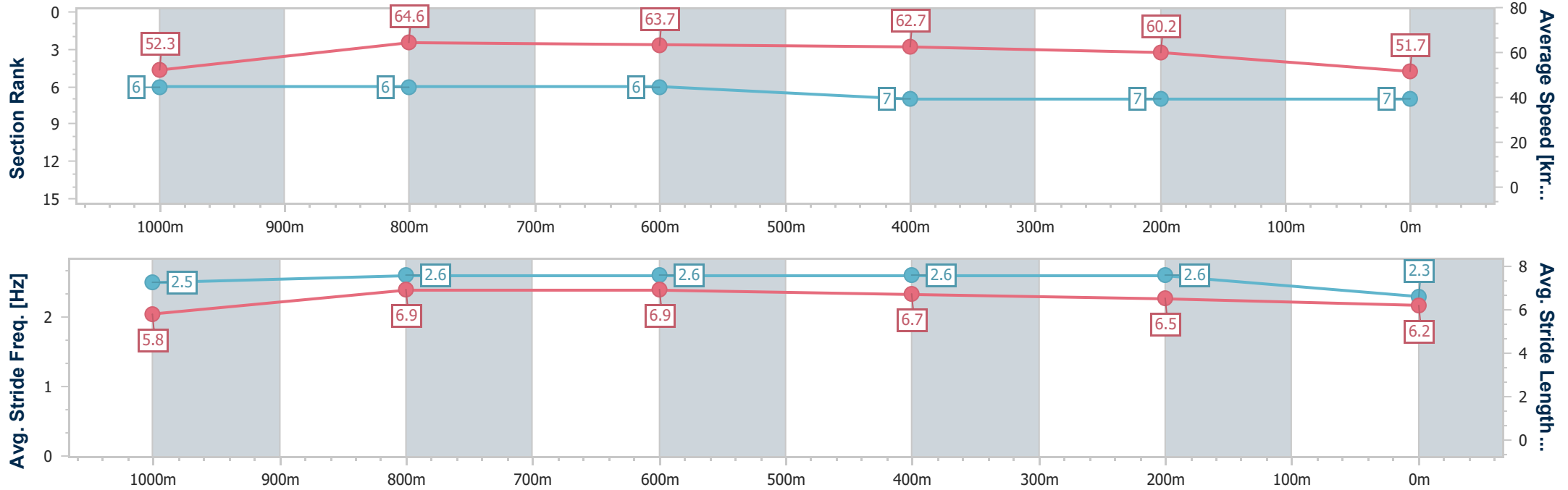
Sunshine Coast QLD Professional  
Race 7: BUTLER MCDERMOTT LAWYERS Class 1 Handicap - 1200m



31 December 2023 - 18:02

Track Rating: Soft 6, Weather: Fine, Rail Position: +5m

Section	Overall	1000m	800m	600m	400m	200m
Section Times	1:14.20 [7] (0:13.76)	1:00.44 [6] (0:11.24)	0:49.20 [6] (0:11.52)	0:37.68 [6] (0:11.82)	0:25.86 [7] (0:11.95)	0:13.91 [7] (0:13.91)
Average Speed [km/h]	52.3	64.6	63.7	62.7	60.2	51.7
Top Speed [km/h]	62.9	65.6	65.4	64.6	62.7	56.5
Avg. Dist. to Rail [m]	4.0	2.0	3.3	5.2	8.0	5.4
Avg. Stride Freq. [Hz]	2.5	2.6	2.6	2.6	2.6	2.3
Avg. Stride Length [m]	5.8	6.9	6.9	6.7	6.5	6.2



- [ ] Ranking at each section and finish
- .-.- No data available at this section
- NA No data available