



Sunshine Coast QLD Professional

Race 8: TAB BENCHMARK 58 Handicap - 1400m

31 December 2023 - 18:33



Track Rating: Soft 6, Weather: Fine, Rail Position: +5m

Section											Last 600m		
Field Times											0:36.70		
					Overall	1200m	1000m	800m	600m	400m			
					1:25.83 (0:13.96)	1:11.87 (0:11.10)	1:00.77 (0:11.60)	0:49.17 (0:12.47)	0:36.70 (0:12.49)	0:24.21 (0:12.04)			
Rank	TAB	Horse/Jockey	Barrier	Top Speed [km/h]	Fastest Section							Distance Travelled [m]	
1	11	YAMUMZA Luke Tarrant	2	65.1 1200m	0:11.28 1200m	1:25.83 [1] (0:14.11)	1:11.72 [5] (0:11.28)	1:00.44 [5] (0:11.77)	0:48.67 [5] (0:12.56)	0:36.11 [5] (0:12.34)	0:23.77 [4] (0:11.60)	0:36.11	
2	5	GOLLY HUTT Jaden Lloyd	8	64.9 Overall	0:11.43 1200m	1:25.95 [2] (0:14.11)	1:11.84 [6] (0:11.43)	1:00.41 [6] (0:11.78)	0:48.63 [6] (0:12.60)	0:36.03 [6] (0:12.32)	0:23.71 [7] (0:11.61)	0:36.03	-1
3	9	ATLANTIC ROYAL Mark Du Plessis	10	64.1 1200m	0:11.37 1200m	1:26.08 [3] (0:14.53)	1:11.55 [10] (0:11.37)	1:00.18 [10] (0:11.94)	0:48.24 [9] (0:12.32)	0:35.92 [9] (0:12.25)	0:23.67 [9] (0:11.48)	0:35.92	+6
4	1	MISTER HEMSWORTH James Orman	17	64.4 1200m	0:11.36 1200m	1:26.12 [4] (0:14.37)	1:11.75 [9] (0:11.36)	1:00.39 [8] (0:11.97)	0:48.42 [8] (0:12.30)	0:36.12 [8] (0:12.36)	0:23.76 [8] (0:11.47)	0:36.12	+3
5	13	PARISIAN LADY Robbie Dolan	12	63.4 1200m	0:11.59 1200m	1:26.46 [5] (0:14.71)	1:11.75 [12] (0:11.59)	1:00.16 [13] (0:12.16)	0:48.00 [13] (0:12.02)	0:35.98 [13] (0:12.13)	0:23.85 [11] (0:11.59)	0:35.98	-1
6	8	LIVINGSTONES Wanderson D'Avila	3	64.2 1200m	0:11.38 1200m	1:26.70 [6] (0:14.28)	1:12.42 [7] (0:11.38)	1:01.04 [7] (0:11.94)	0:49.10 [7] (0:12.32)	0:36.78 [7] (0:12.23)	0:24.55 [5] (0:11.88)	0:36.78	-3
7	18	BAMBALAM Nathan Thomas	13	65.6 1200m	0:11.09 1200m	1:26.87 [7] (0:14.04)	1:12.83 [3] (0:11.09)	1:01.74 [3] (0:11.87)	0:49.87 [4] (0:12.41)	0:37.46 [3] (0:12.52)	0:24.94 [2] (0:12.11)	0:37.46	-1
8	3	ALATAR Tiffani Brooker	18	65.1 1200m	0:11.13 1200m	1:26.89 [8] (0:13.96)	1:12.93 [1] (0:11.13)	1:01.80 [2] (0:11.60)	0:50.20 [2] (0:12.44)	0:37.76 [1] (0:12.49)	0:25.27 [1] (0:12.26)	0:37.76	+0
9	17	BIRKIN BLACK Samantha Collett	9	63.5 1200m	0:11.54 400m	1:26.90 [9] (0:14.58)	1:12.32 [11] (0:11.58)	1:00.74 [11] (0:12.16)	0:48.58 [12] (0:12.13)	0:36.45 [12] (0:12.34)	0:24.11 [13] (0:11.54)	0:36.45	+0
10	4	DARCHINIAN Morgan Butler	4	64.1 1200m	0:11.44 1200m	1:27.13 [10] (0:14.76)	1:12.37 [13] (0:11.44)	1:00.93 [12] (0:12.06)	0:48.87 [11] (0:12.19)	0:36.68 [11] (0:12.27)	0:24.41 [12] (0:11.87)	0:36.68	-3

Scratched: Sassy Choice (#16), Tequila Nights (#2), Strike The Night (#14), Jukebox In Siberia (#7), Says Who (#15), Top Babe (#10)

[] Ranking at each section and finish
 -:-:- No data available at this section
 NA No data available

SCN Saddle cloth number
 DNF Did not finish
 DNT Did not track



Sunshine Coast QLD Professional
Race 8: TAB BENCHMARK 58 Handicap - 1400m
31 December 2023 - 18:33



Track Rating: Soft 6, Weather: Fine, Rail Position: +5m

Section		Overall	1200m	1000m	800m	600m	400m	Last 600m				
Field Times		1:25.83 (0:13.96)	1:11.87 (0:11.10)	1:00.77 (0:11.60)	0:49.17 (0:12.47)	0:36.70 (0:12.49)	0:24.21 (0:12.04)	0:36.70				
Rank	TAB Horse/Jockey	Barrier	Top Speed [km/h]	Fastest Section	Distance Travelled [m]							
11	6 CHANCE WITH WOLVES Casey Waddell	6	64.4 1200m	0:11.52 1200m	1:27.62 [11] (0:14.36)	1:13.26 [8] (0:11.52)	1:01.74 [9] (0:12.07)	0:49.67 [10] (0:12.27)	0:37.40 [10] (0:12.24)	0:25.16 [10] (0:11.96)	0:37.40	-1
12	19 MORGAN'S SMILE Olivia Kendal	1	64.6 1200m	0:11.18 1200m	1:27.70 [12] (0:14.02)	1:13.68 [2] (0:11.18)	1:02.50 [4] (0:11.79)	0:50.71 [3] (0:12.49)	0:38.22 [4] (0:12.68)	0:25.54 [6] (0:12.18)	0:38.22	-6
13	12 PEDAL TO THE METAL Todd Banks	14	66.0 1200m	0:11.01 1200m	1:28.52 [13] (0:14.05)	1:14.47 [4] (0:11.01)	1:03.46 [1] (0:11.60)	0:51.86 [1] (0:12.61)	0:39.25 [2] (0:12.67)	0:26.58 [3] (0:12.45)	0:39.25	+0

Scratched: Sassy Choice (#16), Tequila Nights (#2), Strike The Night (#14), Jukebox In Siberia (#7), Says Who (#15), Top Babe (#10)

[] Ranking at each section and finish
 -:-:-:- No data available at this section
 NA No data available

SCN Saddle cloth number
 DNF Did not finish
 DNT Did not track



Sunshine Coast QLD Professional

Race 8: TAB BENCHMARK 58 Handicap - 1400m

31 December 2023 - 18:33



Track Rating: Soft 6, Weather: Fine, Rail Position: +5m

Section							200m			Last 600m	
Field Times							0:12.17			0:36.70	
Rank	TAB	Horse/Jockey	Barrier	Top Speed [km/h]	Fastest Section	Margin				Distance Travelled [m]	
1	11	YAMUMZA Luke Tarrant	2	65.1 1200m	0:11.28 1200m	0:12.17 [1] (0:12.17)	1:25.83			0:36.11	
2	5	GOLLY HUTT Jaden Lloyd	8	64.9 Overall	0:11.43 1200m	0:12.10 [3] (0:12.10)	0.5L			0:36.03	-1
3	9	ATLANTIC ROYAL Mark Du Plessis	10	64.1 1200m	0:11.37 1200m	0:12.19 [5] (0:12.19)	1L			0:35.92	+6
4	1	MISTER HEMSWORTH James Orman	17	64.4 1200m	0:11.36 1200m	0:12.29 [2] (0:12.29)	1.2L			0:36.12	+3
5	13	PARISIAN LADY Robbie Dolan	12	63.4 1200m	0:11.59 1200m	0:12.26 [8] (0:12.26)	3.2L			0:35.98	-1
6	8	LIVINGSTONES Wanderson D'Avila	3	64.2 1200m	0:11.38 1200m	0:12.67 [6] (0:12.67)	4.5L			0:36.78	-3
7	18	BAMBALAM Nathan Thomas	13	65.6 1200m	0:11.09 1200m	0:12.83 [7] (0:12.83)	5.3L			0:37.46	-1
8	3	ALATAR Tiffani Brooker	18	65.1 1200m	0:11.13 1200m	0:13.01 [4] (0:13.01)	5.4L			0:37.76	+0
9	17	BIRKIN BLACK Samantha Collett	9	63.5 1200m	0:11.54 400m	0:12.57 [9] (0:12.57)	5.5L			0:36.45	+0
10	4	DARCHINIAN Morgan Butler	4	64.1 1200m	0:11.44 1200m	0:12.54 [13] (0:12.54)	6.8L			0:36.68	-3

Scratched: Sassy Choice (#16), Tequila Nights (#2), Strike The Night (#14), Jukebox In Siberia (#7), Says Who (#15), Top Babe (#10)

Report Created: Sun 31 December 2023 18:56 GM (Note: Timing is based on position data)

Page 3/17

[] Ranking at each section and finish
 -:-:- No data available at this section
 NA No data available

SCN Saddle cloth number
 DNF Did not finish
 DNT Did not track

data processed by TRIPLESDATA



Sunshine Coast QLD Professional
Race 8: TAB BENCHMARK 58 Handicap - 1400m
31 December 2023 - 18:33



Track Rating: Soft 6, Weather: Fine, Rail Position: +5m

Section							200m			Last 600m
Field Times							0:12.17			0:36.70
							(0:12.17)			
Rank	TAB	Horse/Jockey	Barrier	Top Speed [km/h]	Fastest Section	Margin			Distance Travelled [m]	
11	6	CHANCE WITH WOLVES	6	64.4	0:11.52	0:13.20 [12]	9.6L		0:37.40	-1
		Casey Waddell		1200m	1200m	(0:13.20)				
12	19	MORGAN'S SMILE	1	64.6	0:11.18	0:13.36 [10]	9.9L		0:38.22	-6
		Olivia Kendal		1200m	1200m	(0:13.36)				
13	12	PEDAL TO THE METAL	14	66.0	0:11.01	0:14.13 [11]	14.7L		0:39.25	+0
		Todd Banks		1200m	1200m	(0:14.13)				

Scratched: Sassy Choice (#16), Tequila Nights (#2), Strike The Night (#14), Jukebox In Siberia (#7), Says Who (#15), Top Babe (#10)



Horse/Jockey Name	Yamumza
Final Rank	1
Fastest Section Time (Section)	0:11.28 (1200m)
Top Speed [km/h] (Section)	65.1 (1200m)
Race State	Finished



Sunshine Coast QLD Professional

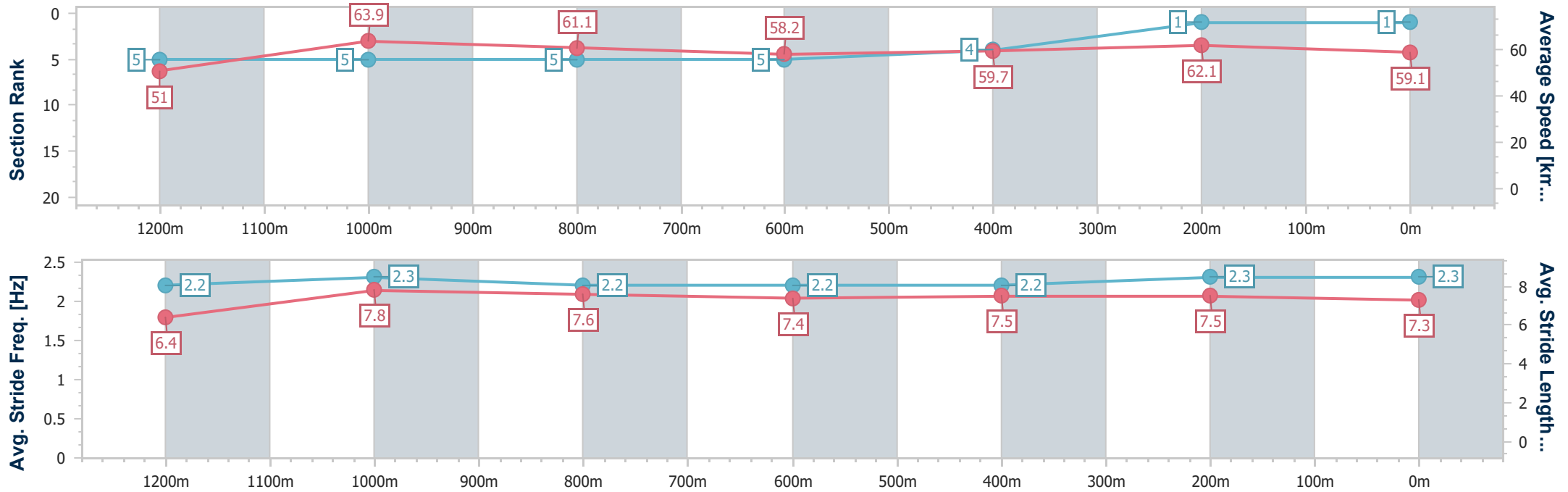
Race 8: TAB BENCHMARK 58 Handicap - 1400m

31 December 2023 - 18:33

Track Rating: Soft 6, Weather: Fine, Rail Position: +5m



Section	Overall	1200m	1000m	800m	600m	400m	200m
Section Times	1:25.83 [1] (0:14.11)	1:11.72 [5] (0:11.28)	1:00.44 [5] (0:11.77)	0:48.67 [5] (0:12.56)	0:36.11 [5] (0:12.34)	0:23.77 [4] (0:11.60)	0:12.17 [1] (0:12.17)
Average Speed [km/h]	51.0	63.9	61.1	58.2	59.7	62.1	59.1
Top Speed [km/h]	63.6	65.1	62.3	59.5	62.5	63.2	61.5
Avg. Dist. to Rail [m]	1.6	0.6	0.6	2.9	3.9	5.6	2.5
Avg. Stride Freq. [Hz]	2.2	2.3	2.2	2.2	2.2	2.3	2.3
Avg. Stride Length [m]	6.4	7.8	7.6	7.4	7.5	7.5	7.3



- [] Ranking at each section and finish
- .-.- No data available at this section
- NA No data available



Horse/Jockey Name	Golly Hutt
Final Rank	2
Fastest Section Time (Section)	0:11.43 (1200m)
Top Speed [km/h] (Section)	64.9 (Overall)
Race State	Finished



Sunshine Coast QLD Professional

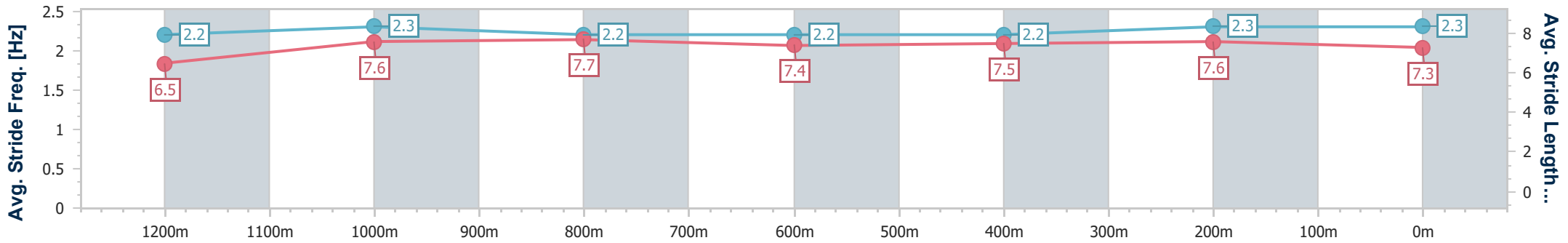
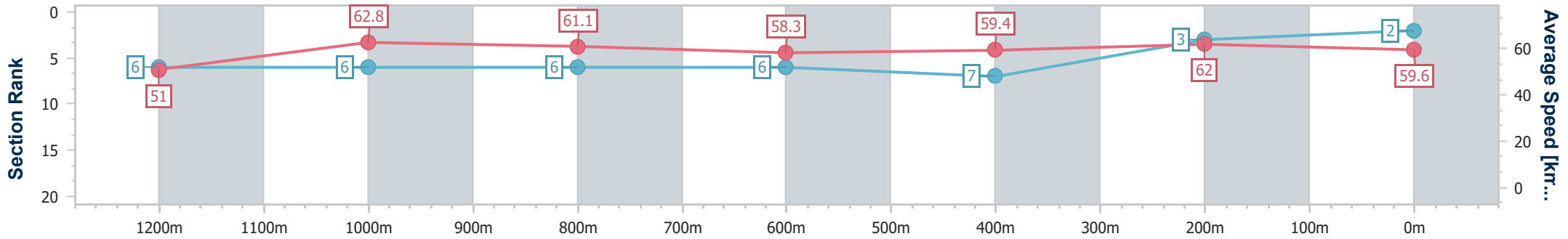
Race 8: TAB BENCHMARK 58 Handicap - 1400m



31 December 2023 - 18:33

Track Rating: Soft 6, Weather: Fine, Rail Position: +5m

Section	Overall	1200m	1000m	800m	600m	400m	200m
Section Times	1:25.95 [2] (0:14.11)	1:11.84 [6] (0:11.43)	1:00.41 [6] (0:11.78)	0:48.63 [6] (0:12.60)	0:36.03 [6] (0:12.32)	0:23.71 [7] (0:11.61)	0:12.10 [3] (0:12.10)
Average Speed [km/h]	51.0	62.8	61.1	58.3	59.4	62.0	59.6
Top Speed [km/h]	64.9	64.8	61.6	59.1	61.0	62.8	62.2
Avg. Dist. to Rail [m]	4.7	3.0	0.6	2.7	2.9	6.8	7.0
Avg. Stride Freq. [Hz]	2.2	2.3	2.2	2.2	2.2	2.3	2.3
Avg. Stride Length [m]	6.5	7.6	7.7	7.4	7.5	7.6	7.3



- [] Ranking at each section and finish
- .-.- No data available at this section
- NA No data available



Horse/Jockey Name	Atlantic Royal
Final Rank	3
Fastest Section Time (Section)	0:11.37 (1200m)
Top Speed [km/h] (Section)	64.1 (1200m)
Race State	Finished



Sunshine Coast QLD Professional

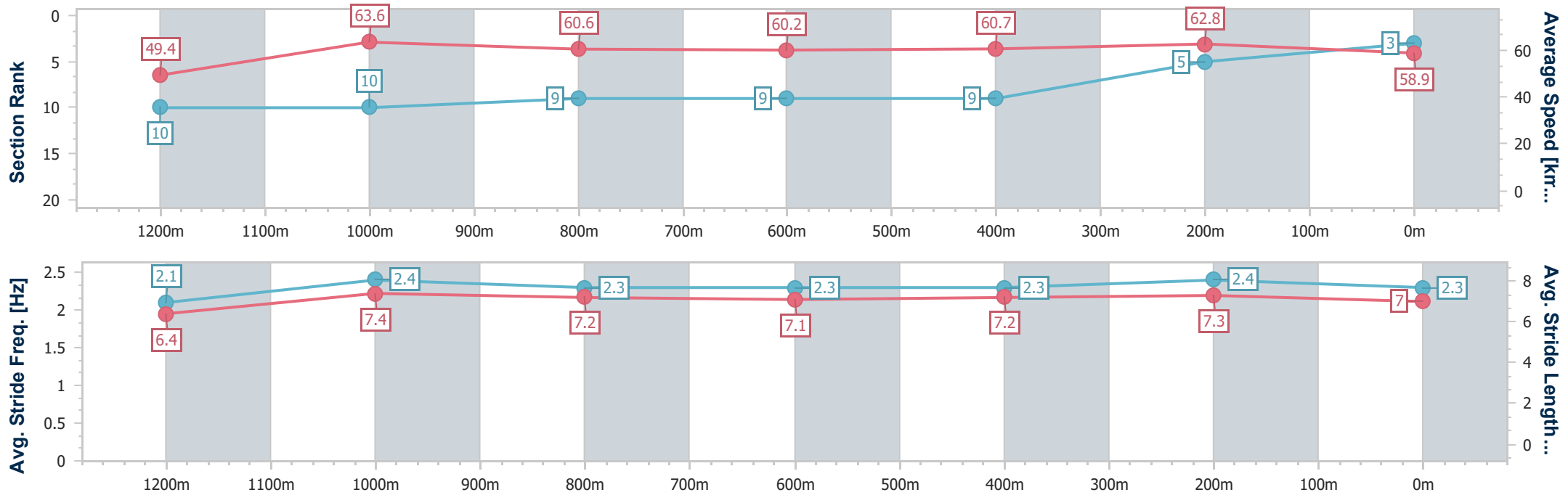
Race 8: TAB BENCHMARK 58 Handicap - 1400m

31 December 2023 - 18:33

Track Rating: Soft 6, Weather: Fine, Rail Position: +5m



Section	Overall	1200m	1000m	800m	600m	400m	200m
Section Times	1:26.08 [3] (0:14.53)	1:11.55 [10] (0:11.37)	1:00.18 [10] (0:11.94)	0:48.24 [9] (0:12.32)	0:35.92 [9] (0:12.25)	0:23.67 [9] (0:11.48)	0:12.19 [5] (0:12.19)
Average Speed [km/h]	49.4	63.6	60.6	60.2	60.7	62.8	58.9
Top Speed [km/h]	63.4	64.1	63.9	61.3	63.1	63.9	61.6
Avg. Dist. to Rail [m]	6.0	3.9	2.5	5.3	5.6	6.2	4.4
Avg. Stride Freq. [Hz]	2.1	2.4	2.3	2.3	2.3	2.4	2.3
Avg. Stride Length [m]	6.4	7.4	7.2	7.1	7.2	7.3	7.0



- [] Ranking at each section and finish
- .-.- No data available at this section
- NA No data available



Horse/Jockey Name	Mister Hemsworth
Final Rank	4
Fastest Section Time (Section)	0:11.36 (1200m)
Top Speed [km/h] (Section)	64.4 (1200m)
Race State	Finished



Sunshine Coast QLD Professional

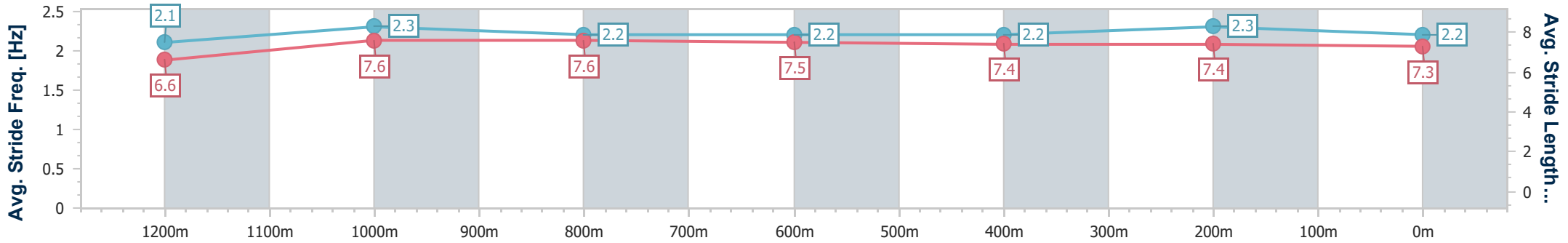
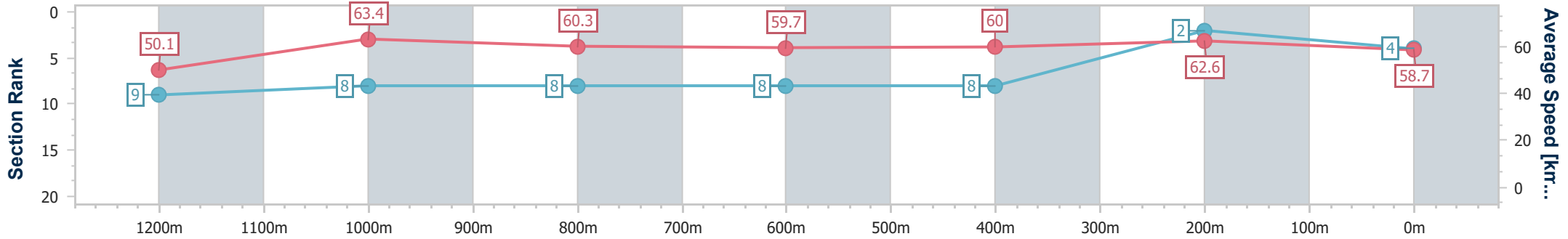
Race 8: TAB BENCHMARK 58 Handicap - 1400m

31 December 2023 - 18:33

Track Rating: Soft 6, Weather: Fine, Rail Position: +5m



Section	Overall	1200m	1000m	800m	600m	400m	200m
Section Times	1:26.12 [4] (0:14.37)	1:11.75 [9] (0:11.36)	1:00.39 [8] (0:11.97)	0:48.42 [8] (0:12.30)	0:36.12 [8] (0:12.36)	0:23.76 [8] (0:11.47)	0:12.29 [2] (0:12.29)
Average Speed [km/h]	50.1	63.4	60.3	59.7	60.0	62.6	58.7
Top Speed [km/h]	63.4	64.4	61.2	60.6	61.8	63.8	61.7
Avg. Dist. to Rail [m]	9.9	4.1	2.5	3.2	4.8	9.1	9.2
Avg. Stride Freq. [Hz]	2.1	2.3	2.2	2.2	2.2	2.3	2.2
Avg. Stride Length [m]	6.6	7.6	7.6	7.5	7.4	7.4	7.3



- [] Ranking at each section and finish
- .-.- No data available at this section
- NA No data available



Horse/Jockey Name	Parisian Lady
Final Rank	5
Fastest Section Time (Section)	0:11.59 (1200m)
Top Speed [km/h] (Section)	63.4 (1200m)
Race State	Finished



Sunshine Coast QLD Professional

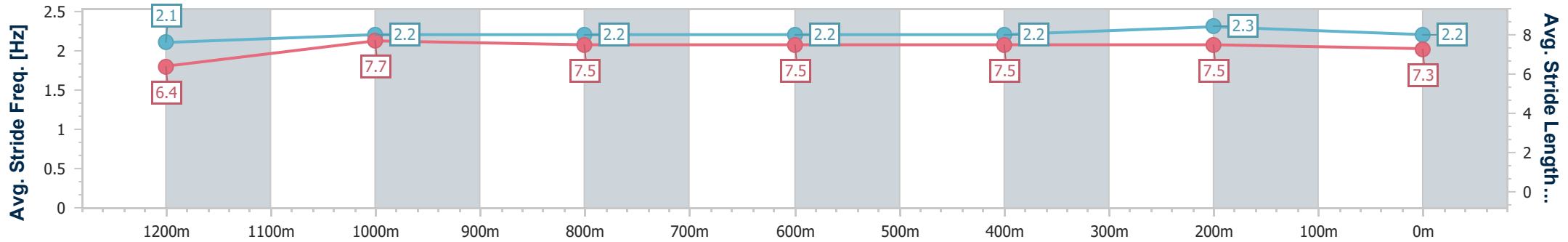
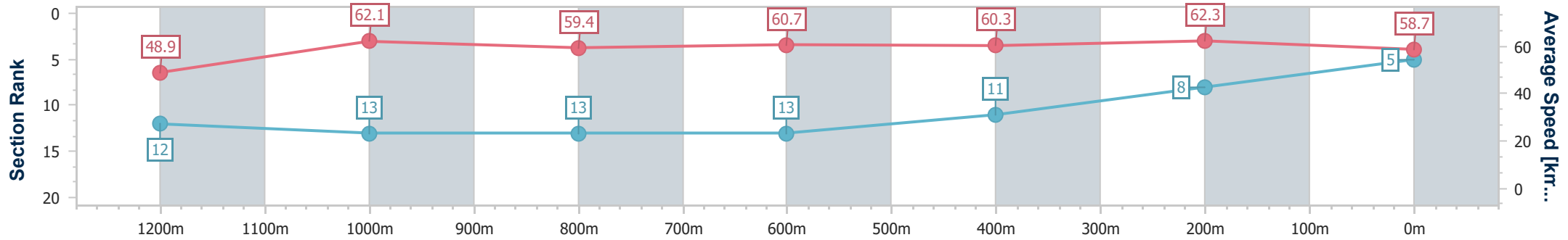
Race 8: TAB BENCHMARK 58 Handicap - 1400m



31 December 2023 - 18:33

Track Rating: Soft 6, Weather: Fine, Rail Position: +5m

Section	Overall	1200m	1000m	800m	600m	400m	200m
Section Times	1:26.46 [5] (0:14.71)	1:11.75 [12] (0:11.59)	1:00.16 [13] (0:12.16)	0:48.00 [13] (0:12.02)	0:35.98 [13] (0:12.13)	0:23.85 [11] (0:11.59)	0:12.26 [8] (0:12.26)
Average Speed [km/h]	48.9	62.1	59.4	60.7	60.3	62.3	58.7
Top Speed [km/h]	62.6	63.4	61.7	61.2	61.1	62.7	61.4
Avg. Dist. to Rail [m]	8.0	4.0	2.2	2.1	2.8	6.5	7.8
Avg. Stride Freq. [Hz]	2.1	2.2	2.2	2.2	2.2	2.3	2.2
Avg. Stride Length [m]	6.4	7.7	7.5	7.5	7.5	7.5	7.3



- [] Ranking at each section and finish
- .-.- No data available at this section
- NA No data available



Horse/Jockey Name	Livingstones
Final Rank	6
Fastest Section Time (Section)	0:11.38 (1200m)
Top Speed [km/h] (Section)	64.2 (1200m)
Race State	Finished



Sunshine Coast QLD Professional

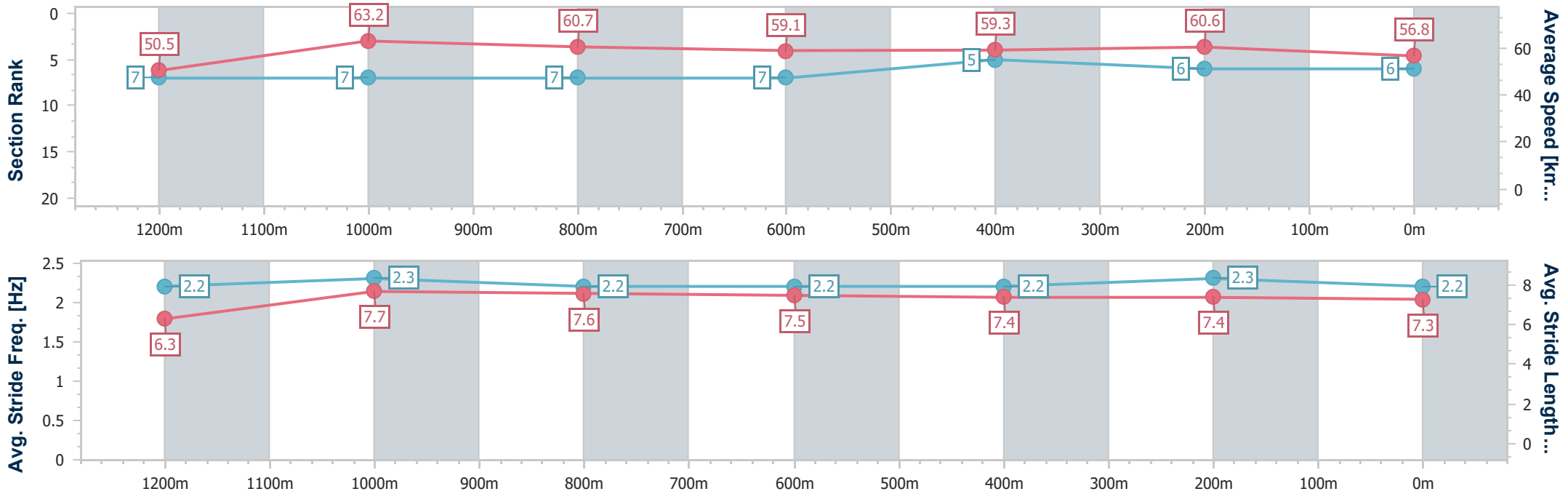
Race 8: TAB BENCHMARK 58 Handicap - 1400m

31 December 2023 - 18:33

Track Rating: Soft 6, Weather: Fine, Rail Position: +5m



Section	Overall	1200m	1000m	800m	600m	400m	200m
Section Times	1:26.70 [6] (0:14.28)	1:12.42 [7] (0:11.38)	1:01.04 [7] (0:11.94)	0:49.10 [7] (0:12.32)	0:36.78 [7] (0:12.23)	0:24.55 [5] (0:11.88)	0:12.67 [6] (0:12.67)
Average Speed [km/h]	50.5	63.2	60.7	59.1	59.3	60.6	56.8
Top Speed [km/h]	63.6	64.2	61.3	59.7	61.2	61.6	58.5
Avg. Dist. to Rail [m]	3.4	2.5	1.4	1.6	1.7	4.9	2.9
Avg. Stride Freq. [Hz]	2.2	2.3	2.2	2.2	2.2	2.3	2.2
Avg. Stride Length [m]	6.3	7.7	7.6	7.5	7.4	7.4	7.3



- [] Ranking at each section and finish
- .-.- No data available at this section
- NA No data available



Horse/Jockey Name	Bambalam
Final Rank	7
Fastest Section Time (Section)	0:11.09 (1200m)
Top Speed [km/h] (Section)	65.6 (1200m)
Race State	Finished



Sunshine Coast QLD Professional

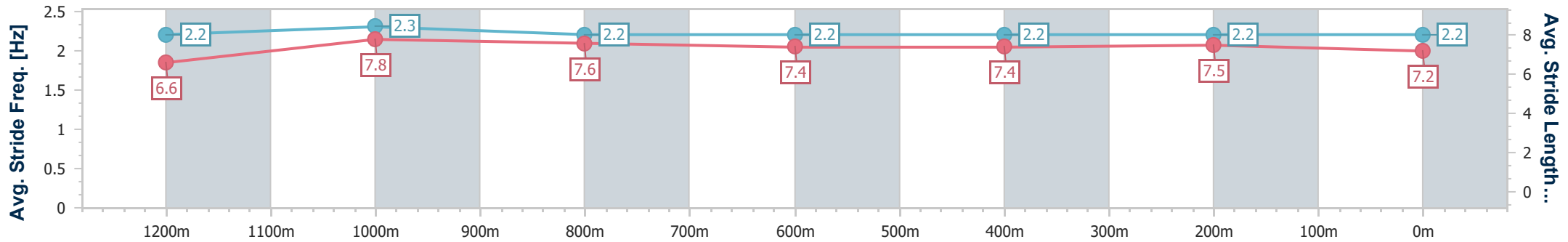
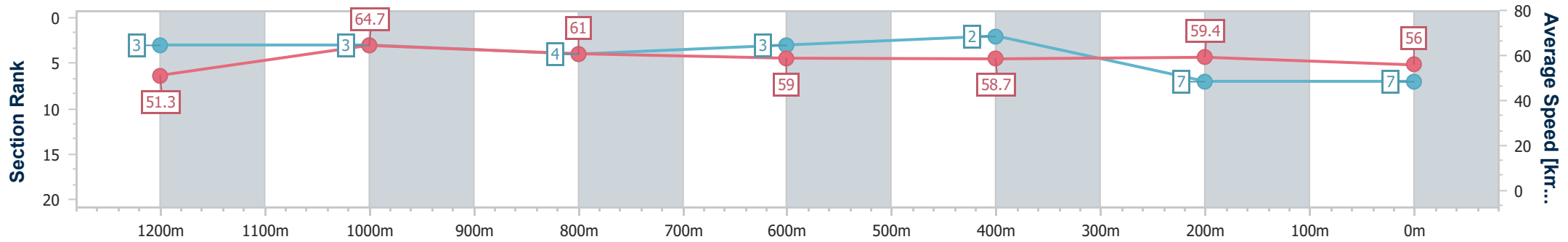
Race 8: TAB BENCHMARK 58 Handicap - 1400m



31 December 2023 - 18:33

Track Rating: Soft 6, Weather: Fine, Rail Position: +5m

Section	Overall	1200m	1000m	800m	600m	400m	200m
Section Times	1:26.87 [7] (0:14.04)	1:12.83 [3] (0:11.09)	1:01.74 [3] (0:11.87)	0:49.87 [4] (0:12.41)	0:37.46 [3] (0:12.52)	0:24.94 [2] (0:12.11)	0:12.83 [7] (0:12.83)
Average Speed [km/h]	51.3	64.7	61.0	59.0	58.7	59.4	56.0
Top Speed [km/h]	64.9	65.6	63.0	60.1	59.0	60.7	58.1
Avg. Dist. to Rail [m]	7.9	4.0	2.6	2.6	3.1	5.2	5.8
Avg. Stride Freq. [Hz]	2.2	2.3	2.2	2.2	2.2	2.2	2.2
Avg. Stride Length [m]	6.6	7.8	7.6	7.4	7.4	7.5	7.2



- [] Ranking at each section and finish
- .-.- No data available at this section
- NA No data available



Horse/Jockey Name	Alatar
Final Rank	8
Fastest Section Time (Section)	0:11.13 (1200m)
Top Speed [km/h] (Section)	65.1 (1200m)
Race State	Finished



Sunshine Coast QLD Professional

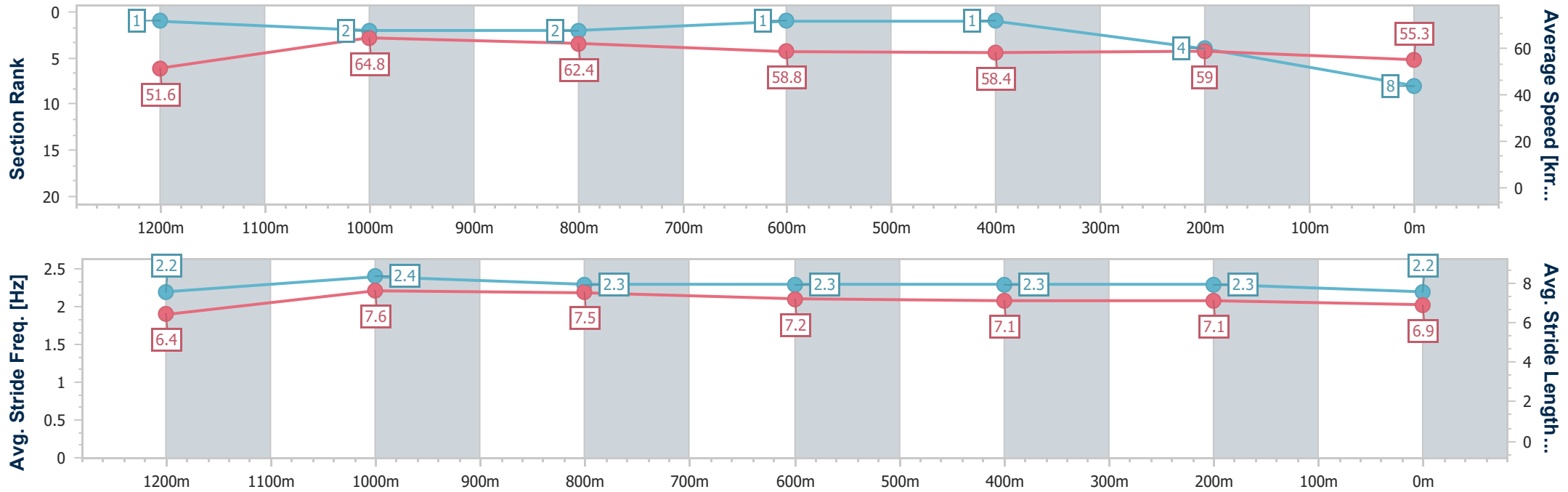
Race 8: TAB BENCHMARK 58 Handicap - 1400m



31 December 2023 - 18:33

Track Rating: Soft 6, Weather: Fine, Rail Position: +5m

Section	Overall	1200m	1000m	800m	600m	400m	200m
Section Times	1:26.89 [8] (0:13.96)	1:12.93 [1] (0:11.13)	1:01.80 [2] (0:11.60)	0:50.20 [2] (0:12.44)	0:37.76 [1] (0:12.49)	0:25.27 [1] (0:12.26)	0:13.01 [4] (0:13.01)
Average Speed [km/h]	51.6	64.8	62.4	58.8	58.4	59.0	55.3
Top Speed [km/h]	64.6	65.1	64.7	60.7	58.7	59.6	57.8
Avg. Dist. to Rail [m]	11.2	7.3	4.6	2.6	2.6	3.6	3.5
Avg. Stride Freq. [Hz]	2.2	2.4	2.3	2.3	2.3	2.3	2.2
Avg. Stride Length [m]	6.4	7.6	7.5	7.2	7.1	7.1	6.9



- [] Ranking at each section and finish
- .-.- No data available at this section
- NA No data available



Horse/Jockey Name	Birkin Black
Final Rank	9
Fastest Section Time (Section)	0:11.54 (400m)
Top Speed [km/h] (Section)	63.5 (1200m)
Race State	Finished



Sunshine Coast QLD Professional

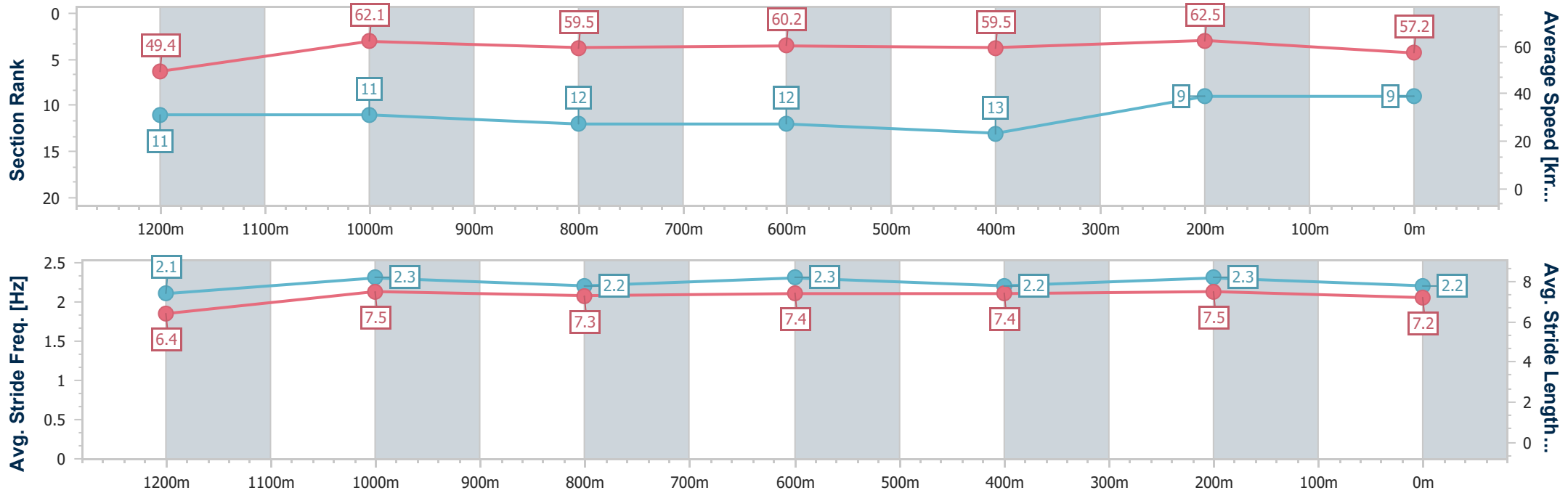
Race 8: TAB BENCHMARK 58 Handicap - 1400m



31 December 2023 - 18:33

Track Rating: Soft 6, Weather: Fine, Rail Position: +5m

Section	Overall	1200m	1000m	800m	600m	400m	200m
Section Times	1:26.90 [9] (0:14.58)	1:12.32 [11] (0:11.58)	1:00.74 [11] (0:12.16)	0:48.58 [12] (0:12.13)	0:36.45 [12] (0:12.34)	0:24.11 [13] (0:11.54)	0:12.57 [9] (0:12.57)
Average Speed [km/h]	49.4	62.1	59.5	60.2	59.5	62.5	57.2
Top Speed [km/h]	61.9	63.5	63.2	63.0	61.9	63.2	61.0
Avg. Dist. to Rail [m]	5.7	3.0	2.2	2.6	3.0	5.9	8.0
Avg. Stride Freq. [Hz]	2.1	2.3	2.2	2.3	2.2	2.3	2.2
Avg. Stride Length [m]	6.4	7.5	7.3	7.4	7.4	7.5	7.2



- [] Ranking at each section and finish
- .-.-.- No data available at this section
- NA No data available



Horse/Jockey Name	Darchinian
Final Rank	10
Fastest Section Time (Section)	0:11.44 (1200m)
Top Speed [km/h] (Section)	64.1 (1200m)
Race State	Finished



Sunshine Coast QLD Professional

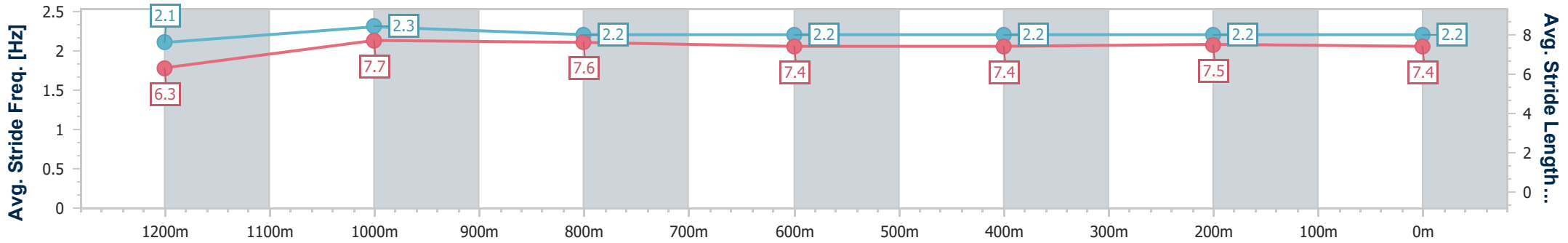
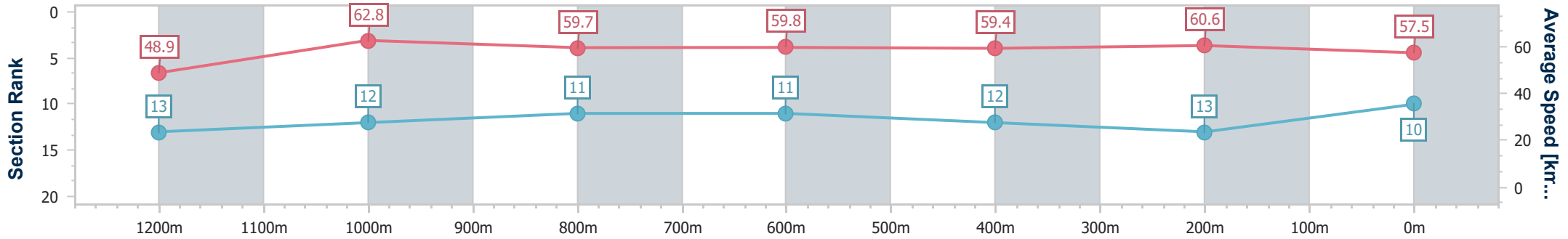
Race 8: TAB BENCHMARK 58 Handicap - 1400m

31 December 2023 - 18:33

Track Rating: Soft 6, Weather: Fine, Rail Position: +5m



Section	Overall	1200m	1000m	800m	600m	400m	200m
Section Times	1:27.13 [10] (0:14.76)	1:12.37 [13] (0:11.44)	1:00.93 [12] (0:12.06)	0:48.87 [11] (0:12.19)	0:36.68 [11] (0:12.27)	0:24.41 [12] (0:11.87)	0:12.54 [13] (0:12.54)
Average Speed [km/h]	48.9	62.8	59.7	59.8	59.4	60.6	57.5
Top Speed [km/h]	62.3	64.1	62.0	60.8	61.6	62.6	59.7
Avg. Dist. to Rail [m]	2.1	0.4	0.3	1.8	2.1	3.3	5.1
Avg. Stride Freq. [Hz]	2.1	2.3	2.2	2.2	2.2	2.2	2.2
Avg. Stride Length [m]	6.3	7.7	7.6	7.4	7.4	7.5	7.4



- [] Ranking at each section and finish
- .-.- No data available at this section
- NA No data available



Horse/Jockey Name	Chance With Wolves
Final Rank	11
Fastest Section Time (Section)	0:11.52 (1200m)
Top Speed [km/h] (Section)	64.4 (1200m)
Race State	Finished



Sunshine Coast QLD Professional

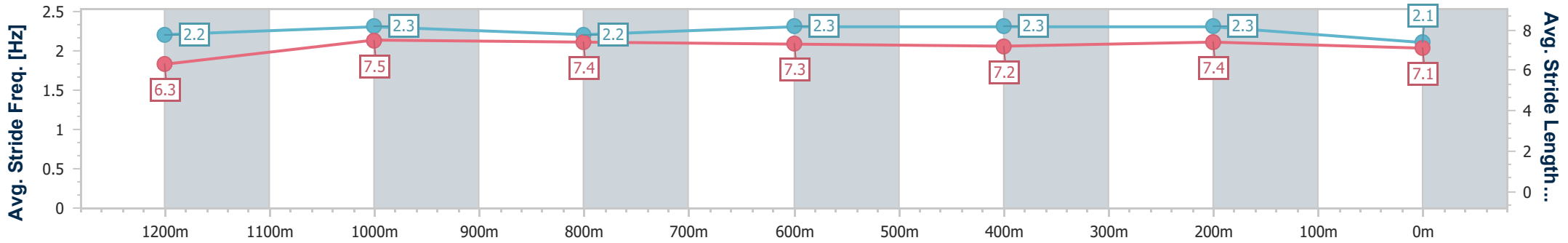
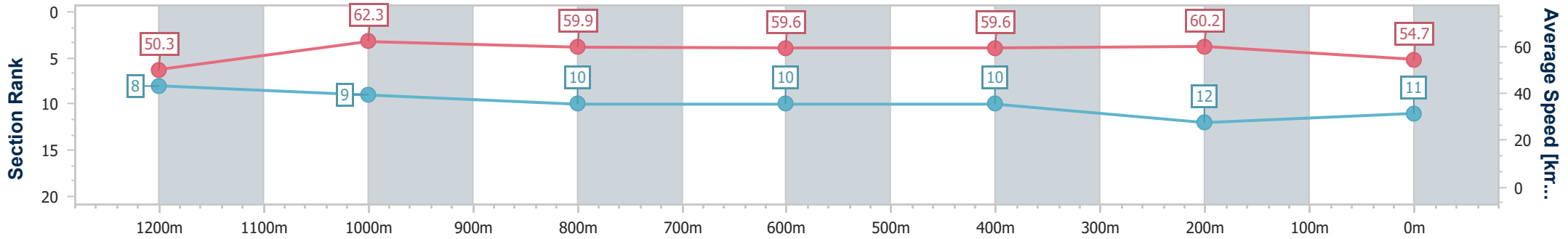
Race 8: TAB BENCHMARK 58 Handicap - 1400m

31 December 2023 - 18:33

Track Rating: Soft 6, Weather: Fine, Rail Position: +5m



Section	Overall	1200m	1000m	800m	600m	400m	200m
Section Times	1:27.62 [11] (0:14.36)	1:13.26 [8] (0:11.52)	1:01.74 [9] (0:12.07)	0:49.67 [10] (0:12.27)	0:37.40 [10] (0:12.24)	0:25.16 [10] (0:11.96)	0:13.20 [12] (0:13.20)
Average Speed [km/h]	50.3	62.3	59.9	59.6	59.6	60.2	54.7
Top Speed [km/h]	62.5	64.4	60.8	60.6	61.7	63.0	56.4
Avg. Dist. to Rail [m]	4.8	2.1	0.7	2.4	2.6	2.6	2.4
Avg. Stride Freq. [Hz]	2.2	2.3	2.2	2.3	2.3	2.3	2.1
Avg. Stride Length [m]	6.3	7.5	7.4	7.3	7.2	7.4	7.1



- [] Ranking at each section and finish
- .-.- No data available at this section
- NA No data available



Horse/Jockey Name	Morgan's Smile
Final Rank	12
Fastest Section Time (Section)	0:11.18 (1200m)
Top Speed [km/h] (Section)	64.6 (1200m)
Race State	Finished



Sunshine Coast QLD Professional

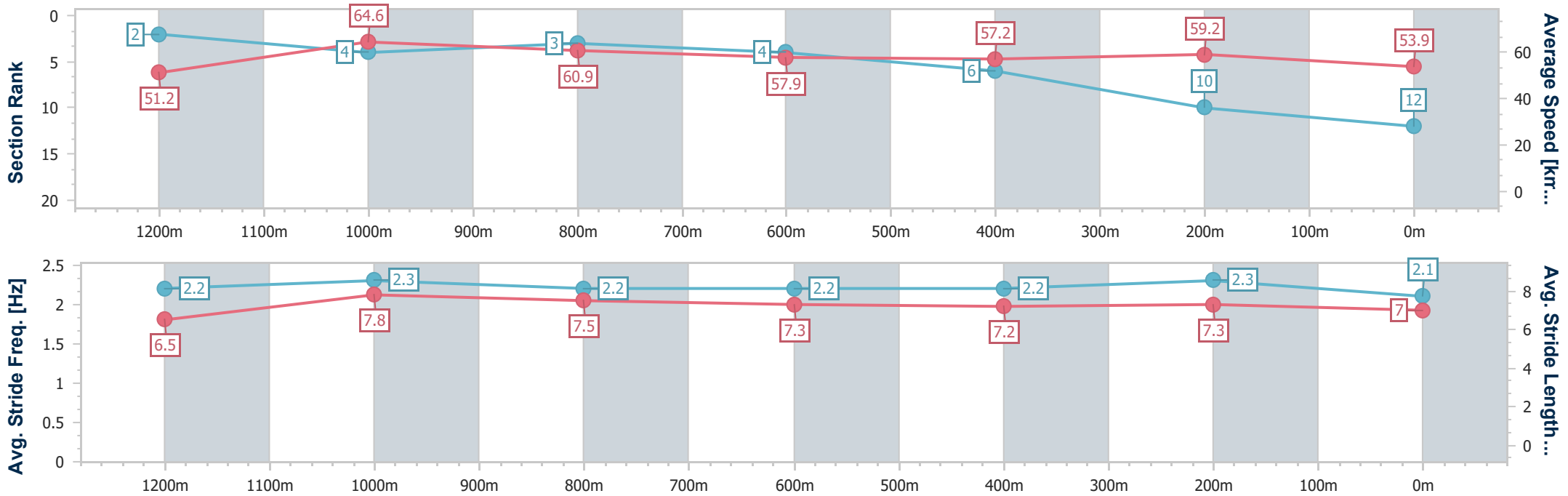
Race 8: TAB BENCHMARK 58 Handicap - 1400m

31 December 2023 - 18:33

Track Rating: Soft 6, Weather: Fine, Rail Position: +5m



Section	Overall	1200m	1000m	800m	600m	400m	200m
Section Times	1:27.70 [12] (0:14.02)	1:13.68 [2] (0:11.18)	1:02.50 [4] (0:11.79)	0:50.71 [3] (0:12.49)	0:38.22 [4] (0:12.68)	0:25.54 [6] (0:12.18)	0:13.36 [10] (0:13.36)
Average Speed [km/h]	51.2	64.6	60.9	57.9	57.2	59.2	53.9
Top Speed [km/h]	63.5	64.6	63.6	59.0	58.3	59.9	57.3
Avg. Dist. to Rail [m]	1.2	0.6	0.3	0.6	1.7	2.9	2.6
Avg. Stride Freq. [Hz]	2.2	2.3	2.2	2.2	2.2	2.3	2.1
Avg. Stride Length [m]	6.5	7.8	7.5	7.3	7.2	7.3	7.0



- [] Ranking at each section and finish
- .-.- No data available at this section
- NA No data available



Horse/Jockey Name	Pedal To The Metal
Final Rank	13
Fastest Section Time (Section)	0:11.01 (1200m)
Top Speed [km/h] (Section)	66.0 (1200m)
Race State	Finished



Sunshine Coast QLD Professional

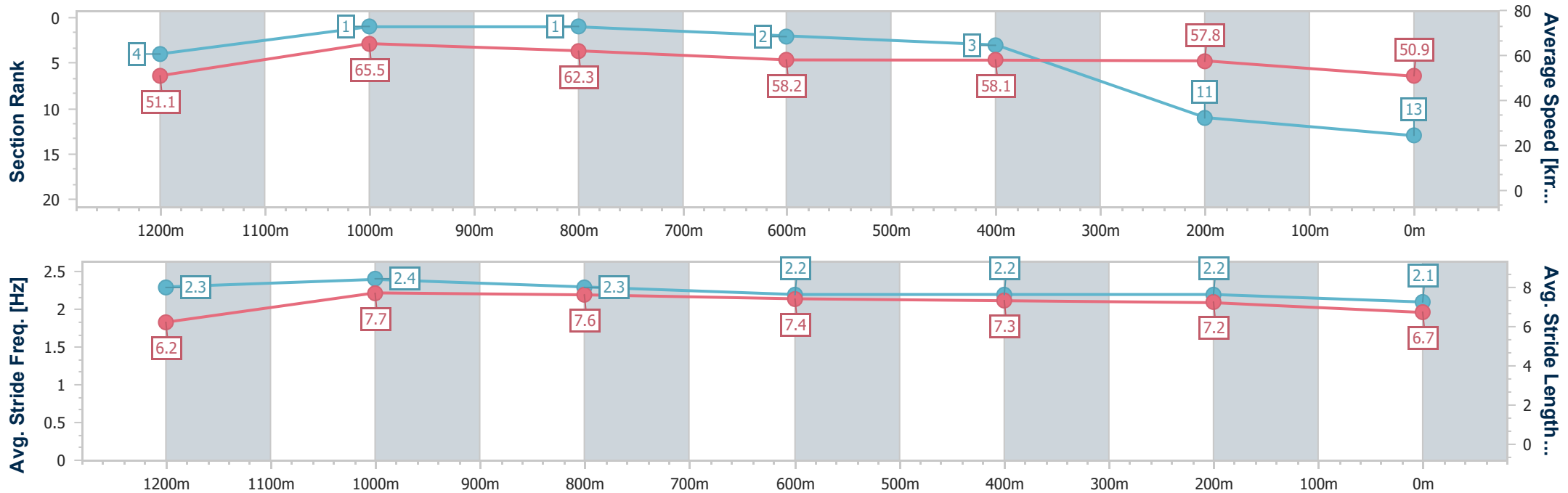
Race 8: TAB BENCHMARK 58 Handicap - 1400m

31 December 2023 - 18:33

Track Rating: Soft 6, Weather: Fine, Rail Position: +5m



Section	Overall	1200m	1000m	800m	600m	400m	200m
Section Times	1:28.52 [13] (0:14.05)	1:14.47 [4] (0:11.01)	1:03.46 [1] (0:11.60)	0:51.86 [1] (0:12.61)	0:39.25 [2] (0:12.67)	0:26.58 [3] (0:12.45)	0:14.13 [11] (0:14.13)
Average Speed [km/h]	51.1	65.5	62.3	58.2	58.1	57.8	50.9
Top Speed [km/h]	65.7	66.0	64.2	60.5	59.4	59.0	55.3
Avg. Dist. to Rail [m]	8.7	5.1	2.9	3.1	3.5	2.3	0.8
Avg. Stride Freq. [Hz]	2.3	2.4	2.3	2.2	2.2	2.2	2.1
Avg. Stride Length [m]	6.2	7.7	7.6	7.4	7.3	7.2	6.7



- [] Ranking at each section and finish
- .-.- No data available at this section
- NA No data available