



Toowoomba QLD Professional

Race 4: LIVEWIRED ELECTRICAL BENCHMARK 65 Handicap - 1625m

01 January 2024 - 15:08



Track Rating: Good 4, Weather: Overcast, Rail Position: True

Section		Overall	1400m	1200m	1000m	800m	600m	400m	Last 600m				
Field Times		1:38.55 (0:14.55)	1:24.00 (0:10.93)	1:13.07 (0:11.79)	1:01.28 (0:11.96)	0:49.32 (0:11.92)	0:37.40 (0:12.22)	0:25.18 (0:12.95)	0:37.40				
Rank	TAB Horse/Jockey	Barrier	Top Speed [km/h]	Fastest Section	Distance Travelled [m]								
1	7 TUHINGA Jaden Lloyd	3	67.4	0:11.19	1:38.55 [1] (0:14.99)	1:23.56 [8] (0:11.19)	1:12.37 [9] (0:11.81)	1:00.56 [9] (0:12.39)	0:48.17 [9] (0:12.06)	0:36.11 [9] (0:12.04)	0:24.07 [7] (0:12.26)	0:36.11	
2	10 SIGOURNEY Kenji Yoshida	1	67.9	0:11.11	1:38.71 [2] (0:14.80)	1:23.91 [5] (0:11.11)	1:12.80 [7] (0:11.81)	1:00.99 [7] (0:12.37)	0:48.62 [7] (0:12.11)	0:36.51 [5] (0:12.19)	0:24.32 [5] (0:12.11)	0:36.51	+1
3	6 GUTS 'N' GLORY Michael Rodd	5	69.6	0:11.02	1:39.16 [3] (0:14.84)	1:24.32 [7] (0:11.02)	1:13.30 [5] (0:11.77)	1:01.53 [5] (0:12.41)	0:49.12 [5] (0:12.20)	0:36.92 [6] (0:12.20)	0:24.72 [6] (0:12.42)	0:36.92	+4
4	8 ELIZANO Paul Hamblin	10	68.6	0:11.07	1:39.52 [4] (0:15.05)	1:24.47 [9] (0:11.07)	1:13.40 [8] (0:11.81)	1:01.59 [8] (0:12.33)	0:49.26 [8] (0:12.13)	0:37.13 [8] (0:12.17)	0:24.96 [8] (0:12.33)	0:37.13	+5
5	2 JAKKALBERRY FINN Melea Castle	4	67.3	0:11.11	1:39.56 [5] (0:15.48)	1:24.08 [10] (0:11.11)	1:12.97 [10] (0:11.53)	1:01.44 [10] (0:12.42)	0:49.02 [10] (0:12.07)	0:36.95 [10] (0:12.07)	0:24.88 [9] (0:12.37)	0:36.95	+4
6	1 CAPTAIN HOOK Jai Williams	6	68.3	0:10.93	1:39.84 [6] (0:14.55)	1:25.29 [1] (0:10.93)	1:14.36 [1] (0:11.79)	1:02.57 [1] (0:11.96)	0:50.61 [1] (0:11.92)	0:38.69 [1] (0:12.22)	0:26.47 [1] (0:12.95)	0:38.69	-2
7	3 KUZCO LAD Tyler Leslight	2	68.0	0:11.02	1:40.44 [7] (0:14.71)	1:25.73 [2] (0:11.02)	1:14.71 [4] (0:11.83)	1:02.88 [4] (0:12.29)	0:50.59 [4] (0:12.09)	0:38.50 [4] (0:12.43)	0:26.07 [4] (0:12.76)	0:38.50	-8
8	11 DAZZLING FLASH Emily Lang	8	69.7	0:10.84	1:40.46 [8] (0:14.79)	1:25.67 [4] (0:10.84)	1:14.83 [2] (0:11.79)	1:03.04 [3] (0:12.29)	0:50.75 [3] (0:12.17)	0:38.58 [3] (0:12.36)	0:26.22 [2] (0:12.83)	0:38.58	-5
9	9 BARRYMORE Tim Brummell	9	68.5	0:10.94	1:40.86 [9] (0:14.73)	1:26.13 [3] (0:10.94)	1:15.19 [3] (0:11.63)	1:03.56 [2] (0:12.14)	0:51.42 [2] (0:12.17)	0:39.25 [2] (0:12.67)	0:26.58 [3] (0:13.22)	0:39.25	+7
10	13 BY THE LAW Georgina Cartwright	14	69.5	0:11.04	1:41.74 [10] (0:14.84)	1:26.90 [6] (0:11.04)	1:15.86 [6] (0:11.77)	1:04.09 [6] (0:12.41)	0:51.68 [6] (0:12.20)	0:39.48 [7] (0:12.73)	0:26.75 [10] (0:12.94)	0:39.48	+6

Scratched: Union Spirit (#14), Archer's Game (#12), Circling (#4)

[] Ranking at each section and finish
 -:-:- No data available at this section
 NA No data available

SCN Saddle cloth number
 DNF Did not finish
 DNT Did not track



Toowoomba QLD Professional

Race 4: LIVEWIRED ELECTRICAL BENCHMARK 65 Handicap - 1625m

01 January 2024 - 15:08



Track Rating: Good 4, Weather: Overcast, Rail Position: True

Section	Overall	1400m	1200m	1000m	800m	600m	400m	Last 600m						
Field Times	1:38.55 (0:14.55)	1:24.00 (0:10.93)	1:13.07 (0:11.79)	1:01.28 (0:11.96)	0:49.32 (0:11.92)	0:37.40 (0:12.22)	0:25.18 (0:12.95)	0:37.40						
Rank	TAB	Horse/Jockey	Barrier	Top Speed [km/h]	Fastest Section	Distance Travelled [m]								
11	5	GOT THE LOT	11	66.8	0:10.99	1:42.56 [11]	1:26.94 [11]	1:15.95 [11]	1:04.34 [11]	0:51.95 [11]	0:39.76 [11]	0:27.27 [11]	0:39.76	-7
		Savannah McCann		Overall	1400m	(0:15.62)	(0:10.99)	(0:11.61)	(0:12.39)	(0:12.19)	(0:12.49)	(0:13.28)		

Scratched: Union Spirit (#14), Archer's Game (#12), Circling (#4)

[] Ranking at each section and finish
 -:-:-:- No data available at this section
 NA No data available

SCN Saddle cloth number
 DNF Did not finish
 DNT Did not track



Toowoomba QLD Professional

Race 4: LIVEWIRED ELECTRICAL BENCHMARK 65 Handicap - 1625m

01 January 2024 - 15:08



Track Rating: Good 4, Weather: Overcast, Rail Position: True

Section							200m			Last 600m
Field Times							0:12.23			0:37.40
Rank	TAB	Horse/Jockey	Barrier	Top Speed [km/h]	Fastest Section	Margin				Distance Travelled [m]
1	7	TUHINGA Jaden Lloyd	3	67.4 Overall	0:11.19 1400m	0:11.81 [3] (0:11.81)	1:38.55		0:36.11	
2	10	SIGOURNEY Kenji Yoshida	1	67.9 Overall	0:11.11 1400m	0:12.21 [2] (0:12.21)	0.8L		0:36.51	+1
3	6	GUTS 'N' GLORY Michael Rodd	5	69.6 Overall	0:11.02 1400m	0:12.30 [4] (0:12.30)	3.3L		0:36.92	+4
4	8	ELIZANO Paul Hamblin	10	68.6 Overall	0:11.07 1400m	0:12.63 [5] (0:12.63)	5.3L		0:37.13	+5
5	2	JAKKALBERRY FINN Melea Castle	4	67.3 1400m	0:11.11 1400m	0:12.51 [6] (0:12.51)	5.5L		0:36.95	+4
6	1	CAPTAIN HOOK Jai Williams	6	68.3 1400m	0:10.93 1400m	0:13.52 [1] (0:13.52)	7L		0:38.69	-2
7	3	KUZCO LAD Tyler Leslight	2	68.0 Overall	0:11.02 1400m	0:13.31 [8] (0:13.31)	10.5L		0:38.50	-8
8	11	DAZZLING FLASH Emily Lang	8	69.7 Overall	0:10.84 1400m	0:13.39 [7] (0:13.39)	10.6L		0:38.58	-5
9	9	BARRYMORE Tim Brummell	9	68.5 1400m	0:10.94 1400m	0:13.36 [9] (0:13.36)	12.9L		0:39.25	+7
10	13	BY THE LAW Georgina Cartwright	14	69.5 Overall	0:11.04 1400m	0:13.81 [10] (0:13.81)	17.9L		0:39.48	+6

Scratched: Union Spirit (#14), Archer's Game (#12), Circling (#4)

[] Ranking at each section and finish
 -:-:- No data available at this section
 NA No data available

SCN Saddle cloth number
 DNF Did not finish
 DNT Did not track



Toowoomba QLD Professional

Race 4: LIVEWIRED ELECTRICAL BENCHMARK 65 Handicap - 1625m

01 January 2024 - 15:08



Track Rating: Good 4, Weather: Overcast, Rail Position: True

Section		200m		Last 600m		
Field Times		0:12.23 (0:12.23)		0:37.40		
Rank	TAB Horse/Jockey	Barrier	Top Speed [km/h]	Fastest Section	Margin	Distance Travelled [m]
11	5 GOT THE LOT	11	66.8	0:10.99	0:13.99 [11]	22.7L
	Savannah McCann		Overall	1400m	(0:13.99)	0:39.76 -7

Scratched: Union Spirit (#14), Archer's Game (#12), Circling (#4)

[] Ranking at each section and finish
 -:-:-:- No data available at this section
 NA No data available

SCN Saddle cloth number
 DNF Did not finish
 DNT Did not track



Horse/Jockey Name	Tuhinga
Final Rank	1
Fastest Section Time (Section)	0:11.19 (1400m)
Top Speed [km/h] (Section)	67.4 (Overall)
Race State	Finished



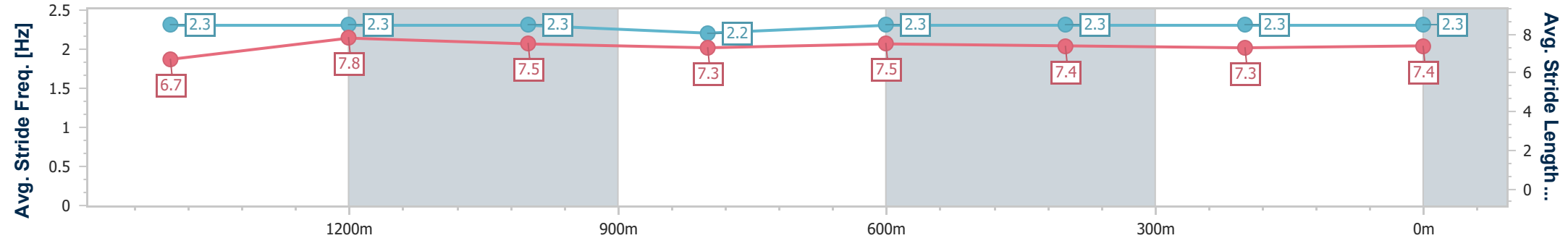
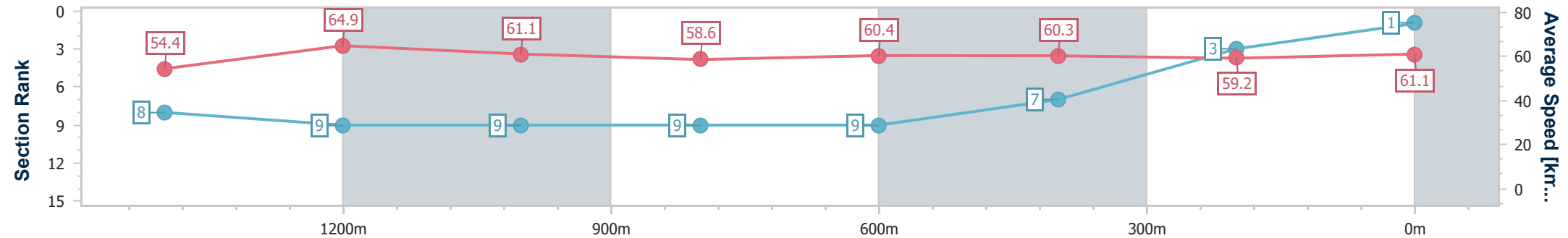
Toowoomba QLD Professional
Race 4: LIVEWIRED ELECTRICAL BENCHMARK 65 Handicap - 1625m



01 January 2024 - 15:08

Track Rating: Good 4, Weather: Overcast, Rail Position: True

Section	Overall	1400m	1200m	1000m	800m	600m	400m	200m					
Section Times	1:38.55 [1] (0:14.99)	1:23.56 [8] (0:11.19)	1:12.37 [9] (0:11.81)	1:00.56 [9] (0:12.39)	0:48.17 [9] (0:12.06)	0:36.11 [9] (0:12.04)	0:24.07 [7] (0:12.26)	0:11.81 [3] (0:11.81)					
Average Speed [km/h]	54.4	64.9	61.1	58.6	60.4	60.3	59.2	61.1					
Top Speed [km/h]	67.4	67.2	64.6	60.4	61.7	61.3	61.5	61.8					
Avg. Dist. to Rail [m]	4.5	1.7	2.4	2.3	3.1	1.5	2.8	3.9					
Avg. Stride Freq. [Hz]	2.3	2.3	2.3	2.2	2.3	2.3	2.3	2.3					
Avg. Stride Length [m]	6.7	7.8	7.5	7.3	7.5	7.4	7.3	7.4					



- [] Ranking at each section and finish
- .-.- No data available at this section
- NA No data available



Horse/Jockey Name	Sigourney
Final Rank	2
Fastest Section Time (Section)	0:11.11 (1400m)
Top Speed [km/h] (Section)	67.9 (Overall)
Race State	Finished



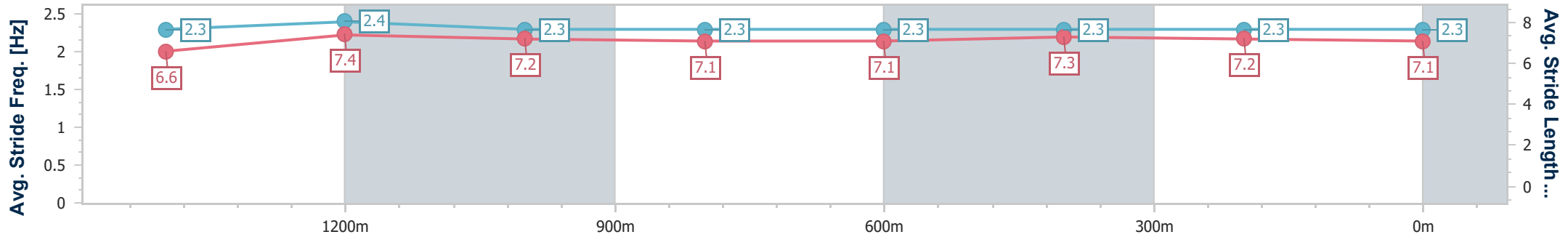
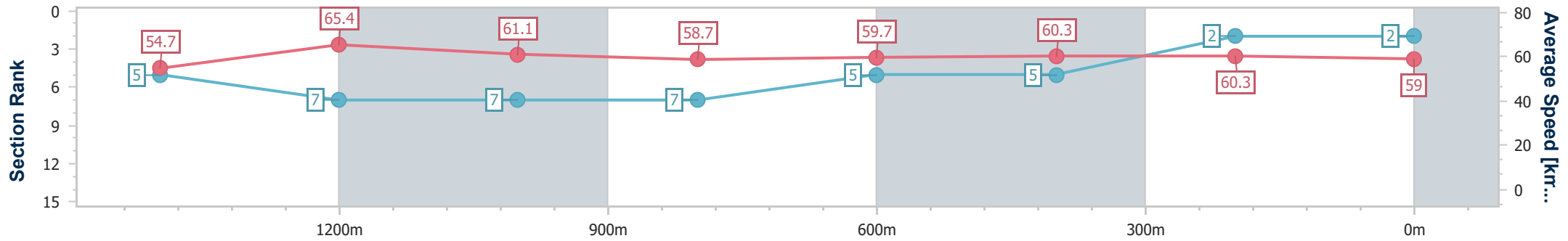
Toowoomba QLD Professional
Race 4: LIVEWIRED ELECTRICAL BENCHMARK 65 Handicap - 1625m



01 January 2024 - 15:08

Track Rating: Good 4, Weather: Overcast, Rail Position: True

Section	Overall	1400m	1200m	1000m	800m	600m	400m	200m
Section Times	1:38.71 [2] (0:14.80)	1:23.91 [5] (0:11.11)	1:12.80 [7] (0:11.81)	1:00.99 [7] (0:12.37)	0:48.62 [7] (0:12.11)	0:36.51 [5] (0:12.19)	0:24.32 [5] (0:12.11)	0:12.21 [2] (0:12.21)
Average Speed [km/h]	54.7	65.4	61.1	58.7	59.7	60.3	60.3	59.0
Top Speed [km/h]	67.9	66.8	64.5	59.6	61.2	62.1	61.7	60.7
Avg. Dist. to Rail [m]	2.3	1.3	2.8	1.4	2.2	3.3	4.6	6.8
Avg. Stride Freq. [Hz]	2.3	2.4	2.3	2.3	2.3	2.3	2.3	2.3
Avg. Stride Length [m]	6.6	7.4	7.2	7.1	7.1	7.3	7.2	7.1



- [] Ranking at each section and finish
- .-.- No data available at this section
- NA No data available



Horse/Jockey Name	Guts 'N' Glory
Final Rank	3
Fastest Section Time (Section)	0:11.02 (1400m)
Top Speed [km/h] (Section)	69.6 (Overall)
Race State	Finished



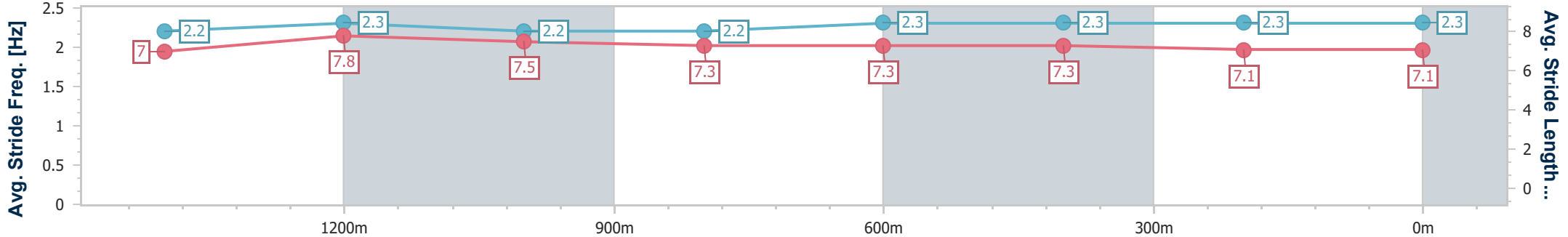
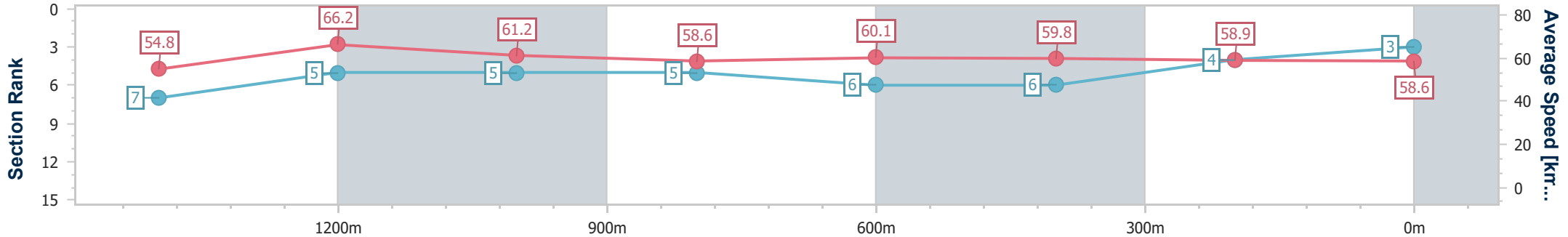
Toowoomba QLD Professional
Race 4: LIVEWIRED ELECTRICAL BENCHMARK 65 Handicap - 1625m



01 January 2024 - 15:08

Track Rating: Good 4, Weather: Overcast, Rail Position: True

Section	Overall	1400m	1200m	1000m	800m	600m	400m	200m					
Section Times	1:39.16 [3] (0:14.84)	1:24.32 [7] (0:11.02)	1:13.30 [5] (0:11.77)	1:01.53 [5] (0:12.41)	0:49.12 [5] (0:12.20)	0:36.92 [6] (0:12.20)	0:24.72 [6] (0:12.42)	0:12.30 [4] (0:12.30)					
Average Speed [km/h]	54.8	66.2	61.2	58.6	60.1	59.8	58.9	58.6					
Top Speed [km/h]	69.6	69.5	63.8	59.9	60.7	61.2	60.4	59.9					
Avg. Dist. to Rail [m]	4.4	1.9	3.4	3.5	3.6	2.7	5.0	9.3					
Avg. Stride Freq. [Hz]	2.2	2.3	2.2	2.2	2.3	2.3	2.3	2.3					
Avg. Stride Length [m]	7.0	7.8	7.5	7.3	7.3	7.3	7.1	7.1					



- [] Ranking at each section and finish
- .-.- No data available at this section
- NA No data available



Horse/Jockey Name	Elizano
Final Rank	4
Fastest Section Time (Section)	0:11.07 (1400m)
Top Speed [km/h] (Section)	68.6 (Overall)
Race State	Finished



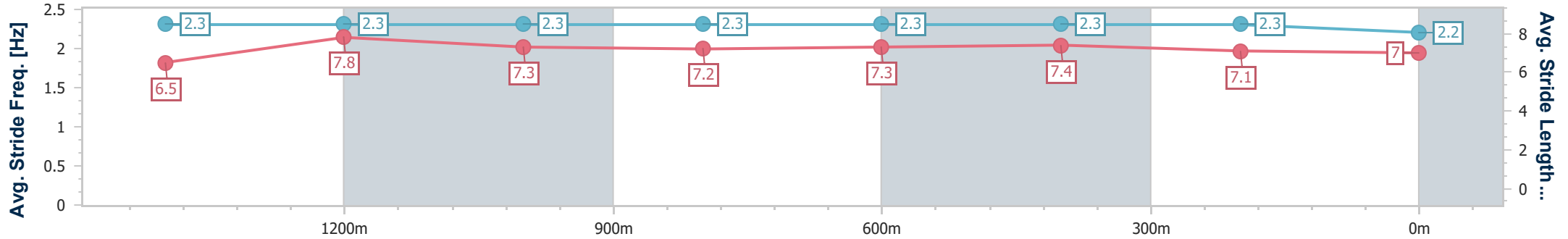
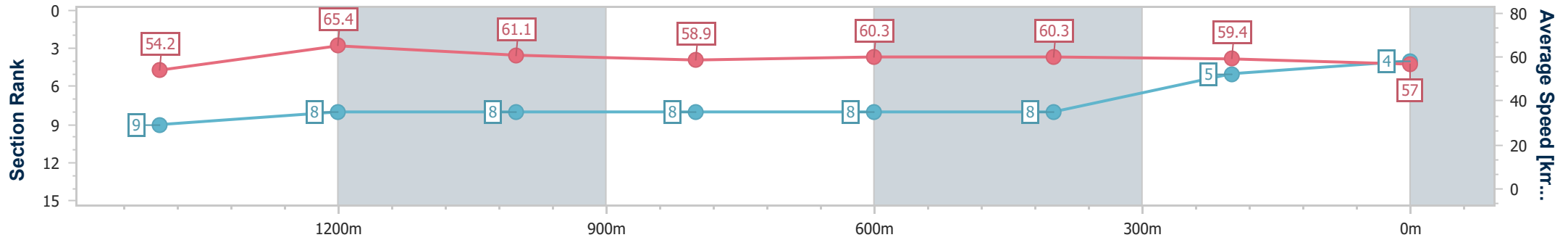
Toowoomba QLD Professional
Race 4: LIVEWIRED ELECTRICAL BENCHMARK 65 Handicap - 1625m



01 January 2024 - 15:08

Track Rating: Good 4, Weather: Overcast, Rail Position: True

Section	Overall	1400m	1200m	1000m	800m	600m	400m	200m				
Section Times	1:39.52 [4] (0:15.05)	1:24.47 [9] (0:11.07)	1:13.40 [8] (0:11.81)	1:01.59 [8] (0:12.33)	0:49.26 [8] (0:12.13)	0:37.13 [8] (0:12.17)	0:24.96 [8] (0:12.33)	0:12.63 [5] (0:12.63)				
Average Speed [km/h]	54.2	65.4	61.1	58.9	60.3	60.3	59.4	57.0				
Top Speed [km/h]	68.6	67.9	64.0	60.1	61.3	61.0	60.6	58.7				
Avg. Dist. to Rail [m]	6.6	0.9	3.1	2.8	3.9	3.7	5.5	8.6				
Avg. Stride Freq. [Hz]	2.3	2.3	2.3	2.3	2.3	2.3	2.3	2.2				
Avg. Stride Length [m]	6.5	7.8	7.3	7.2	7.3	7.4	7.1	7.0				



- [] Ranking at each section and finish
- .-.- No data available at this section
- NA No data available



Horse/Jockey Name	Jakkalberry Finn
Final Rank	5
Fastest Section Time (Section)	0:11.11 (1400m)
Top Speed [km/h] (Section)	67.3 (1400m)
Race State	Finished



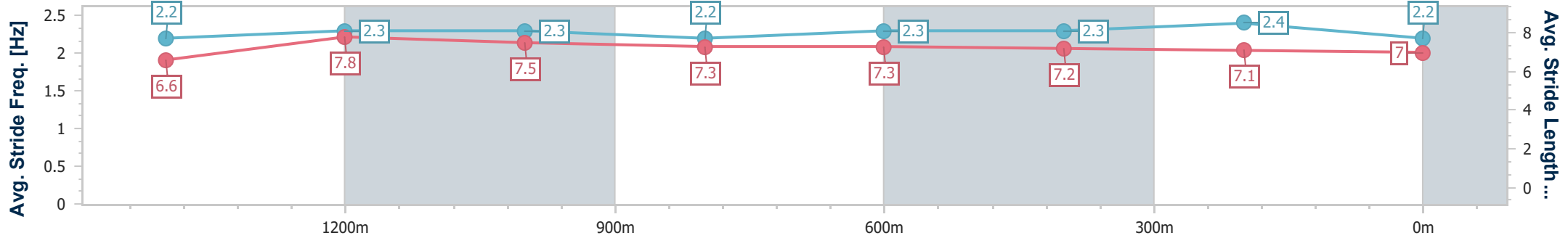
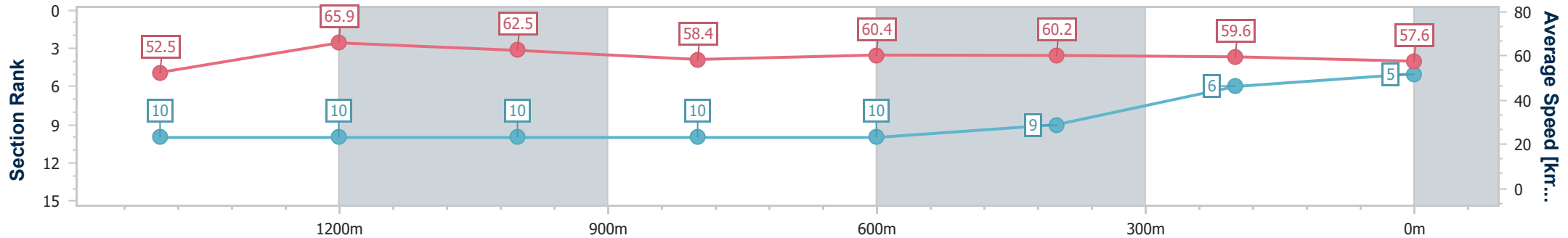
Toowoomba QLD Professional
Race 4: LIVEWIRED ELECTRICAL BENCHMARK 65 Handicap - 1625m



01 January 2024 - 15:08

Track Rating: Good 4, Weather: Overcast, Rail Position: True

Section	Overall	1400m	1200m	1000m	800m	600m	400m	200m
Section Times	1:39.56 [5] (0:15.48)	1:24.08 [10] (0:11.11)	1:12.97 [10] (0:11.53)	1:01.44 [10] (0:12.42)	0:49.02 [10] (0:12.07)	0:36.95 [10] (0:12.07)	0:24.88 [9] (0:12.37)	0:12.51 [6] (0:12.51)
Average Speed [km/h]	52.5	65.9	62.5	58.4	60.4	60.2	59.6	57.6
Top Speed [km/h]	66.8	67.3	65.9	60.0	61.5	61.8	60.5	58.8
Avg. Dist. to Rail [m]	4.1	2.8	2.8	2.3	2.8	2.3	6.0	7.6
Avg. Stride Freq. [Hz]	2.2	2.3	2.3	2.2	2.3	2.3	2.4	2.2
Avg. Stride Length [m]	6.6	7.8	7.5	7.3	7.3	7.2	7.1	7.0



- [] Ranking at each section and finish
- .-.- No data available at this section
- NA No data available



Horse/Jockey Name	Captain Hook
Final Rank	6
Fastest Section Time (Section)	0:10.93 (1400m)
Top Speed [km/h] (Section)	68.3 (1400m)
Race State	Finished



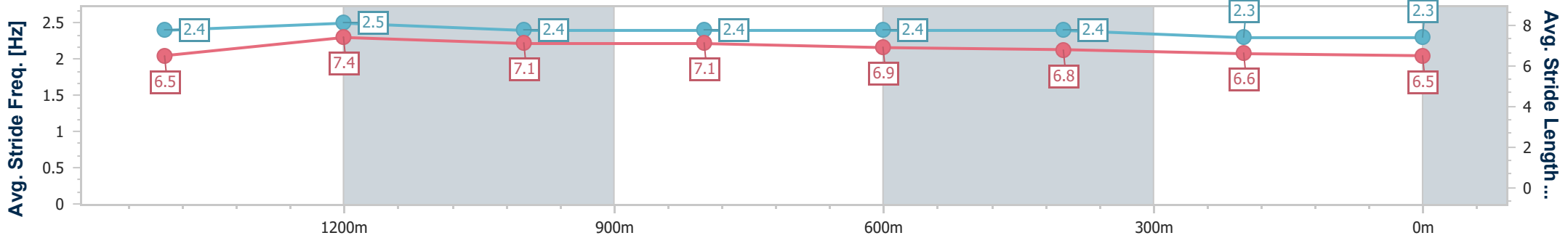
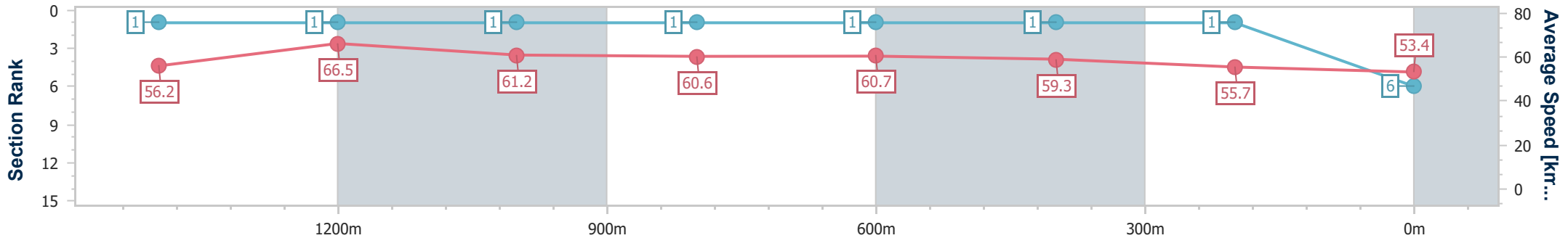
Toowoomba QLD Professional
Race 4: LIVEWIRED ELECTRICAL BENCHMARK 65 Handicap - 1625m



01 January 2024 - 15:08

Track Rating: Good 4, Weather: Overcast, Rail Position: True

Section	Overall	1400m	1200m	1000m	800m	600m	400m	200m					
Section Times	1:39.84 [6] (0:14.55)	1:25.29 [1] (0:10.93)	1:14.36 [1] (0:11.79)	1:02.57 [1] (0:11.96)	0:50.61 [1] (0:11.92)	0:38.69 [1] (0:12.22)	0:26.47 [1] (0:12.95)	0:13.52 [1] (0:13.52)					
Average Speed [km/h]	56.2	66.5	61.2	60.6	60.7	59.3	55.7	53.4					
Top Speed [km/h]	67.8	68.3	64.3	62.1	61.9	61.3	57.7	53.8					
Avg. Dist. to Rail [m]	6.7	2.1	2.9	1.8	2.5	0.9	1.3	6.0					
Avg. Stride Freq. [Hz]	2.4	2.5	2.4	2.4	2.4	2.4	2.3	2.3					
Avg. Stride Length [m]	6.5	7.4	7.1	7.1	6.9	6.8	6.6	6.5					



- [] Ranking at each section and finish
- .-.- No data available at this section
- NA No data available



Horse/Jockey Name	Kuzco Lad
Final Rank	7
Fastest Section Time (Section)	0:11.02 (1400m)
Top Speed [km/h] (Section)	68.0 (Overall)
Race State	Finished



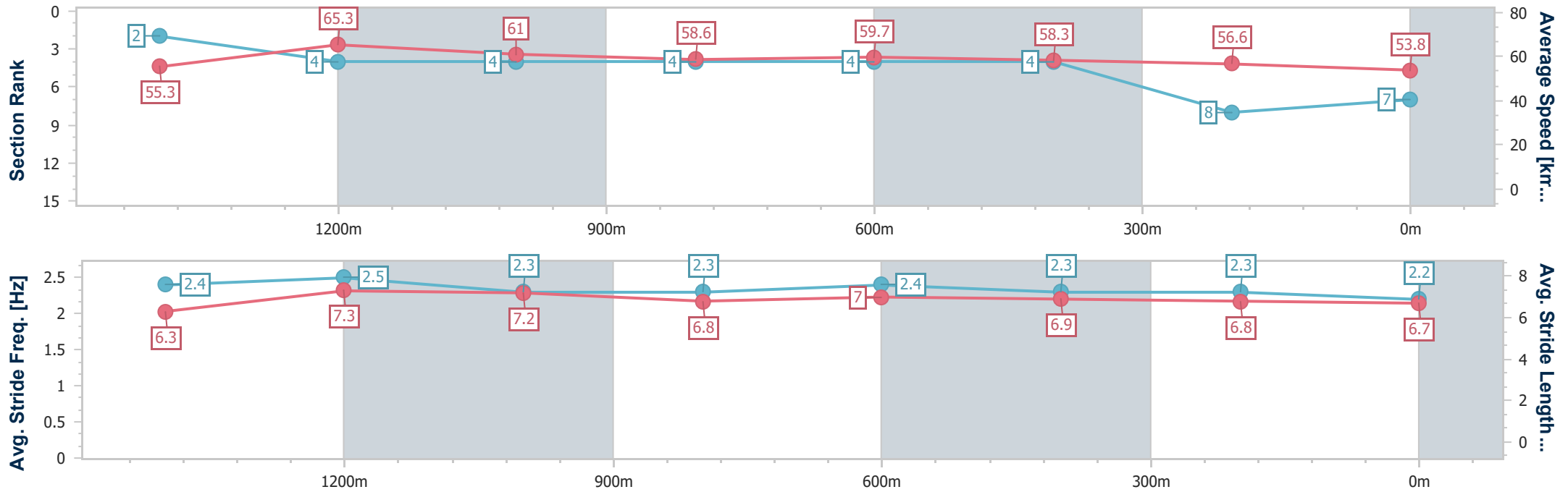
Toowoomba QLD Professional
Race 4: LIVEWIRED ELECTRICAL BENCHMARK 65 Handicap - 1625m



01 January 2024 - 15:08

Track Rating: Good 4, Weather: Overcast, Rail Position: True

Section	Overall	1400m	1200m	1000m	800m	600m	400m	200m
Section Times	1:40.44 [7] (0:14.71)	1:25.73 [2] (0:11.02)	1:14.71 [4] (0:11.83)	1:02.88 [4] (0:12.29)	0:50.59 [4] (0:12.09)	0:38.50 [4] (0:12.43)	0:26.07 [4] (0:12.76)	0:13.31 [8] (0:13.31)
Average Speed [km/h]	55.3	65.3	61.0	58.6	59.7	58.3	56.6	53.8
Top Speed [km/h]	68.0	67.4	63.4	59.4	61.0	60.8	57.9	55.7
Avg. Dist. to Rail [m]	4.6	0.4	0.8	0.6	0.9	1.1	1.3	1.3
Avg. Stride Freq. [Hz]	2.4	2.5	2.3	2.3	2.4	2.3	2.3	2.2
Avg. Stride Length [m]	6.3	7.3	7.2	6.8	7.0	6.9	6.8	6.7



- [] Ranking at each section and finish
- .-.- No data available at this section
- NA No data available



Horse/Jockey Name	Dazzling Flash
Final Rank	8
Fastest Section Time (Section)	0:10.84 (1400m)
Top Speed [km/h] (Section)	69.7 (Overall)
Race State	Finished



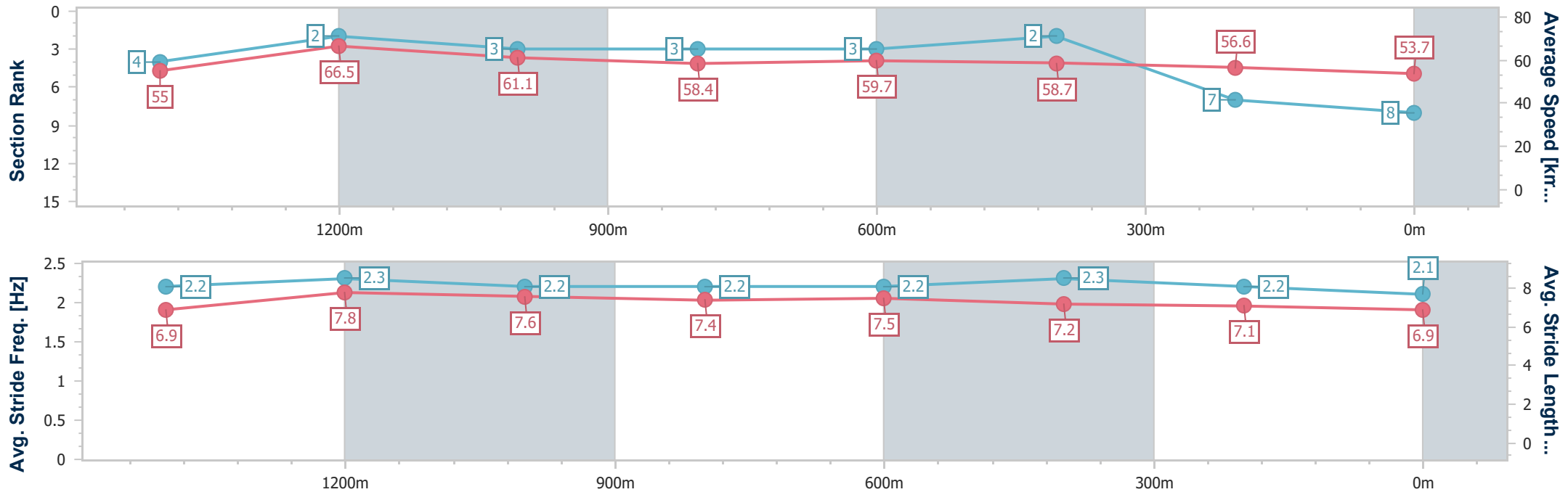
Toowoomba QLD Professional
Race 4: LIVEWIRED ELECTRICAL BENCHMARK 65 Handicap - 1625m



01 January 2024 - 15:08

Track Rating: Good 4, Weather: Overcast, Rail Position: True

Section	Overall	1400m	1200m	1000m	800m	600m	400m	200m
Section Times	1:40.46 [8] (0:14.79)	1:25.67 [4] (0:10.84)	1:14.83 [2] (0:11.79)	1:03.04 [3] (0:12.29)	0:50.75 [3] (0:12.17)	0:38.58 [3] (0:12.36)	0:26.22 [2] (0:12.83)	0:13.39 [7] (0:13.39)
Average Speed [km/h]	55.0	66.5	61.1	58.4	59.7	58.7	56.6	53.7
Top Speed [km/h]	69.7	69.7	63.9	59.9	60.2	60.1	58.5	54.9
Avg. Dist. to Rail [m]	4.6	0.2	1.1	0.6	2.5	1.7	2.3	3.3
Avg. Stride Freq. [Hz]	2.2	2.3	2.2	2.2	2.2	2.3	2.2	2.1
Avg. Stride Length [m]	6.9	7.8	7.6	7.4	7.5	7.2	7.1	6.9



- [] Ranking at each section and finish
- .-.-.- No data available at this section
- NA No data available



Horse/Jockey Name	Barrymore
Final Rank	9
Fastest Section Time (Section)	0:10.94 (1400m)
Top Speed [km/h] (Section)	68.5 (1400m)
Race State	Finished



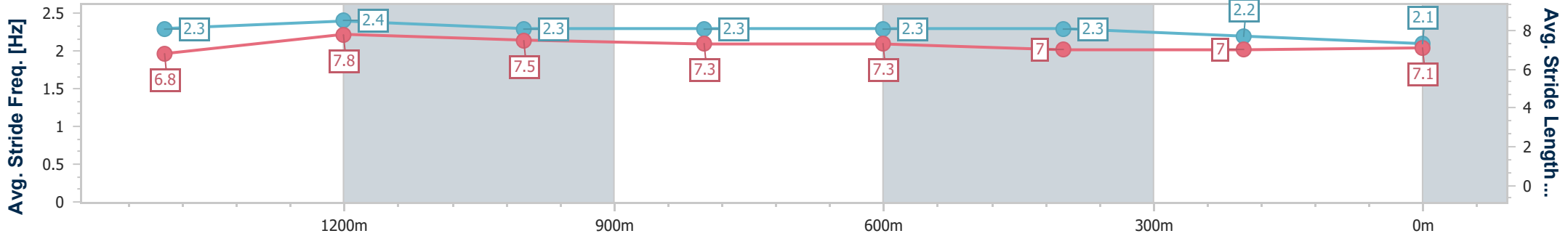
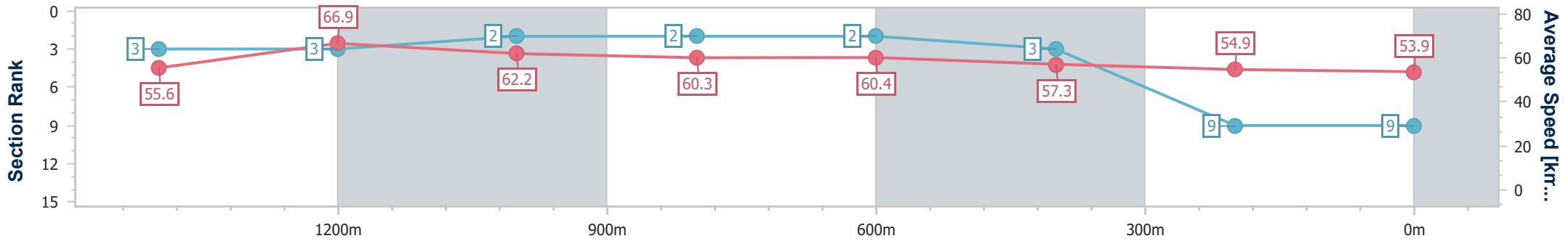
Toowoomba QLD Professional
Race 4: LIVEWIRED ELECTRICAL BENCHMARK 65 Handicap - 1625m



01 January 2024 - 15:08

Track Rating: Good 4, Weather: Overcast, Rail Position: True

Section	Overall	1400m	1200m	1000m	800m	600m	400m	200m					
Section Times	1:40.86 [9] (0:14.73)	1:26.13 [3] (0:10.94)	1:15.19 [3] (0:11.63)	1:03.56 [2] (0:12.14)	0:51.42 [2] (0:12.17)	0:39.25 [2] (0:12.67)	0:26.58 [3] (0:13.22)	0:13.36 [9] (0:13.36)					
Average Speed [km/h]	55.6	66.9	62.2	60.3	60.4	57.3	54.9	53.9					
Top Speed [km/h]	68.4	68.5	65.0	62.5	61.2	60.3	56.1	54.7					
Avg. Dist. to Rail [m]	7.6	3.4	4.9	4.9	4.7	2.2	1.7	0.5					
Avg. Stride Freq. [Hz]	2.3	2.4	2.3	2.3	2.3	2.3	2.2	2.1					
Avg. Stride Length [m]	6.8	7.8	7.5	7.3	7.3	7.0	7.0	7.1					



- [] Ranking at each section and finish
- .-.- No data available at this section
- NA No data available



Horse/Jockey Name	By the Law
Final Rank	10
Fastest Section Time (Section)	0:11.04 (1400m)
Top Speed [km/h] (Section)	69.5 (Overall)
Race State	Finished



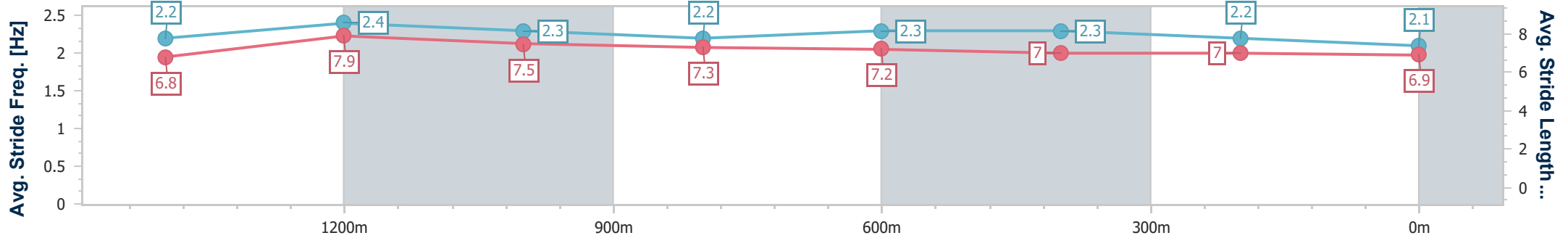
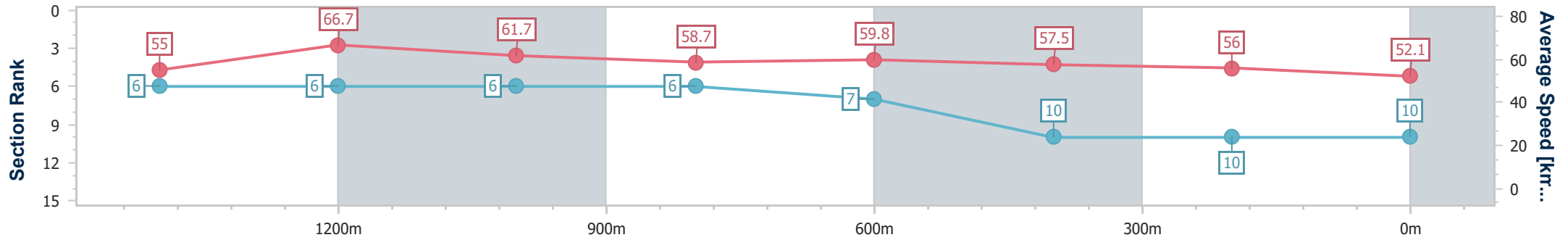
Toowoomba QLD Professional
Race 4: LIVEWIRED ELECTRICAL BENCHMARK 65 Handicap - 1625m



01 January 2024 - 15:08

Track Rating: Good 4, Weather: Overcast, Rail Position: True

Section	Overall	1400m	1200m	1000m	800m	600m	400m	200m
Section Times	1:41.74 [10] (0:14.84)	1:26.90 [6] (0:11.04)	1:15.86 [6] (0:11.77)	1:04.09 [6] (0:12.41)	0:51.68 [6] (0:12.20)	0:39.48 [7] (0:12.73)	0:26.75 [10] (0:12.94)	0:13.81 [10] (0:13.81)
Average Speed [km/h]	55.0	66.7	61.7	58.7	59.8	57.5	56.0	52.1
Top Speed [km/h]	69.5	69.3	63.8	59.7	60.8	59.6	57.5	55.3
Avg. Dist. to Rail [m]	8.1	4.1	4.9	4.4	3.6	3.0	2.3	3.1
Avg. Stride Freq. [Hz]	2.2	2.4	2.3	2.2	2.3	2.3	2.2	2.1
Avg. Stride Length [m]	6.8	7.9	7.5	7.3	7.2	7.0	7.0	6.9



- [] Ranking at each section and finish
- .-.-.- No data available at this section
- NA No data available



Horse/Jockey Name	Got The Lot
Final Rank	11
Fastest Section Time (Section)	0:10.99 (1400m)
Top Speed [km/h] (Section)	66.8 (Overall)
Race State	Finished



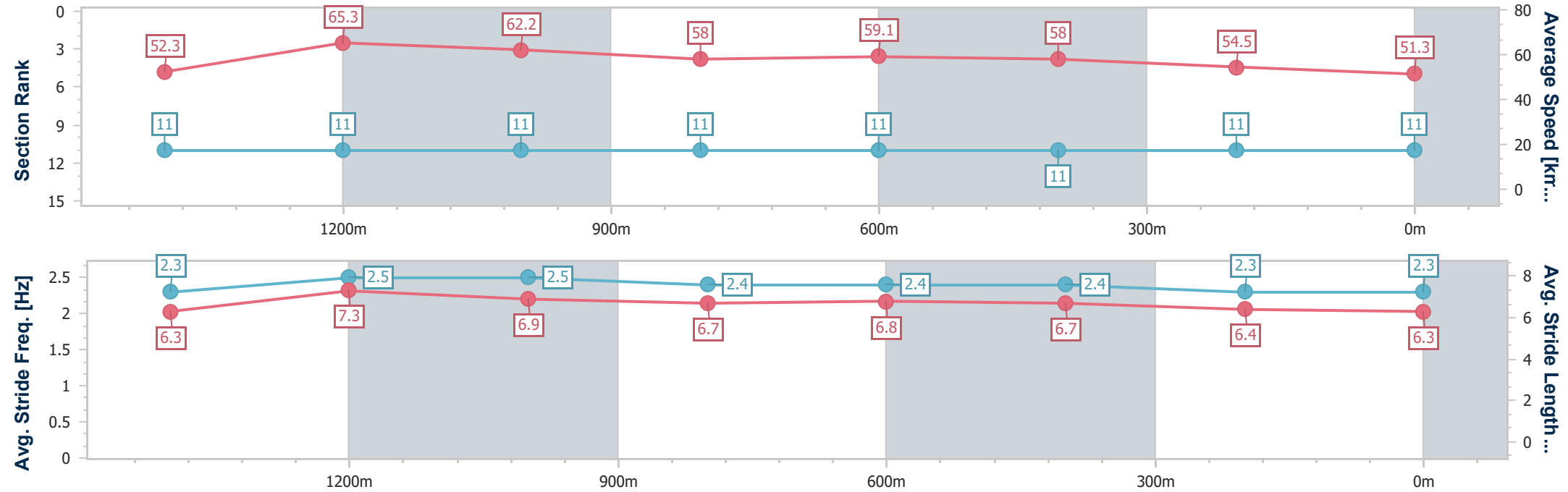
Toowoomba QLD Professional
Race 4: LIVEWIRED ELECTRICAL BENCHMARK 65 Handicap - 1625m



01 January 2024 - 15:08

Track Rating: Good 4, Weather: Overcast, Rail Position: True

Section	Overall	1400m	1200m	1000m	800m	600m	400m	200m				
Section Times	1:42.56 [11] (0:15.62)	1:26.94 [11] (0:10.99)	1:15.95 [11] (0:11.61)	1:04.34 [11] (0:12.39)	0:51.95 [11] (0:12.19)	0:39.76 [11] (0:12.49)	0:27.27 [11] (0:13.28)	0:13.99 [11] (0:13.99)				
Average Speed [km/h]	52.3	65.3	62.2	58.0	59.1	58.0	54.5	51.3				
Top Speed [km/h]	66.8	66.4	64.8	59.4	60.1	60.0	57.1	52.8				
Avg. Dist. to Rail [m]	7.2	0.6	1.9	0.5	0.8	0.9	1.7	0.9				
Avg. Stride Freq. [Hz]	2.3	2.5	2.5	2.4	2.4	2.4	2.3	2.3				
Avg. Stride Length [m]	6.3	7.3	6.9	6.7	6.8	6.7	6.4	6.3				



- [] Ranking at each section and finish
- .-.- No data available at this section
- NA No data available