



Toowoomba QLD Professional

Race 8: MNP SECURITY RATINGS BAND 0 - 58 Handicap - 1625m

01 January 2024 - 17:42



Track Rating: Good 3, Weather: Overcast, Rail Position: True

Section	Field Times	Overall	1400m	1200m	1000m	800m	600m	400m	Last 600m				
		1:39.67 (0:14.93)	1:24.74 (0:10.99)	1:13.75 (0:11.27)	1:02.48 (0:12.04)	0:50.44 (0:12.32)	0:38.12 (0:12.54)	0:25.58 (0:12.96)	0:38.12				
Rank	TAB Horse/Jockey	Barrier	Top Speed [km/h]	Fastest Section						Distance Travelled [m]			
1	6 DECARBONISE Jai Williams	1	67.2 Overall	0:11.06 1400m	1:39.67 [1] (0:15.34)	1:24.33 [5] (0:11.06)	1:13.27 [2] (0:11.82)	1:01.45 [3] (0:12.48)	0:48.97 [3] (0:12.24)	0:36.73 [3] (0:12.16)	0:24.57 [3] (0:12.24)	0:36.73	
2	1 FLOP TURN RIVER Les Tilley	10	67.8 1400m	0:11.46 1400m	1:39.92 [2] (0:15.11)	1:24.81 [3] (0:11.46)	1:13.35 [4] (0:11.97)	1:01.38 [4] (0:12.54)	0:48.84 [4] (0:12.17)	0:36.67 [4] (0:11.94)	0:24.73 [4] (0:12.27)	0:36.67	+15
3	8 TOMBOY'S SPIRIT Olivia Kendal	9	67.1 Overall	0:11.46 1400m	1:39.98 [3] (0:15.01)	1:24.97 [2] (0:11.46)	1:13.51 [3] (0:11.62)	1:01.89 [2] (0:12.18)	0:49.71 [2] (0:12.00)	0:37.71 [2] (0:12.31)	0:25.40 [2] (0:12.47)	0:37.71	+10
4	7 AWAIT THE STORM Savannah McCann	8	68.0 Overall	0:10.99 1400m	1:40.44 [4] (0:14.93)	1:25.51 [1] (0:10.99)	1:14.52 [1] (0:11.27)	1:03.25 [1] (0:12.04)	0:51.21 [1] (0:12.32)	0:38.89 [1] (0:12.54)	0:26.35 [1] (0:13.01)	0:38.89	+4
5	4 MIDNIGHT GUN James Orman	4	66.4 1400m	0:11.58 1400m	1:40.54 [5] (0:15.13)	1:25.41 [4] (0:11.58)	1:13.83 [5] (0:12.12)	1:01.71 [5] (0:12.65)	0:49.06 [5] (0:12.12)	0:36.94 [5] (0:11.83)	0:25.11 [5] (0:12.36)	0:36.94	+10
6	2 ZOUY'S COMET Tyler Leslight	5	65.0 Overall	0:11.62 1400m	1:40.76 [6] (0:15.43)	1:25.33 [6] (0:11.62)	1:13.71 [7] (0:12.26)	1:01.45 [7] (0:12.61)	0:48.84 [7] (0:12.22)	0:36.62 [7] (0:12.06)	0:24.56 [8] (0:12.30)	0:36.62	+9
7	12 EPIC LOVE Karl Zechner	2	66.8 Overall	0:11.50 1400m	1:40.84 [7] (0:15.75)	1:25.09 [9] (0:11.50)	1:13.59 [8] (0:12.28)	1:01.31 [9] (0:12.62)	0:48.69 [8] (0:12.01)	0:36.68 [8] (0:11.99)	0:24.69 [7] (0:12.33)	0:36.68	+4
8	5 BULL DIMPLE RUM Justin Stanley	11	67.5 1400m	0:11.51 1400m	1:40.88 [8] (0:15.46)	1:25.42 [7] (0:11.51)	1:13.91 [6] (0:12.11)	1:01.80 [6] (0:12.57)	0:49.23 [6] (0:12.02)	0:37.21 [6] (0:11.78)	0:25.43 [6] (0:12.49)	0:37.21	+17
9	13 SMASHING LUCAS Nozi Tomizawa	3	63.5 Overall	0:11.79 1400m	1:41.73 [9] (0:15.90)	1:25.83 [10] (0:11.79)	1:14.04 [10] (0:12.30)	1:01.74 [10] (0:12.51)	0:49.23 [10] (0:12.10)	0:37.13 [10] (0:12.26)	0:24.87 [10] (0:12.24)	0:37.13	+5
10	9 DANE ICHI Jake Molloy	6	65.2 Overall	0:11.76 1400m	1:42.75 [10] (0:15.60)	1:27.15 [8] (0:11.76)	1:15.39 [9] (0:12.14)	1:03.25 [8] (0:12.66)	0:50.59 [9] (0:12.08)	0:38.51 [9] (0:12.54)	0:25.97 [9] (0:12.83)	0:38.51	+18

Scratched: Sock'emsid (#11), Scapini (#10), Amphawa (#3)

[] Ranking at each section and finish
 -:-:- No data available at this section
 NA No data available

SCN Saddle cloth number
 DNF Did not finish
 DNT Did not track



Toowoomba QLD Professional

Race 8: MNP SECURITY RATINGS BAND 0 - 58 Handicap - 1625m

01 January 2024 - 17:42



Track Rating: Good 3, Weather: Overcast, Rail Position: True

Section				200m				Last 600m	
Field Times				0:12.62 (0:12.62)				0:38.12	
Rank	TAB	Horse/Jockey	Barrier	Top Speed [km/h]	Fastest Section	Margin			Distance Travelled [m]
1	6	DECARBONISE Jai Williams	1	67.2 Overall	0:11.06 1400m	0:12.33 [3] (0:12.33)	1:39.67		0:36.73
2	1	FLOP TURN RIVER Les Tilley	10	67.8 1400m	0:11.46 1400m	0:12.46 [4] (0:12.46)	1.3L		0:36.67 +15
3	8	TOMBOY'S SPIRIT Olivia Kendal	9	67.1 Overall	0:11.46 1400m	0:12.93 [1] (0:12.93)	1.6L		0:37.71 +10
4	7	AWAIT THE STORM Savannah McCann	8	68.0 Overall	0:10.99 1400m	0:13.34 [2] (0:13.34)	4.1L		0:38.89 +4
5	4	MIDNIGHT GUN James Orman	4	66.4 1400m	0:11.58 1400m	0:12.75 [5] (0:12.75)	4.6L		0:36.94 +10
6	2	ZOUY'S COMET Tyler Leslight	5	65.0 Overall	0:11.62 1400m	0:12.26 [8] (0:12.26)	5.9L		0:36.62 +9
7	12	EPIC LOVE Karl Zechner	2	66.8 Overall	0:11.50 1400m	0:12.36 [7] (0:12.36)	6.3L		0:36.68 +4
8	5	BULL DIMPLE RUM Justin Stanley	11	67.5 1400m	0:11.51 1400m	0:12.94 [6] (0:12.94)	6.5L		0:37.21 +17
9	13	SMASHING LUCAS Nozi Tomizawa	3	63.5 Overall	0:11.79 1400m	0:12.63 [9] (0:12.63)	6.5L		0:37.13 +5
10	9	DANE ICHI Jake Molloy	6	65.2 Overall	0:11.76 1400m	0:13.14 [10] (0:13.14)	12.3L		0:38.51 +18

Scratched: Sock'emsid (#11), Scapini (#10), Amphawa (#3)

[] Ranking at each section and finish
 -:-:- No data available at this section
 NA No data available

SCN Saddle cloth number
 DNF Did not finish
 DNT Did not track



Horse/Jockey Name	Decarbonise
Final Rank	1
Fastest Section Time (Section)	0:11.06 (1400m)
Top Speed [km/h] (Section)	67.2 (Overall)
Race State	Finished



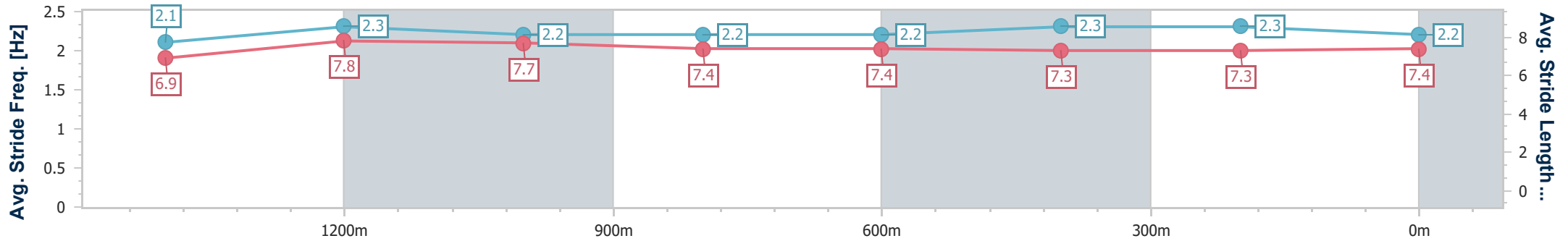
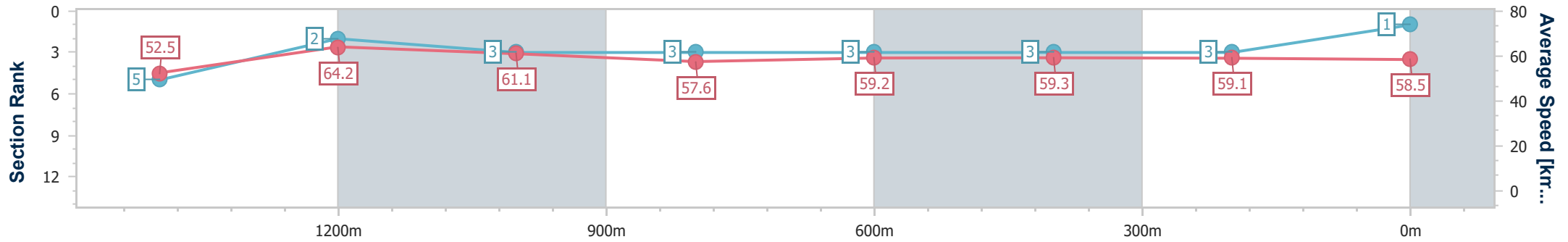
Toowoomba QLD Professional
Race 8: MNP SECURITY RATINGS BAND 0 - 58 Handicap - 1625m



01 January 2024 - 17:42

Track Rating: Good 3, Weather: Overcast, Rail Position: True

Section	Overall	1400m	1200m	1000m	800m	600m	400m	200m					
Section Times	1:39.67 [1] (0:15.34)	1:24.33 [5] (0:11.06)	1:13.27 [2] (0:11.82)	1:01.45 [3] (0:12.48)	0:48.97 [3] (0:12.24)	0:36.73 [3] (0:12.16)	0:24.57 [3] (0:12.24)	0:12.33 [3] (0:12.33)					
Average Speed [km/h]	52.5	64.2	61.1	57.6	59.2	59.3	59.1	58.5					
Top Speed [km/h]	67.2	67.1	63.0	59.2	60.6	60.7	59.7	59.7					
Avg. Dist. to Rail [m]	3.2	2.4	1.1	0.6	1.5	0.6	1.3	2.4					
Avg. Stride Freq. [Hz]	2.1	2.3	2.2	2.2	2.2	2.3	2.3	2.2					
Avg. Stride Length [m]	6.9	7.8	7.7	7.4	7.4	7.3	7.3	7.4					



- [] Ranking at each section and finish
- .-.- No data available at this section
- NA No data available



Horse/Jockey Name	Flop Turn River
Final Rank	2
Fastest Section Time (Section)	0:11.46 (1400m)
Top Speed [km/h] (Section)	67.8 (1400m)
Race State	Finished



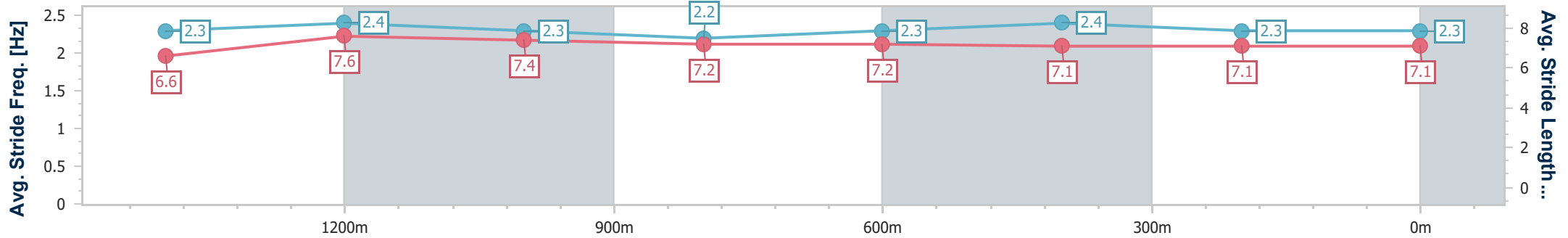
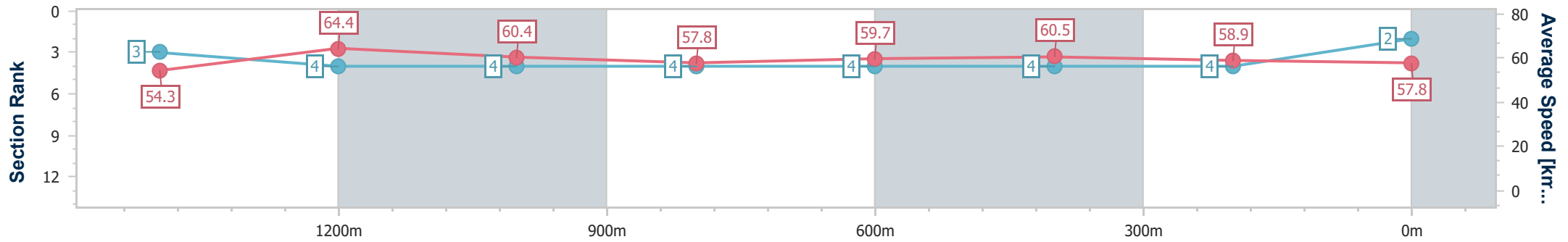
Toowoomba QLD Professional
Race 8: MNP SECURITY RATINGS BAND 0 - 58 Handicap - 1625m



01 January 2024 - 17:42

Track Rating: Good 3, Weather: Overcast, Rail Position: True

Section	Overall	1400m	1200m	1000m	800m	600m	400m	200m					
Section Times	1:39.92 [2] (0:15.11)	1:24.81 [3] (0:11.46)	1:13.35 [4] (0:11.97)	1:01.38 [4] (0:12.54)	0:48.84 [4] (0:12.17)	0:36.67 [4] (0:11.94)	0:24.73 [4] (0:12.27)	0:12.46 [4] (0:12.46)					
Average Speed [km/h]	54.3	64.4	60.4	57.8	59.7	60.5	58.9	57.8					
Top Speed [km/h]	67.8	67.8	62.2	59.5	61.4	62.0	60.4	58.7					
Avg. Dist. to Rail [m]	7.9	4.7	4.1	2.3	1.4	0.7	2.5	5.8					
Avg. Stride Freq. [Hz]	2.3	2.4	2.3	2.2	2.3	2.4	2.3	2.3					
Avg. Stride Length [m]	6.6	7.6	7.4	7.2	7.2	7.1	7.1	7.1					



- [] Ranking at each section and finish
- .-.- No data available at this section
- NA No data available



Horse/Jockey Name	Tomboy's Spirit
Final Rank	3
Fastest Section Time (Section)	0:11.46 (1400m)
Top Speed [km/h] (Section)	67.1 (Overall)
Race State	Finished



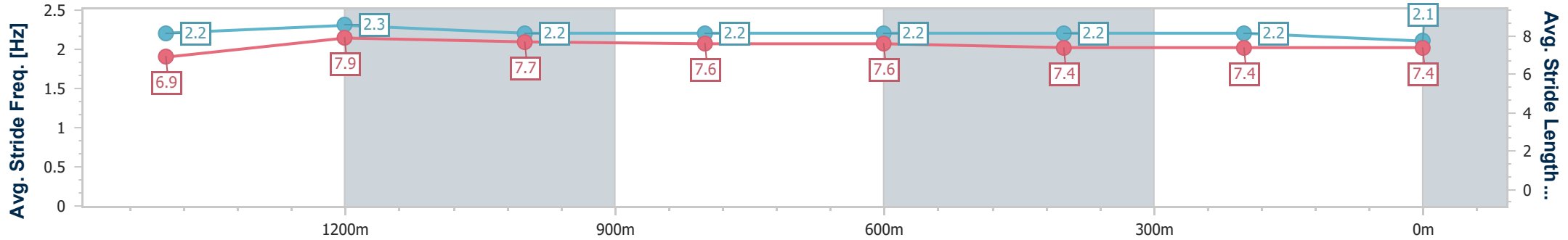
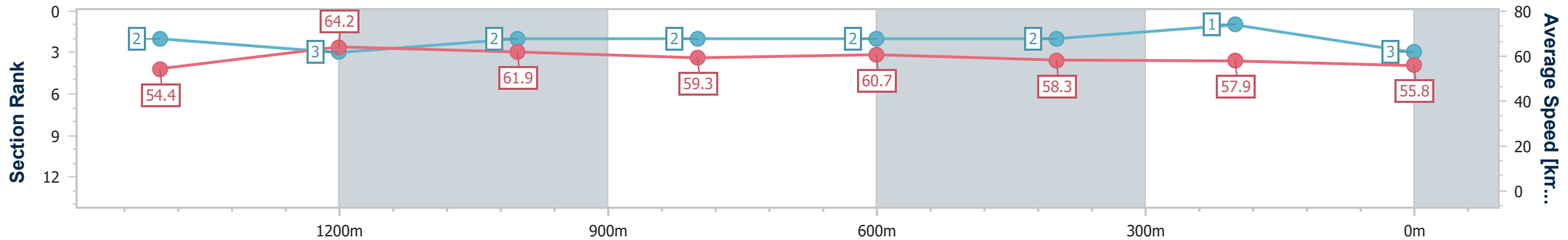
Toowoomba QLD Professional
Race 8: MNP SECURITY RATINGS BAND 0 - 58 Handicap - 1625m



01 January 2024 - 17:42

Track Rating: Good 3, Weather: Overcast, Rail Position: True

Section	Overall	1400m	1200m	1000m	800m	600m	400m	200m
Section Times	1:39.98 [3] (0:15.01)	1:24.97 [2] (0:11.46)	1:13.51 [3] (0:11.62)	1:01.89 [2] (0:12.18)	0:49.71 [2] (0:12.00)	0:37.71 [2] (0:12.31)	0:25.40 [2] (0:12.47)	0:12.93 [1] (0:12.93)
Average Speed [km/h]	54.4	64.2	61.9	59.3	60.7	58.3	57.9	55.8
Top Speed [km/h]	67.1	65.6	63.6	60.3	61.4	60.7	58.6	57.6
Avg. Dist. to Rail [m]	7.7	3.1	2.5	1.7	1.6	0.3	1.3	1.8
Avg. Stride Freq. [Hz]	2.2	2.3	2.2	2.2	2.2	2.2	2.2	2.1
Avg. Stride Length [m]	6.9	7.9	7.7	7.6	7.6	7.4	7.4	7.4



- [] Ranking at each section and finish
- .-.- No data available at this section
- NA No data available



Horse/Jockey Name	Await The Storm
Final Rank	4
Fastest Section Time (Section)	0:10.99 (1400m)
Top Speed [km/h] (Section)	68.0 (Overall)
Race State	Finished



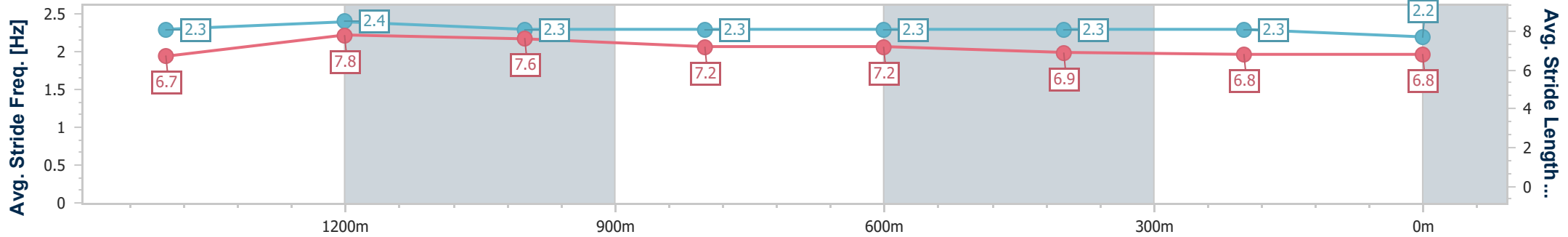
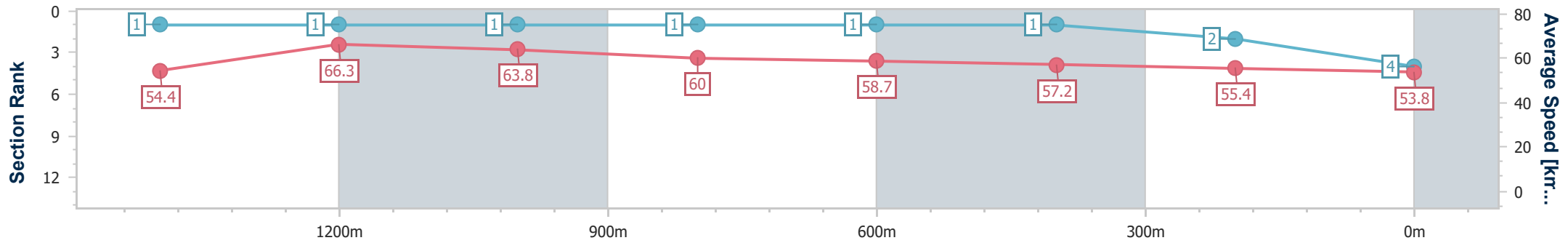
Toowoomba QLD Professional
Race 8: MNP SECURITY RATINGS BAND 0 - 58 Handicap - 1625m



01 January 2024 - 17:42

Track Rating: Good 3, Weather: Overcast, Rail Position: True

Section	Overall	1400m	1200m	1000m	800m	600m	400m	200m
Section Times	1:40.44 [4] (0:14.93)	1:25.51 [1] (0:10.99)	1:14.52 [1] (0:11.27)	1:03.25 [1] (0:12.04)	0:51.21 [1] (0:12.32)	0:38.89 [1] (0:12.54)	0:26.35 [1] (0:13.01)	0:13.34 [2] (0:13.34)
Average Speed [km/h]	54.4	66.3	63.8	60.0	58.7	57.2	55.4	53.8
Top Speed [km/h]	68.0	68.0	65.3	61.3	59.1	58.7	56.0	55.0
Avg. Dist. to Rail [m]	4.8	1.5	1.2	1.1	1.4	0.8	0.6	0.8
Avg. Stride Freq. [Hz]	2.3	2.4	2.3	2.3	2.3	2.3	2.3	2.2
Avg. Stride Length [m]	6.7	7.8	7.6	7.2	7.2	6.9	6.8	6.8



- [] Ranking at each section and finish
- .-.- No data available at this section
- NA No data available



Horse/Jockey Name	Midnight Gun
Final Rank	5
Fastest Section Time (Section)	0:11.58 (1400m)
Top Speed [km/h] (Section)	66.4 (1400m)
Race State	Finished



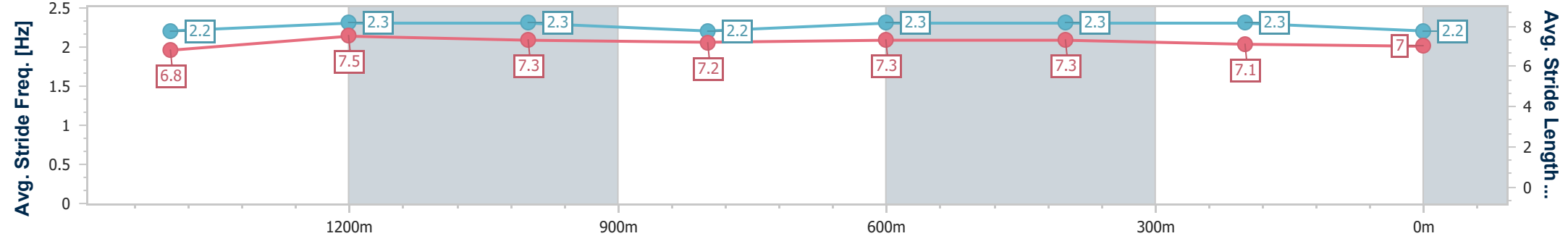
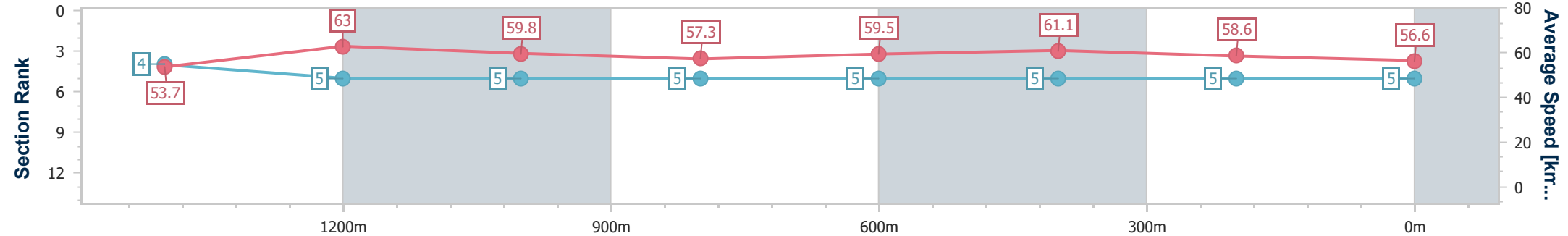
Toowoomba QLD Professional
Race 8: MNP SECURITY RATINGS BAND 0 - 58 Handicap - 1625m



01 January 2024 - 17:42

Track Rating: Good 3, Weather: Overcast, Rail Position: True

Section	Overall	1400m	1200m	1000m	800m	600m	400m	200m					
Section Times	1:40.54 [5] (0:15.13)	1:25.41 [4] (0:11.58)	1:13.83 [5] (0:12.12)	1:01.71 [5] (0:12.65)	0:49.06 [5] (0:12.12)	0:36.94 [5] (0:11.83)	0:25.11 [5] (0:12.36)	0:12.75 [5] (0:12.75)					
Average Speed [km/h]	53.7	63.0	59.8	57.3	59.5	61.1	58.6	56.6					
Top Speed [km/h]	66.1	66.4	61.3	58.2	61.5	62.6	59.5	58.0					
Avg. Dist. to Rail [m]	3.4	3.0	3.0	1.9	0.9	0.6	2.9	4.2					
Avg. Stride Freq. [Hz]	2.2	2.3	2.3	2.2	2.3	2.3	2.3	2.2					
Avg. Stride Length [m]	6.8	7.5	7.3	7.2	7.3	7.3	7.1	7.0					



- [] Ranking at each section and finish
- .-.- No data available at this section
- NA No data available



Horse/Jockey Name	Zouy's Comet
Final Rank	6
Fastest Section Time (Section)	0:11.62 (1400m)
Top Speed [km/h] (Section)	65.0 (Overall)
Race State	Finished



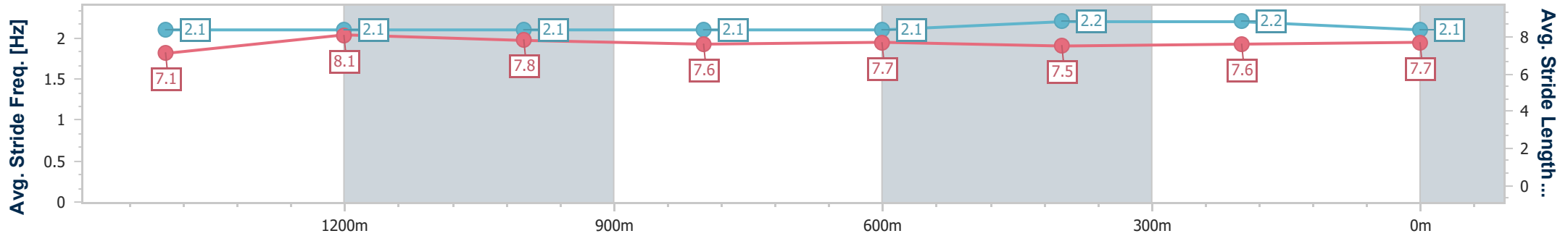
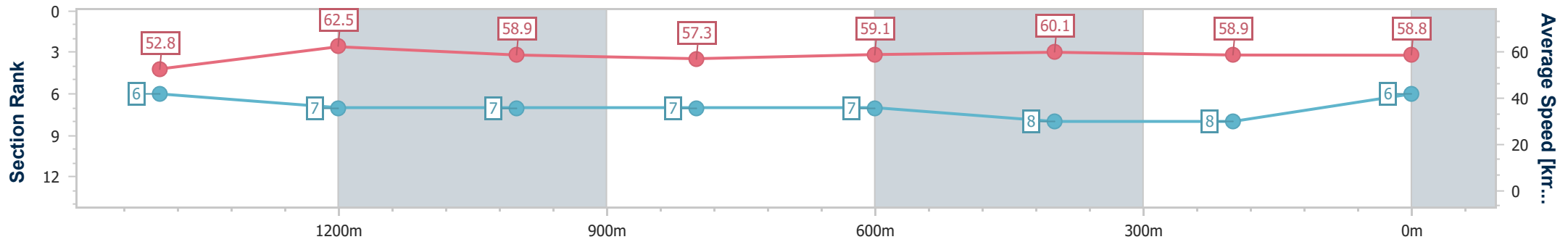
Toowoomba QLD Professional
Race 8: MNP SECURITY RATINGS BAND 0 - 58 Handicap - 1625m



01 January 2024 - 17:42

Track Rating: Good 3, Weather: Overcast, Rail Position: True

Section	Overall	1400m	1200m	1000m	800m	600m	400m	200m					
Section Times	1:40.76 [6] (0:15.43)	1:25.33 [6] (0:11.62)	1:13.71 [7] (0:12.26)	1:01.45 [7] (0:12.61)	0:48.84 [7] (0:12.22)	0:36.62 [7] (0:12.06)	0:24.56 [8] (0:12.30)	0:12.26 [8] (0:12.26)					
Average Speed [km/h]	52.8	62.5	58.9	57.3	59.1	60.1	58.9	58.8					
Top Speed [km/h]	65.0	65.0	60.7	58.1	61.4	61.6	59.3	59.4					
Avg. Dist. to Rail [m]	4.5	1.6	2.5	1.5	1.3	0.6	2.2	2.3					
Avg. Stride Freq. [Hz]	2.1	2.1	2.1	2.1	2.1	2.2	2.2	2.1					
Avg. Stride Length [m]	7.1	8.1	7.8	7.6	7.7	7.5	7.6	7.7					



- [] Ranking at each section and finish
- .-.- No data available at this section
- NA No data available



Horse/Jockey Name	Epic Love
Final Rank	7
Fastest Section Time (Section)	0:11.50 (1400m)
Top Speed [km/h] (Section)	66.8 (Overall)
Race State	Finished



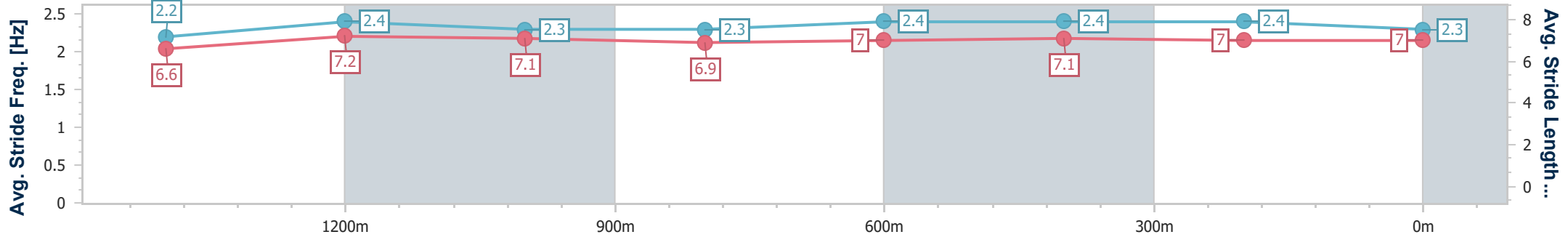
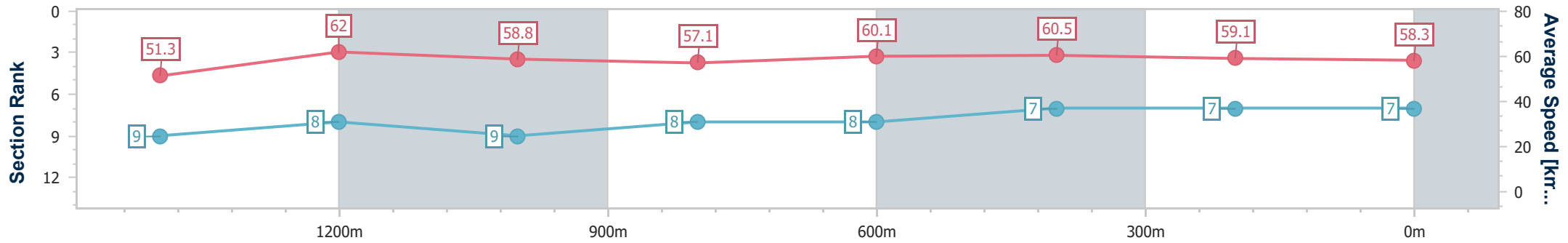
Toowoomba QLD Professional
Race 8: MNP SECURITY RATINGS BAND 0 - 58 Handicap - 1625m



01 January 2024 - 17:42

Track Rating: Good 3, Weather: Overcast, Rail Position: True

Section	Overall	1400m	1200m	1000m	800m	600m	400m	200m
Section Times	1:40.84 [7] (0:15.75)	1:25.09 [9] (0:11.50)	1:13.59 [8] (0:12.28)	1:01.31 [9] (0:12.62)	0:48.69 [8] (0:12.01)	0:36.68 [8] (0:11.99)	0:24.69 [7] (0:12.33)	0:12.36 [7] (0:12.36)
Average Speed [km/h]	51.3	62.0	58.8	57.1	60.1	60.5	59.1	58.3
Top Speed [km/h]	66.8	65.5	60.4	59.6	62.3	62.5	59.6	59.4
Avg. Dist. to Rail [m]	2.9	1.7	1.1	0.8	0.7	1.1	3.4	3.8
Avg. Stride Freq. [Hz]	2.2	2.4	2.3	2.3	2.4	2.4	2.4	2.3
Avg. Stride Length [m]	6.6	7.2	7.1	6.9	7.0	7.1	7.0	7.0



- [] Ranking at each section and finish
- .-.- No data available at this section
- NA No data available



Horse/Jockey Name	Bull Dimple Rum
Final Rank	8
Fastest Section Time (Section)	0:11.51 (1400m)
Top Speed [km/h] (Section)	67.5 (1400m)
Race State	Finished



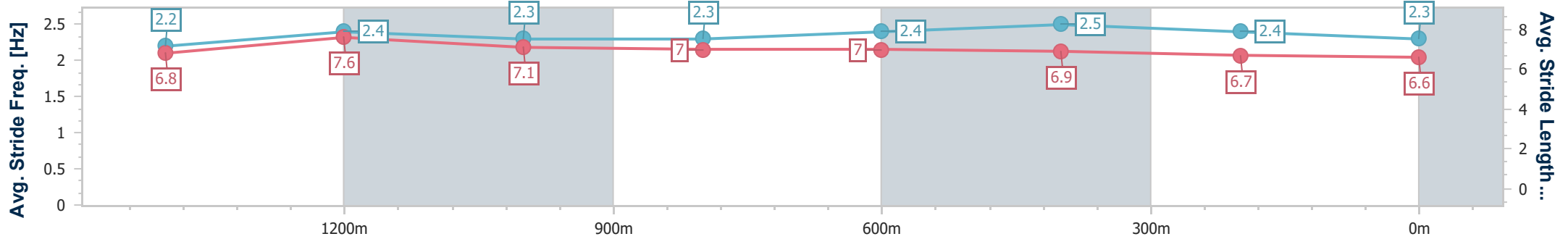
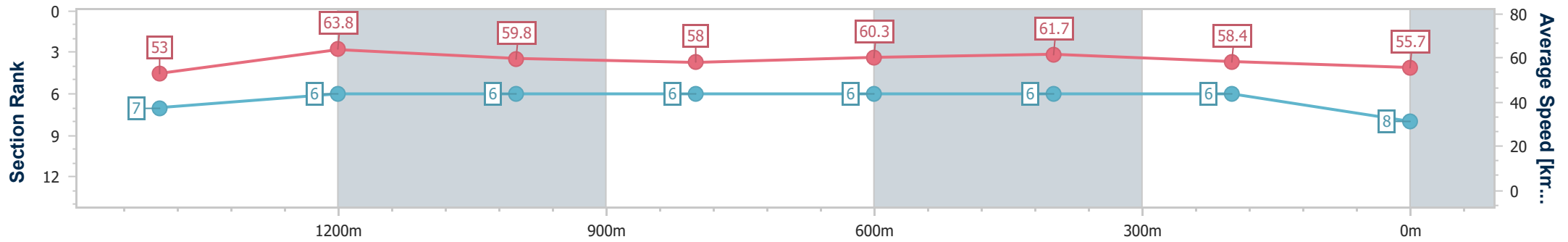
Toowoomba QLD Professional
Race 8: MNP SECURITY RATINGS BAND 0 - 58 Handicap - 1625m



01 January 2024 - 17:42

Track Rating: Good 3, Weather: Overcast, Rail Position: True

Section	Overall	1400m	1200m	1000m	800m	600m	400m	200m					
Section Times	1:40.88 [8] (0:15.46)	1:25.42 [7] (0:11.51)	1:13.91 [6] (0:12.11)	1:01.80 [6] (0:12.57)	0:49.23 [6] (0:12.02)	0:37.21 [6] (0:11.78)	0:25.43 [6] (0:12.49)	0:12.94 [6] (0:12.94)					
Average Speed [km/h]	53.0	63.8	59.8	58.0	60.3	61.7	58.4	55.7					
Top Speed [km/h]	67.3	67.5	62.8	59.3	63.2	63.3	60.2	57.0					
Avg. Dist. to Rail [m]	8.6	3.5	4.3	3.6	2.2	2.1	3.9	6.2					
Avg. Stride Freq. [Hz]	2.2	2.4	2.3	2.3	2.4	2.5	2.4	2.3					
Avg. Stride Length [m]	6.8	7.6	7.1	7.0	7.0	6.9	6.7	6.6					



- [] Ranking at each section and finish
- .-.- No data available at this section
- NA No data available



Horse/Jockey Name	Smashing Lucas
Final Rank	9
Fastest Section Time (Section)	0:11.79 (1400m)
Top Speed [km/h] (Section)	63.5 (Overall)
Race State	Finished



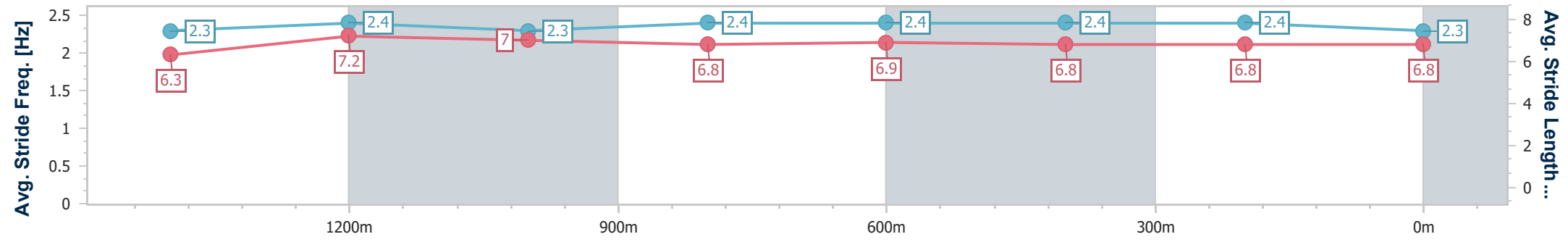
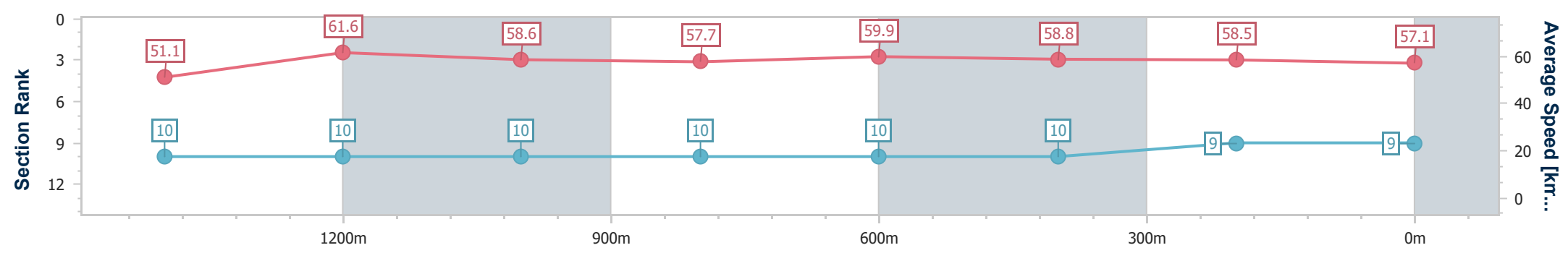
Toowoomba QLD Professional
Race 8: MNP SECURITY RATINGS BAND 0 - 58 Handicap - 1625m



01 January 2024 - 17:42

Track Rating: Good 3, Weather: Overcast, Rail Position: True

Section	Overall	1400m	1200m	1000m	800m	600m	400m	200m					
Section Times	1:41.73 [9] (0:15.90)	1:25.83 [10] (0:11.79)	1:14.04 [10] (0:12.30)	1:01.74 [10] (0:12.51)	0:49.23 [10] (0:12.10)	0:37.13 [10] (0:12.26)	0:24.87 [10] (0:12.24)	0:12.63 [9] (0:12.63)					
Average Speed [km/h]	51.1	61.6	58.6	57.7	59.9	58.8	58.5	57.1					
Top Speed [km/h]	63.5	63.5	60.9	59.8	62.5	61.6	59.9	57.9					
Avg. Dist. to Rail [m]	2.9	1.2	2.6	2.0	2.1	1.1	1.0	1.9					
Avg. Stride Freq. [Hz]	2.3	2.4	2.3	2.4	2.4	2.4	2.4	2.3					
Avg. Stride Length [m]	6.3	7.2	7.0	6.8	6.9	6.8	6.8	6.8					



[] Ranking at each section and finish
 -.-.- No data available at this section
 NA No data available



Horse/Jockey Name	Dane Ichi
Final Rank	10
Fastest Section Time (Section)	0:11.76 (1400m)
Top Speed [km/h] (Section)	65.2 (Overall)
Race State	Finished



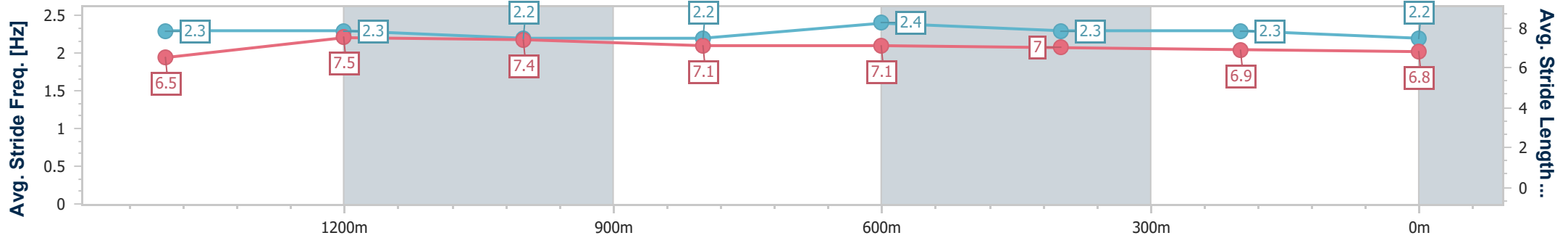
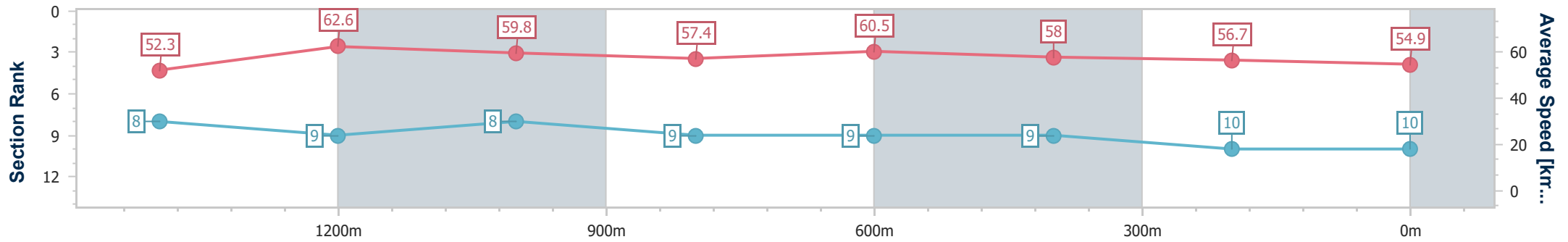
Toowoomba QLD Professional
Race 8: MNP SECURITY RATINGS BAND 0 - 58 Handicap - 1625m



01 January 2024 - 17:42

Track Rating: Good 3, Weather: Overcast, Rail Position: True

Section	Overall	1400m	1200m	1000m	800m	600m	400m	200m
Section Times	1:42.75 [10] (0:15.60)	1:27.15 [8] (0:11.76)	1:15.39 [9] (0:12.14)	1:03.25 [8] (0:12.66)	0:50.59 [9] (0:12.08)	0:38.51 [9] (0:12.54)	0:25.97 [9] (0:12.83)	0:13.14 [10] (0:13.14)
Average Speed [km/h]	52.3	62.6	59.8	57.4	60.5	58.0	56.7	54.9
Top Speed [km/h]	65.2	65.0	61.2	58.6	61.4	60.5	57.9	56.2
Avg. Dist. to Rail [m]	7.1	4.6	3.9	3.7	4.0	2.3	3.0	3.5
Avg. Stride Freq. [Hz]	2.3	2.3	2.2	2.2	2.4	2.3	2.3	2.2
Avg. Stride Length [m]	6.5	7.5	7.4	7.1	7.1	7.0	6.9	6.8



- [] Ranking at each section and finish
- .-.- No data available at this section
- NA No data available