



Eagle Farm QLD Professional
Race 3: DIRTY WORK 1ST YEARLING ON OFFER @WIDDEN Fillies & Mares BENCHMARK 65 Handicap - 1300m
03 January 2024 - 15:04



Track Rating: Soft 6, Weather: Fine, Rail Position: +11m Entire

Section	Overall	1200m	1000m	800m	600m	400m	Last 600m						
Field Times	1:18.24 (0:07.69)	1:10.55 (0:11.27)	0:59.28 (0:11.98)	0:47.30 (0:12.24)	0:35.06 (0:11.77)	0:23.29 (0:11.33)	0:35.06						
Rank	TAB	Horse/Jockey	Barrier	Top Speed [km/h]	Fastest Section							Distance Travelled [m]	
1	5	TREAD SOFTLY Jake Bayliss	1	64.9 1200m	0:07.97 Overall	1:18.24 [1] (0:07.97)	1:10.27 [5] (0:11.41)	0:58.86 [4] (0:11.84)	0:47.02 [3] (0:12.15)	0:34.87 [3] (0:11.59)	0:23.28 [2] (0:11.32)	0:34.87	
2	7	ONE 'N' ONLY Casey Waddell	10	65.8 1200m	0:07.69 Overall	1:18.25 [2] (0:07.69)	1:10.56 [1] (0:11.27)	0:59.29 [1] (0:11.98)	0:47.31 [1] (0:12.24)	0:35.07 [1] (0:11.77)	0:23.30 [1] (0:11.33)	0:35.07	+3
3	8	SMOOTH TORQUE Robbie Dolan	9	67.0 400m	0:08.35 Overall	1:18.31 [3] (0:08.35)	1:09.96 [8] (0:11.59)	0:58.37 [8] (0:11.88)	0:46.49 [8] (0:12.18)	0:34.31 [8] (0:11.43)	0:22.88 [6] (0:11.09)	0:34.31	-1
4	6	ZOUPERB James Orman	3	67.1 400m	0:07.89 Overall	1:18.67 [4] (0:07.89)	1:10.78 [3] (0:11.47)	0:59.31 [3] (0:12.02)	0:47.29 [4] (0:12.33)	0:34.96 [4] (0:11.63)	0:23.33 [5] (0:11.07)	0:34.96	+7
5	9	NEVER ISLAND Martin Harley	2	65.4 400m	0:08.06 Overall	1:18.72 [5] (0:08.06)	1:10.66 [6] (0:11.60)	0:59.06 [6] (0:11.98)	0:47.08 [5] (0:12.19)	0:34.89 [5] (0:11.40)	0:23.49 [4] (0:11.31)	0:34.89	-3
6	2	KINETIC Cejay Graham	8	66.9 1200m	0:07.88 Overall	1:18.86 [6] (0:07.88)	1:10.98 [2] (0:11.28)	0:59.70 [2] (0:11.97)	0:47.73 [2] (0:12.19)	0:35.54 [2] (0:11.70)	0:23.84 [3] (0:11.47)	0:35.54	+3
7	3	O'MISS BEHAVING Jake Molloy	5	65.1 400m	0:08.15 Overall	1:19.10 [7] (0:08.15)	1:10.95 [7] (0:11.71)	0:59.24 [7] (0:11.93)	0:47.31 [7] (0:12.15)	0:35.16 [7] (0:11.68)	0:23.48 [8] (0:11.27)	0:35.16	+4
8	10	IS SWEET Ben Thompson	4	64.3 600m	0:07.93 Overall	1:20.33 [8] (0:07.93)	1:12.40 [4] (0:11.70)	1:00.70 [5] (0:12.03)	0:48.67 [6] (0:12.23)	0:36.44 [6] (0:11.56)	0:24.88 [7] (0:11.71)	0:36.44	+5

Scratched: Espresso Love (#1), Sleigh Queen (#4)

[] Ranking at each section and finish
 -:-:- No data available at this section
 NA No data available

SCN Saddle cloth number
 DNF Did not finish
 DNT Did not track



Eagle Farm QLD Professional
Race 3: DIRTY WORK 1ST YEARLING ON OFFER @WIDDEN Fillies & Mares BENCHMARK 65 Handicap - 1300m
03 January 2024 - 15:04



Track Rating: Soft 6, Weather: Fine, Rail Position: +11m Entire

Section							200m			Last 600m
Field Times							0:11.96			0:35.06
Rank	TAB	Horse/Jockey	Barrier	Top Speed [km/h]	Fastest Section	Margin				Distance Travelled [m]
1	5	TREAD SOFTLY Jake Bayliss	1	64.9 1200m	0:07.97 Overall	0:11.96 [2] (0:11.96)	1:18.24		0:34.87	
2	7	ONE 'N' ONLY Casey Waddell	10	65.8 1200m	0:07.69 Overall	0:11.97 [1] (0:11.97)	0.08L		0:35.07	+3
3	8	SMOOTH TORQUE Robbie Dolan	9	67.0 400m	0:08.35 Overall	0:11.79 [5] (0:11.79)	0.43L		0:34.31	-1
4	6	ZOUPERB James Orman	3	67.1 400m	0:07.89 Overall	0:12.26 [3] (0:12.26)	2.54L		0:34.96	+7
5	9	NEVER ISLAND Martin Harley	2	65.4 400m	0:08.06 Overall	0:12.18 [6] (0:12.18)	2.84L		0:34.89	-3
6	2	KINETIC Cejay Graham	8	66.9 1200m	0:07.88 Overall	0:12.37 [4] (0:12.37)	3.63L		0:35.54	+3
7	3	O'MISS BEHAVING Jake Molloy	5	65.1 400m	0:08.15 Overall	0:12.21 [7] (0:12.21)	5.04L		0:35.16	+4
8	10	IS SWEET Ben Thompson	4	64.3 600m	0:07.93 Overall	0:13.17 [8] (0:13.17)	12.29L		0:36.44	+5

Scratched: Espresso Love (#1), Sleigh Queen (#4)

[] Ranking at each section and finish
 -:-:- No data available at this section
 NA No data available

SCN Saddle cloth number
 DNF Did not finish
 DNT Did not track



Horse/Jockey Name	Tread Softly
Final Rank	1
Fastest Section Time (Section)	0:07.97 (Overall)
Top Speed [km/h] (Section)	64.9 (1200m)
Race State	Finished



Eagle Farm QLD Professional
 Race 3: DIRTY WORK 1ST YEARLING ON OFFER @WIDDEN
 Fillies & Mares BENCHMARK 65 Handicap - 1300m

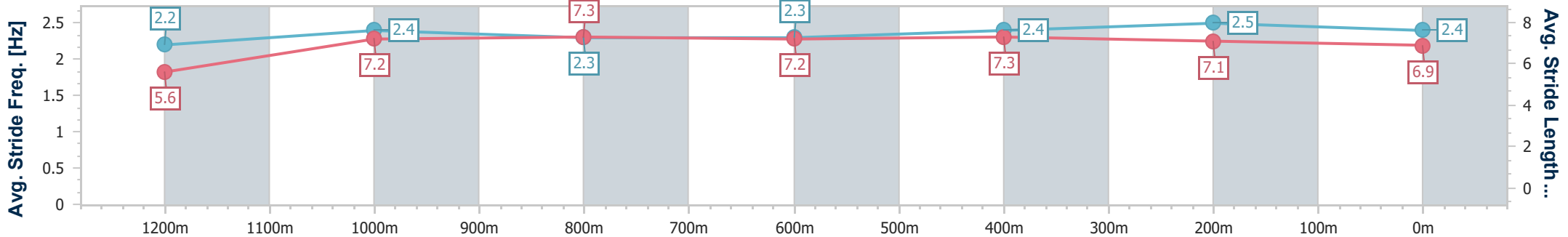
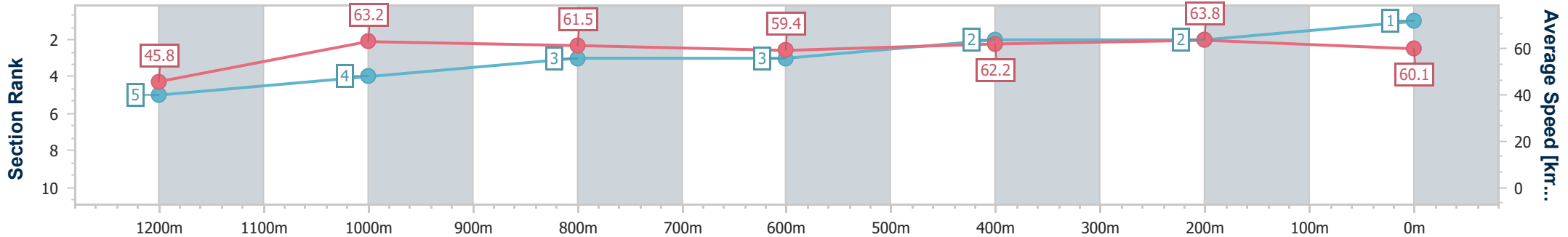
03 January 2024 - 15:04

Track Rating: Soft 6, Weather: Fine, Rail Position: +11m Entire



BRISBANE
RACING CLUB

Section	Overall	1200m	1000m	800m	600m	400m	200m
Section Times	1:18.24 [1] (0:07.97)	1:10.27 [5] (0:11.41)	0:58.86 [4] (0:11.84)	0:47.02 [3] (0:12.15)	0:34.87 [3] (0:11.59)	0:23.28 [2] (0:11.32)	0:11.96 [2] (0:11.96)
Average Speed [km/h]	45.8	63.2	61.5	59.4	62.2	63.8	60.1
Top Speed [km/h]	61.4	64.9	62.2	60.9	64.3	64.7	62.7
Avg. Dist. to Rail [m]	6.0	2.0	2.1	0.6	1.2	3.8	3.9
Avg. Stride Freq. [Hz]	2.2	2.4	2.3	2.3	2.4	2.5	2.4
Avg. Stride Length [m]	5.6	7.2	7.3	7.2	7.3	7.1	6.9



- [] Ranking at each section and finish
- .-.- No data available at this section
- NA No data available



Horse/Jockey Name	One 'N' Only
Final Rank	2
Fastest Section Time (Section)	0:07.69 (Overall)
Top Speed [km/h] (Section)	65.8 (1200m)
Race State	Finished



Eagle Farm QLD Professional
 Race 3: DIRTY WORK 1ST YEARLING ON OFFER @WIDDEN
 Fillies & Mares BENCHMARK 65 Handicap - 1300m

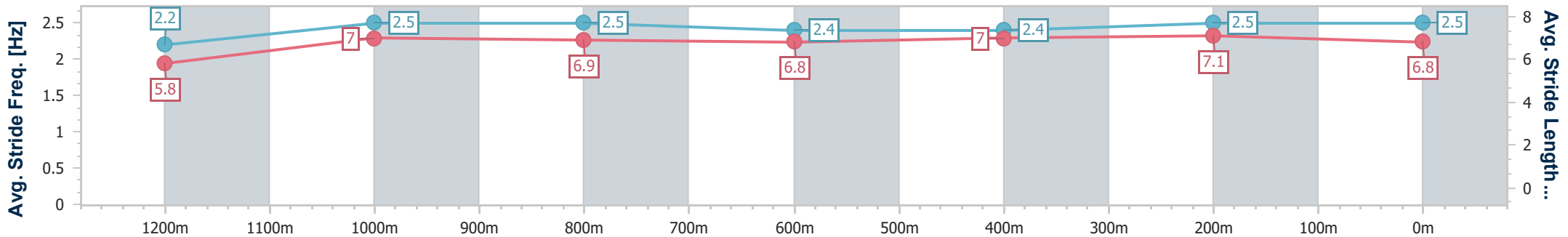
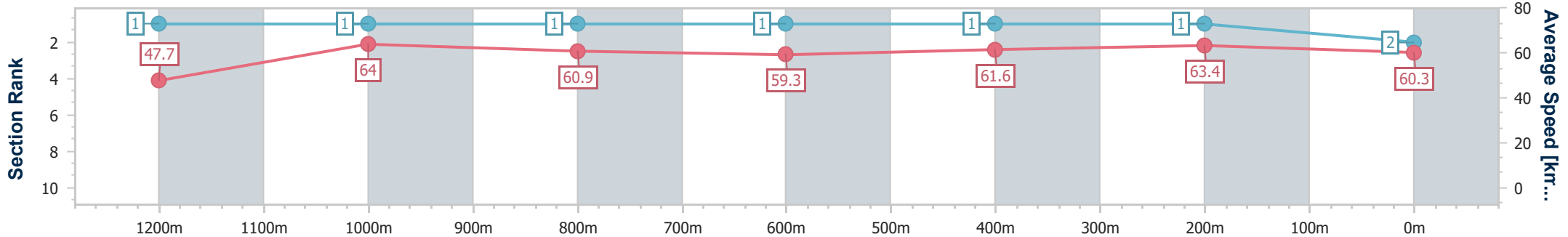
03 January 2024 - 15:04

Track Rating: Soft 6, Weather: Fine, Rail Position: +11m Entire



BRISBANE
RACING CLUB

Section	Overall	1200m	1000m	800m	600m	400m	200m
Section Times	1:18.25 [2] (0:07.69)	1:10.56 [1] (0:11.27)	0:59.29 [1] (0:11.98)	0:47.31 [1] (0:12.24)	0:35.07 [1] (0:11.77)	0:23.30 [1] (0:11.33)	0:11.97 [1] (0:11.97)
Average Speed [km/h]	47.7	64.0	60.9	59.3	61.6	63.4	60.3
Top Speed [km/h]	65.7	65.8	62.1	60.5	63.5	63.9	63.3
Avg. Dist. to Rail [m]	11.9	3.3	2.4	2.0	1.8	1.8	2.8
Avg. Stride Freq. [Hz]	2.2	2.5	2.5	2.4	2.4	2.5	2.5
Avg. Stride Length [m]	5.8	7.0	6.9	6.8	7.0	7.1	6.8



- [] Ranking at each section and finish
- .-.- No data available at this section
- NA No data available



Horse/Jockey Name	Smooth Torque
Final Rank	3
Fastest Section Time (Section)	0:08.35 (Overall)
Top Speed [km/h] (Section)	67.0 (400m)
Race State	Finished



Eagle Farm QLD Professional
 Race 3: DIRTY WORK 1ST YEARLING ON OFFER @WIDDEN
 Fillies & Mares BENCHMARK 65 Handicap - 1300m

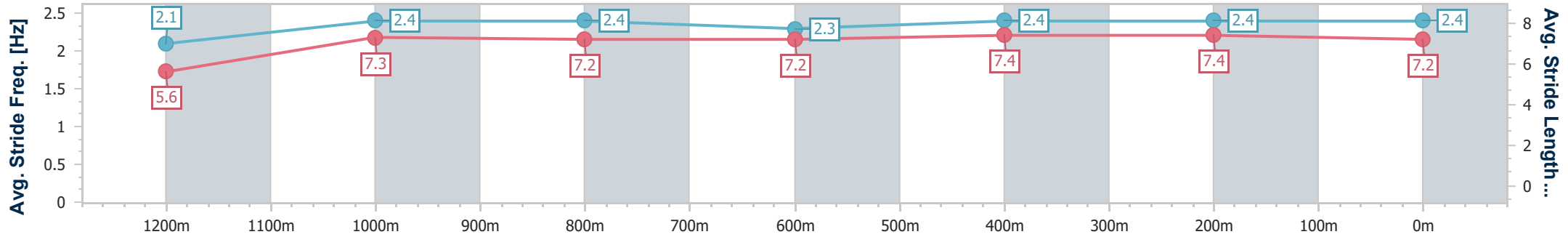
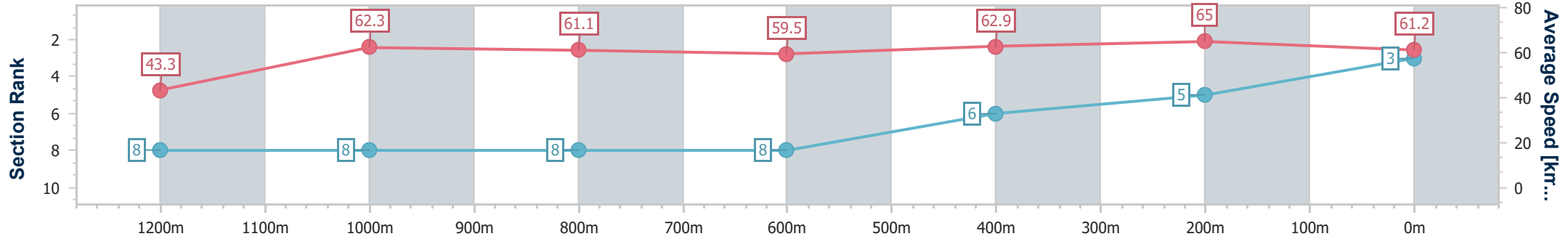
03 January 2024 - 15:04

Track Rating: Soft 6, Weather: Fine, Rail Position: +11m Entire



BRISBANE
RACING CLUB

Section	Overall	1200m	1000m	800m	600m	400m	200m
Section Times	1:18.31 [3] (0:08.35)	1:09.96 [8] (0:11.59)	0:58.37 [8] (0:11.88)	0:46.49 [8] (0:12.18)	0:34.31 [8] (0:11.43)	0:22.88 [6] (0:11.09)	0:11.79 [5]
Average Speed [km/h]	43.3	62.3	61.1	59.5	62.9	65.0	61.2
Top Speed [km/h]	58.6	64.0	63.6	60.4	65.0	67.0	63.6
Avg. Dist. to Rail [m]	10.1	1.7	1.7	1.0	1.0	2.6	1.0
Avg. Stride Freq. [Hz]	2.1	2.4	2.4	2.3	2.4	2.4	2.4
Avg. Stride Length [m]	5.6	7.3	7.2	7.2	7.4	7.4	7.2



- [] Ranking at each section and finish
- .-.- No data available at this section
- NA No data available



Horse/Jockey Name	Zouperb
Final Rank	4
Fastest Section Time (Section)	0:07.89 (Overall)
Top Speed [km/h] (Section)	67.1 (400m)
Race State	Finished



Eagle Farm QLD Professional
 Race 3: DIRTY WORK 1ST YEARLING ON OFFER @WIDDEN
 Fillies & Mares BENCHMARK 65 Handicap - 1300m

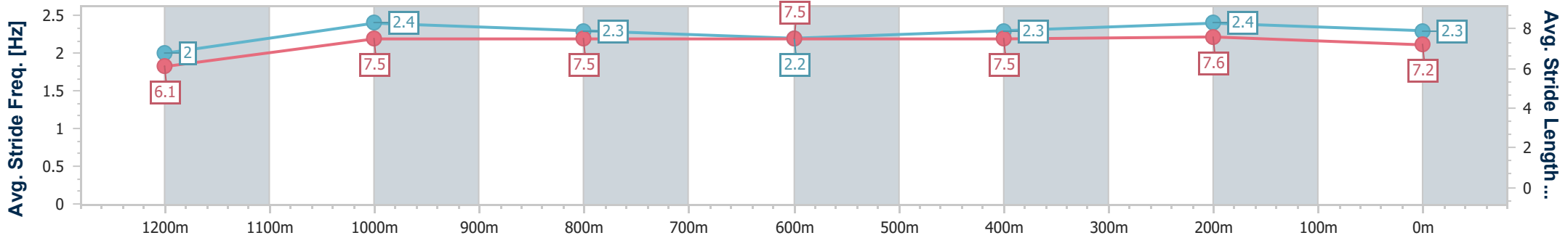
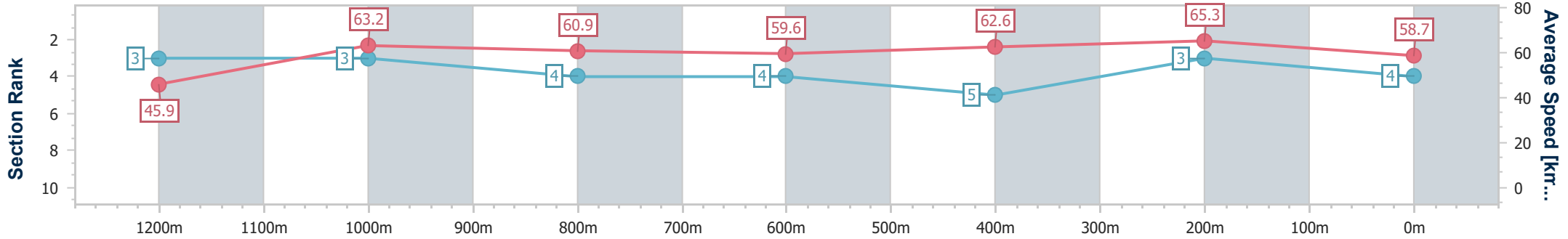
03 January 2024 - 15:04

Track Rating: Soft 6, Weather: Fine, Rail Position: +11m Entire



BRISBANE
RACING CLUB

Section	Overall	1200m	1000m	800m	600m	400m	200m
Section Times	1:18.67 [4] (0:07.89)	1:10.78 [3] (0:11.47)	0:59.31 [3] (0:12.02)	0:47.29 [4] (0:12.33)	0:34.96 [4] (0:11.63)	0:23.33 [5] (0:11.07)	0:12.26 [3] (0:12.26)
Average Speed [km/h]	45.9	63.2	60.9	59.6	62.6	65.3	58.7
Top Speed [km/h]	60.5	64.5	62.3	61.2	65.6	67.1	62.6
Avg. Dist. to Rail [m]	7.0	3.2	4.2	3.9	3.7	5.1	2.9
Avg. Stride Freq. [Hz]	2.0	2.4	2.3	2.2	2.3	2.4	2.3
Avg. Stride Length [m]	6.1	7.5	7.5	7.5	7.5	7.6	7.2



- [] Ranking at each section and finish
- .-.- No data available at this section
- NA No data available



Horse/Jockey Name	Never Island
Final Rank	5
Fastest Section Time (Section)	0:08.06 (Overall)
Top Speed [km/h] (Section)	65.4 (400m)
Race State	Finished



Eagle Farm QLD Professional
 Race 3: DIRTY WORK 1ST YEARLING ON OFFER @WIDDEN
 Fillies & Mares BENCHMARK 65 Handicap - 1300m

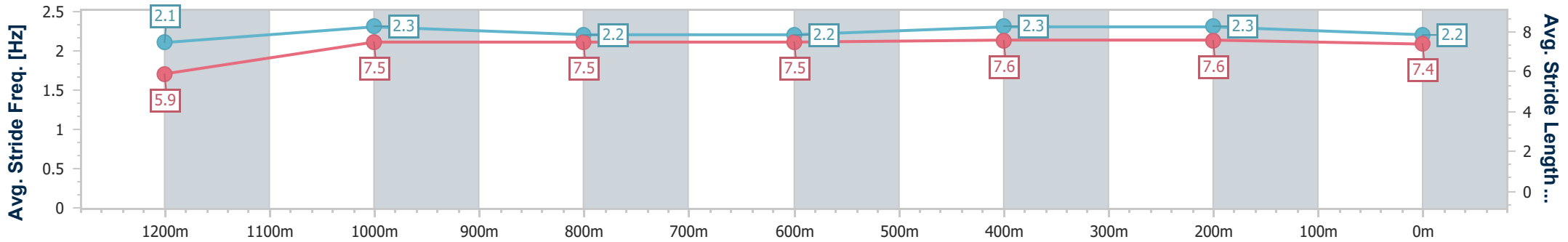
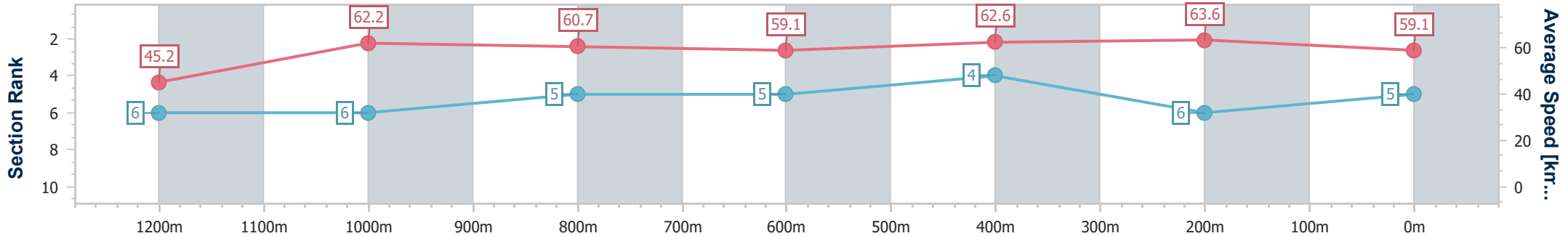
03 January 2024 - 15:04

Track Rating: Soft 6, Weather: Fine, Rail Position: +11m Entire



BRISBANE
RACING CLUB

Section	Overall	1200m	1000m	800m	600m	400m	200m
Section Times	1:18.72 [5] (0:08.06)	1:10.66 [6] (0:11.60)	0:59.06 [6] (0:11.98)	0:47.08 [5] (0:12.19)	0:34.89 [5] (0:11.40)	0:23.49 [4] (0:11.31)	0:12.18 [6] (0:12.18)
Average Speed [km/h]	45.2	62.2	60.7	59.1	62.6	63.6	59.1
Top Speed [km/h]	60.0	64.2	62.0	60.2	65.1	65.4	61.4
Avg. Dist. to Rail [m]	7.1	2.9	2.0	0.9	2.0	1.8	3.3
Avg. Stride Freq. [Hz]	2.1	2.3	2.2	2.2	2.3	2.3	2.2
Avg. Stride Length [m]	5.9	7.5	7.5	7.5	7.6	7.6	7.4



- [] Ranking at each section and finish
- .-.- No data available at this section
- NA No data available



Horse/Jockey Name	Kinetic
Final Rank	6
Fastest Section Time (Section)	0:07.88 (Overall)
Top Speed [km/h] (Section)	66.9 (1200m)
Race State	Finished



Eagle Farm QLD Professional
 Race 3: DIRTY WORK 1ST YEARLING ON OFFER @WIDDEN
 Fillies & Mares BENCHMARK 65 Handicap - 1300m

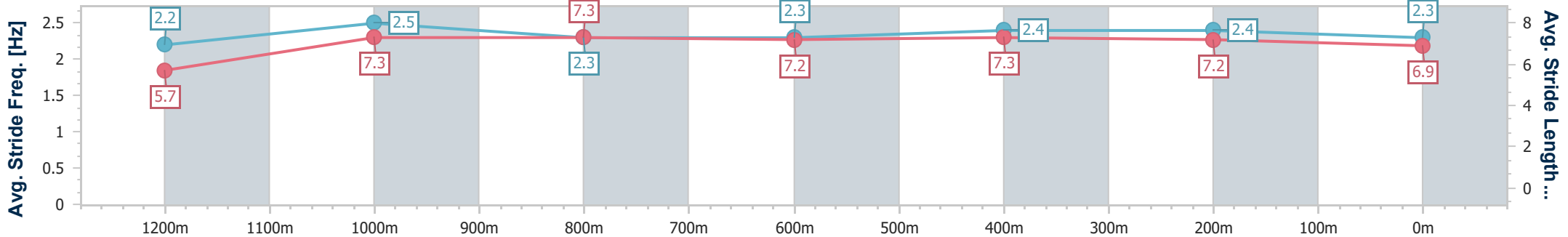
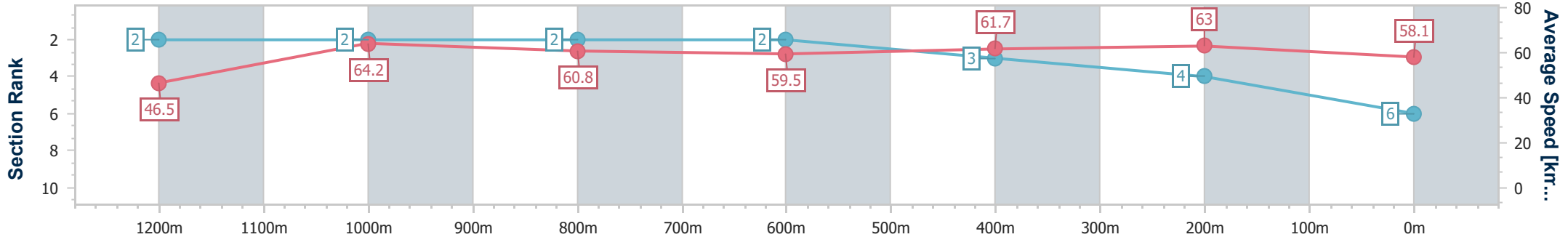
03 January 2024 - 15:04

Track Rating: Soft 6, Weather: Fine, Rail Position: +11m Entire



BRISBANE
RACING CLUB

Section	Overall	1200m	1000m	800m	600m	400m	200m
Section Times	1:18.86 [6] (0:07.88)	1:10.98 [2] (0:11.28)	0:59.70 [2] (0:11.97)	0:47.73 [2] (0:12.19)	0:35.54 [2] (0:11.70)	0:23.84 [3] (0:11.47)	0:12.37 [4] (0:12.37)
Average Speed [km/h]	46.5	64.2	60.8	59.5	61.7	63.0	58.1
Top Speed [km/h]	62.4	66.9	61.9	60.8	62.8	64.8	62.3
Avg. Dist. to Rail [m]	9.9	4.2	3.0	1.9	0.9	2.8	1.3
Avg. Stride Freq. [Hz]	2.2	2.5	2.3	2.3	2.4	2.4	2.3
Avg. Stride Length [m]	5.7	7.3	7.3	7.2	7.3	7.2	6.9



- [] Ranking at each section and finish
- .-.- No data available at this section
- NA No data available



Horse/Jockey Name	O'miss Behaving
Final Rank	7
Fastest Section Time (Section)	0:08.15 (Overall)
Top Speed [km/h] (Section)	65.1 (400m)
Race State	Finished

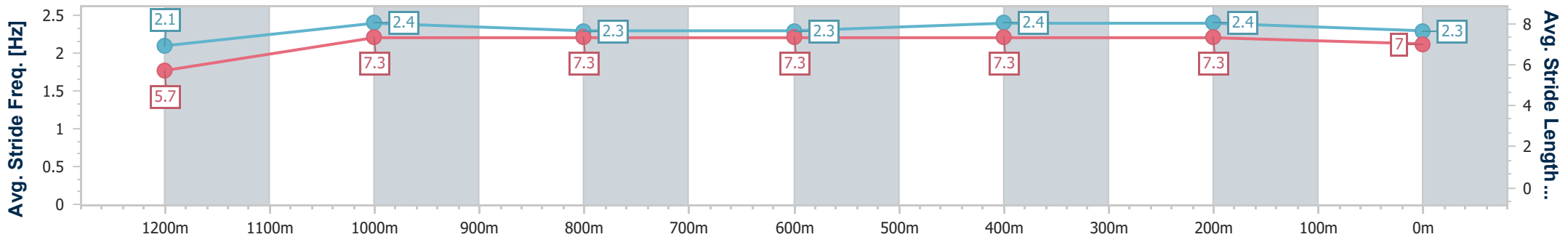
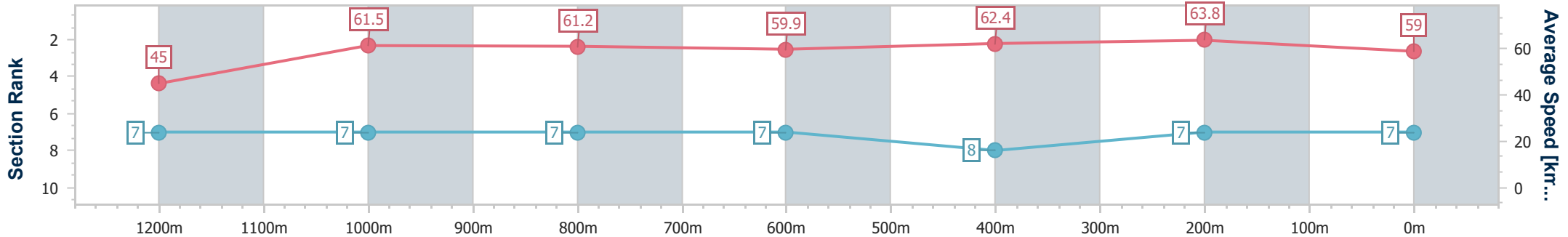


Eagle Farm QLD Professional
 Race 3: DIRTY WORK 1ST YEARLING ON OFFER @WIDDEN
 Fillies & Mares BENCHMARK 65 Handicap - 1300m
 03 January 2024 - 15:04
 Track Rating: Soft 6, Weather: Fine, Rail Position: +11m Entire



BRISBANE
RACING CLUB

Section	Overall	1200m	1000m	800m	600m	400m	200m
Section Times	1:19.10 [7] (0:08.15)	1:10.95 [7] (0:11.71)	0:59.24 [7] (0:11.93)	0:47.31 [7] (0:12.15)	0:35.16 [7] (0:11.68)	0:23.48 [8] (0:11.27)	0:12.21 [7] (0:12.21)
Average Speed [km/h]	45.0	61.5	61.2	59.9	62.4	63.8	59.0
Top Speed [km/h]	60.2	64.1	62.5	61.6	64.2	65.1	62.1
Avg. Dist. to Rail [m]	8.9	3.4	2.8	1.8	2.6	4.1	3.5
Avg. Stride Freq. [Hz]	2.1	2.4	2.3	2.3	2.4	2.4	2.3
Avg. Stride Length [m]	5.7	7.3	7.3	7.3	7.3	7.3	7.0



- [] Ranking at each section and finish
- .-.- No data available at this section
- NA No data available



Horse/Jockey Name	Is Sweet
Final Rank	8
Fastest Section Time (Section)	0:07.93 (Overall)
Top Speed [km/h] (Section)	64.3 (600m)
Race State	Finished



Eagle Farm QLD Professional
 Race 3: DIRTY WORK 1ST YEARLING ON OFFER @WIDDEN
 Fillies & Mares BENCHMARK 65 Handicap - 1300m

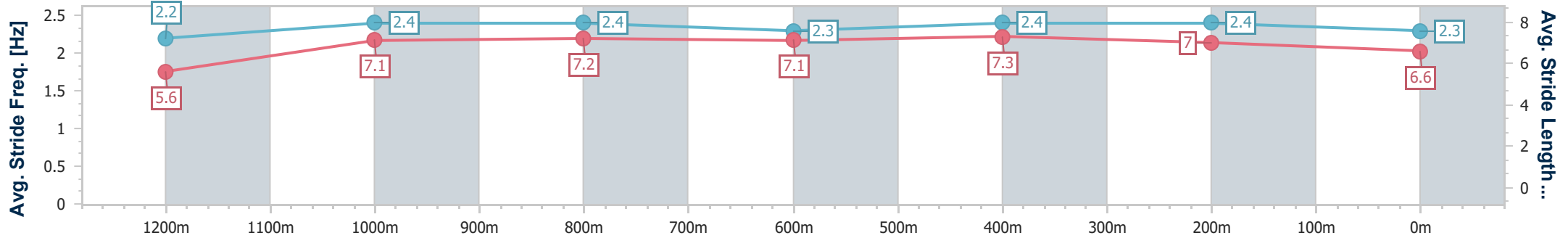
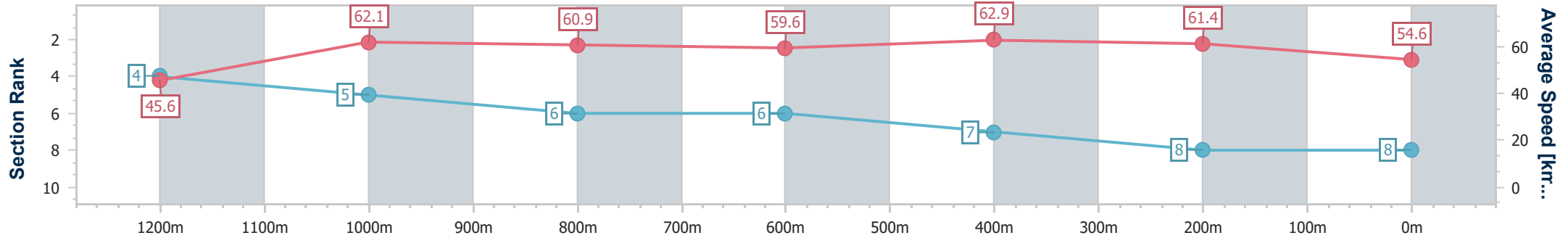
03 January 2024 - 15:04

Track Rating: Soft 6, Weather: Fine, Rail Position: +11m Entire



BRISBANE
RACING CLUB

Section	Overall	1200m	1000m	800m	600m	400m	200m
Section Times	1:20.33 [8] (0:07.93)	1:12.40 [4] (0:11.70)	1:00.70 [5] (0:12.03)	0:48.67 [6] (0:12.23)	0:36.44 [6] (0:11.56)	0:24.88 [7] (0:11.71)	0:13.17 [8] (0:13.17)
Average Speed [km/h]	45.6	62.1	60.9	59.6	62.9	61.4	54.6
Top Speed [km/h]	61.2	62.5	61.9	61.2	64.3	64.0	59.1
Avg. Dist. to Rail [m]	8.6	4.7	3.7	2.8	2.0	5.5	6.5
Avg. Stride Freq. [Hz]	2.2	2.4	2.4	2.3	2.4	2.4	2.3
Avg. Stride Length [m]	5.6	7.1	7.2	7.1	7.3	7.0	6.6



- [] Ranking at each section and finish
- .-.- No data available at this section
- NA No data available