



# Eagle Farm QLD Professional

## Race 4: SKY RACING BENCHMARK 65 Handicap - 1800m

03 January 2024 - 15:39



BRISBANE  
RACING CLUB

Track Rating: Soft 6, Weather: Fine, Rail Position: +11m Entire

| Section |                                       | Field Times          |                      |                      |                           |                           |                           |                           |                           |                           |                           |         |                        |  |
|---------|---------------------------------------|----------------------|----------------------|----------------------|---------------------------|---------------------------|---------------------------|---------------------------|---------------------------|---------------------------|---------------------------|---------|------------------------|--|
|         |                                       | Overall              | 1600m                | 1400m                | 1200m                     | 1000m                     | 800m                      | 600m                      | Last 600m                 |                           |                           |         |                        |  |
|         |                                       | 1:52.91<br>(0:14.46) | 1:38.45<br>(0:12.82) | 1:25.63<br>(0:12.76) | 1:12.87<br>(0:13.03)      | 0:59.84<br>(0:13.13)      | 0:46.71<br>(0:12.21)      | 0:34.50<br>(0:11.31)      | 0:34.50                   |                           |                           |         |                        |  |
| Rank    | TAB Horse/Jockey                      | Barrier              | Top Speed [km/h]     | Fastest Section      |                           |                           |                           |                           |                           |                           |                           |         | Distance Travelled [m] |  |
| 1       | 3 DEMON DARB<br>Cejay Graham          | 7                    | 67.7<br>400m         | 0:11.06<br>400m      | 1:52.91 [1]<br>(0:14.46)  | 1:38.45 [1]<br>(0:12.82)  | 1:25.63 [1]<br>(0:12.76)  | 1:12.87 [1]<br>(0:13.03)  | 0:59.84 [1]<br>(0:13.13)  | 0:46.71 [1]<br>(0:12.21)  | 0:34.50 [1]<br>(0:11.31)  | 0:34.50 |                        |  |
| 2       | 4 DEMARCAY<br>James Orman             | 1                    | 65.4<br>400m         | 0:11.25<br>400m      | 1:53.22 [2]<br>(0:14.66)  | 1:38.56 [3]<br>(0:12.89)  | 1:25.67 [3]<br>(0:12.97)  | 1:12.70 [4]<br>(0:13.10)  | 0:59.60 [4]<br>(0:13.09)  | 0:46.51 [4]<br>(0:12.12)  | 0:34.39 [5]<br>(0:11.31)  | 0:34.39 | -6                     |  |
| 3       | 6 NIPPA'S NIGHTCAP<br>Ben Thompson    | 5                    | 65.4<br>600m         | 0:11.08<br>600m      | 1:53.31 [3]<br>(0:15.19)  | 1:38.12 [6]<br>(0:12.39)  | 1:25.73 [4]<br>(0:12.81)  | 1:12.92 [3]<br>(0:13.03)  | 0:59.89 [3]<br>(0:13.12)  | 0:46.77 [3]<br>(0:12.26)  | 0:34.51 [3]<br>(0:11.08)  | 0:34.51 | +5                     |  |
| 4       | 9 BELLA TIVACI<br>Jake Bayliss        | 4                    | 65.6<br>600m         | 0:11.20<br>600m      | 1:53.38 [4]<br>(0:14.61)  | 1:38.77 [2]<br>(0:12.76)  | 1:26.01 [2]<br>(0:12.95)  | 1:13.06 [2]<br>(0:13.10)  | 0:59.96 [2]<br>(0:13.05)  | 0:46.91 [2]<br>(0:12.25)  | 0:34.66 [2]<br>(0:11.20)  | 0:34.66 | +4                     |  |
| 5       | 5 JERONIMOS<br>Ryan Maloney           | 3                    | 65.6<br>600m         | 0:11.18<br>400m      | 1:53.89 [5]<br>(0:15.14)  | 1:38.75 [5]<br>(0:12.82)  | 1:25.93 [6]<br>(0:12.95)  | 1:12.98 [6]<br>(0:13.07)  | 0:59.91 [6]<br>(0:12.96)  | 0:46.95 [6]<br>(0:12.23)  | 0:34.72 [6]<br>(0:11.42)  | 0:34.72 | +1                     |  |
| 6       | 10 KINGSTAR BULLET<br>Damien Thornton | 9                    | 65.6<br>600m         | 0:11.30<br>400m      | 1:53.96 [6]<br>(0:15.75)  | 1:38.21 [8]<br>(0:12.42)  | 1:25.79 [7]<br>(0:12.90)  | 1:12.89 [7]<br>(0:13.11)  | 0:59.78 [7]<br>(0:12.97)  | 0:46.81 [7]<br>(0:12.18)  | 0:34.63 [7]<br>(0:11.35)  | 0:34.63 | -2                     |  |
| 7       | 2 LUCKY EXCHANGE<br>Jake Molloy       | 6                    | 65.5<br>600m         | 0:11.25<br>400m      | 1:54.09 [7]<br>(0:15.46)  | 1:38.63 [7]<br>(0:12.72)  | 1:25.91 [8]<br>(0:12.97)  | 1:12.94 [8]<br>(0:13.14)  | 0:59.80 [8]<br>(0:12.95)  | 0:46.85 [8]<br>(0:12.16)  | 0:34.69 [8]<br>(0:11.34)  | 0:34.69 | +1                     |  |
| 8       | 11 OLD SONG<br>Sean Cormack           | 11                   | 65.9<br>400m         | 0:11.08<br>400m      | 1:54.30 [8]<br>(0:16.08)  | 1:38.22 [10]<br>(0:12.57) | 1:25.65 [10]<br>(0:13.03) | 1:12.62 [11]<br>(0:13.24) | 0:59.38 [11]<br>(0:12.78) | 0:46.60 [11]<br>(0:12.17) | 0:34.43 [11]<br>(0:11.59) | 0:34.43 | +6                     |  |
| 9       | 1 MOCAMBO<br>Melea Castle             | 8                    | 66.4<br>600m         | 0:11.11<br>600m      | 1:54.32 [9]<br>(0:16.10)  | 1:38.22 [11]<br>(0:12.66) | 1:25.56 [11]<br>(0:12.88) | 1:12.68 [10]<br>(0:13.16) | 0:59.52 [10]<br>(0:12.85) | 0:46.67 [10]<br>(0:12.09) | 0:34.58 [10]<br>(0:11.11) | 0:34.58 | -3                     |  |
| 10      | 8 GREEN RUN<br>Mark Du Plessis        | 2                    | 63.7<br>400m         | 0:11.56<br>600m      | 1:54.36 [10]<br>(0:14.93) | 1:39.43 [4]<br>(0:12.70)  | 1:26.73 [5]<br>(0:12.97)  | 1:13.76 [5]<br>(0:13.09)  | 1:00.67 [5]<br>(0:13.03)  | 0:47.64 [5]<br>(0:12.10)  | 0:35.54 [4]<br>(0:11.56)  | 0:35.54 | +1                     |  |

[ ] Ranking at each section and finish  
 -:-:- No data available at this section  
 NA No data available

SCN Saddle cloth number  
 DNF Did not finish  
 DNT Did not track



# Eagle Farm QLD Professional

## Race 4: SKY RACING BENCHMARK 65 Handicap - 1800m

03 January 2024 - 15:39



BRISBANE  
RACING CLUB

Track Rating: Soft 6, Weather: Fine, Rail Position: +11m Entire

| Section     | Overall              | 1600m                | 1400m                | 1200m                | 1000m                | 800m                 | 600m                 | Last 600m |
|-------------|----------------------|----------------------|----------------------|----------------------|----------------------|----------------------|----------------------|-----------|
| Field Times | 1:52.91<br>(0:14.46) | 1:38.45<br>(0:12.82) | 1:25.63<br>(0:12.76) | 1:12.87<br>(0:13.03) | 0:59.84<br>(0:13.13) | 0:46.71<br>(0:12.21) | 0:34.50<br>(0:11.31) | 0:34.50   |

| Rank | TAB | Horse/Jockey | Barrier | Top Speed [km/h] | Fastest Section | Overall      | 1600m       | 1400m       | 1200m       | 1000m       | 800m        | 600m        | Last 600m | Distance Travelled [m] |
|------|-----|--------------|---------|------------------|-----------------|--------------|-------------|-------------|-------------|-------------|-------------|-------------|-----------|------------------------|
| 11   | 7   | TOOLATEMATE  | 10      | 66.5             | 0:11.24         | 1:54.42 [11] | 1:38.63 [9] | 1:26.03 [9] | 1:13.00 [9] | 0:59.77 [9] | 0:46.98 [9] | 0:34.87 [9] | 0:34.87   | +4                     |
|      |     | Michael Rodd |         | 600m             | 600m            | (0:15.79)    | (0:12.60)   | (0:13.03)   | (0:13.23)   | (0:12.79)   | (0:12.11)   | (0:11.24)   |           |                        |

[ ] Ranking at each section and finish  
 -:-:- No data available at this section  
 NA No data available

SCN Saddle cloth number  
 DNF Did not finish  
 DNT Did not track



# Eagle Farm QLD Professional

## Race 4: SKY RACING BENCHMARK 65 Handicap - 1800m

03 January 2024 - 15:39



BRISBANE  
RACING CLUB

Track Rating: Soft 6, Weather: Fine, Rail Position: +11m Entire

| Section     |     |                                           |         | 400m                 | 200m                 |                           |                           | Last 600m |  |                           |    |
|-------------|-----|-------------------------------------------|---------|----------------------|----------------------|---------------------------|---------------------------|-----------|--|---------------------------|----|
| Field Times |     |                                           |         | 0:23.19<br>(0:11.06) | 0:12.13<br>(0:12.13) |                           |                           | 0:34.50   |  |                           |    |
| Rank        | TAB | Horse/Jockey                              | Barrier | Top Speed<br>[km/h]  | Fastest<br>Section   | Margin                    |                           |           |  | Distance<br>Travelled [m] |    |
| 1           | 3   | <b>DEMON DARB</b><br>Cejay Graham         | 7       | 67.7<br>400m         | 0:11.06<br>400m      | 0:23.19 [1]<br>(0:11.06)  | 0:12.13 [1]<br>(0:12.13)  | 1:52.91   |  | 0:34.50                   |    |
| 2           | 4   | <b>DEMARCAY</b><br>James Orman            | 1       | 65.4<br>400m         | 0:11.25<br>400m      | 0:23.08 [4]<br>(0:11.25)  | 0:11.83 [4]<br>(0:11.83)  | 1.81L     |  | 0:34.39                   | -6 |
| 3           | 6   | <b>NIPPA'S NIGHTCAP</b><br>Ben Thompson   | 5       | 65.4<br>600m         | 0:11.08<br>600m      | 0:23.43 [2]<br>(0:11.33)  | 0:12.10 [2]<br>(0:12.10)  | 2.34L     |  | 0:34.51                   | +5 |
| 4           | 9   | <b>BELLA TIVACI</b><br>Jake Bayliss       | 4       | 65.6<br>600m         | 0:11.20<br>600m      | 0:23.46 [3]<br>(0:11.41)  | 0:12.05 [3]<br>(0:12.05)  | 2.79L     |  | 0:34.66                   | +4 |
| 5           | 5   | <b>JERONIMOS</b><br>Ryan Maloney          | 3       | 65.6<br>600m         | 0:11.18<br>400m      | 0:23.30 [6]<br>(0:11.18)  | 0:12.12 [5]<br>(0:12.12)  | 5.76L     |  | 0:34.72                   | +1 |
| 6           | 10  | <b>KINGSTAR BULLET</b><br>Damien Thornton | 9       | 65.6<br>600m         | 0:11.30<br>400m      | 0:23.28 [7]<br>(0:11.30)  | 0:11.98 [7]<br>(0:11.98)  | 6.21L     |  | 0:34.63                   | -2 |
| 7           | 2   | <b>LUCKY EXCHANGE</b><br>Jake Molloy      | 6       | 65.5<br>600m         | 0:11.25<br>400m      | 0:23.35 [8]<br>(0:11.25)  | 0:12.10 [8]<br>(0:12.10)  | 6.92L     |  | 0:34.69                   | +1 |
| 8           | 11  | <b>OLD SONG</b><br>Sean Cormack           | 11      | 65.9<br>400m         | 0:11.08<br>400m      | 0:22.84 [11]<br>(0:11.08) | 0:11.76 [11]<br>(0:11.76) | 8.18L     |  | 0:34.43                   | +6 |
| 9           | 1   | <b>MOCAMBO</b><br>Melea Castle            | 8       | 66.4<br>600m         | 0:11.11<br>600m      | 0:23.47 [10]<br>(0:11.25) | 0:12.22 [10]<br>(0:12.22) | 8.28L     |  | 0:34.58                   | -3 |
| 10          | 8   | <b>GREEN RUN</b><br>Mark Du Plessis       | 2       | 63.7<br>400m         | 0:11.56<br>600m      | 0:23.98 [5]<br>(0:11.56)  | 0:12.42 [6]<br>(0:12.42)  | 8.5L      |  | 0:35.54                   | +1 |



# Eagle Farm QLD Professional

## Race 4: SKY RACING BENCHMARK 65 Handicap - 1800m

03 January 2024 - 15:39



BRISBANE  
RACING CLUB

Track Rating: Soft 6, Weather: Fine, Rail Position: +11m Entire

| Section     | 400m                 |                      | 200m    |                  | Last 600m       |             |                        |       |         |    |
|-------------|----------------------|----------------------|---------|------------------|-----------------|-------------|------------------------|-------|---------|----|
| Field Times | 0:23.19<br>(0:11.06) | 0:12.13<br>(0:12.13) |         |                  | 0:34.50         |             |                        |       |         |    |
| Rank        | TAB                  | Horse/Jockey         | Barrier | Top Speed [km/h] | Fastest Section | Margin      | Distance Travelled [m] |       |         |    |
| 11          | 7                    | <b>TOOLATEMATE</b>   | 10      | 66.5             | 0:11.24         | 0:23.63 [9] | 0:12.33 [9]            | 8.87L | 0:34.87 | +4 |
|             |                      | Michael Rodd         |         | 600m             | 600m            | (0:11.30)   | (0:12.33)              |       |         |    |

[ ] Ranking at each section and finish  
 -:-:-:- No data available at this section  
 NA No data available

SCN Saddle cloth number  
 DNF Did not finish  
 DNT Did not track



|                                |                |
|--------------------------------|----------------|
| Horse/Jockey Name              | Demon Darb     |
| Final Rank                     | 1              |
| Fastest Section Time (Section) | 0:11.06 (400m) |
| Top Speed [km/h] (Section)     | 67.7 (400m)    |
| Race State                     | Finished       |



### Eagle Farm QLD Professional

Race 4: SKY RACING BENCHMARK 65 Handicap - 1800m

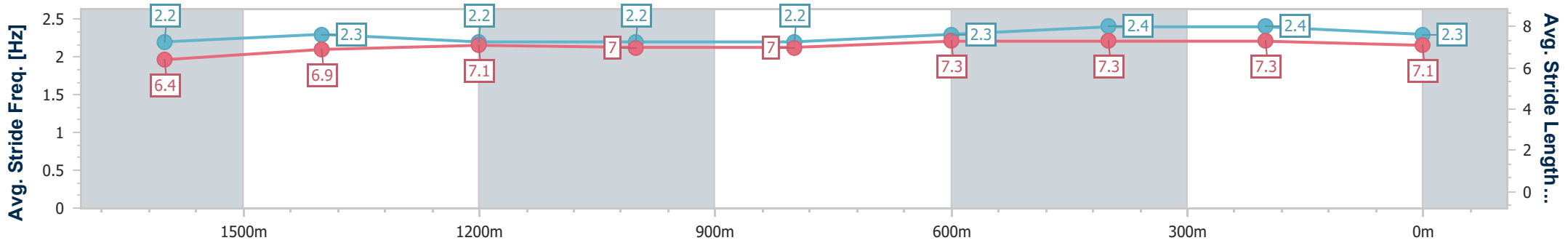
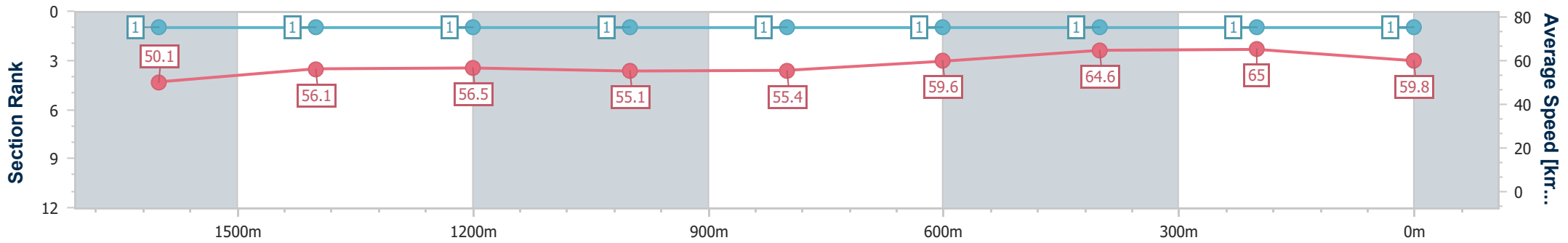
03 January 2024 - 15:39

Track Rating: Soft 6, Weather: Fine, Rail Position: +11m Entire



BRISBANE RACING CLUB

| Section                | Overall                  | 1600m                    | 1400m                    | 1200m                    | 1000m                    | 800m                     | 600m                     | 400m                     | 200m                     |
|------------------------|--------------------------|--------------------------|--------------------------|--------------------------|--------------------------|--------------------------|--------------------------|--------------------------|--------------------------|
| Section Times          | 1:52.91 [1]<br>(0:14.46) | 1:38.45 [1]<br>(0:12.82) | 1:25.63 [1]<br>(0:12.76) | 1:12.87 [1]<br>(0:13.03) | 0:59.84 [1]<br>(0:13.13) | 0:46.71 [1]<br>(0:12.21) | 0:34.50 [1]<br>(0:11.31) | 0:23.19 [1]<br>(0:11.06) | 0:12.13 [1]<br>(0:12.13) |
| Average Speed [km/h]   | 50.1                     | 56.1                     | 56.5                     | 55.1                     | 55.4                     | 59.6                     | 64.6                     | 65.0                     | 59.8                     |
| Top Speed [km/h]       | 56.2                     | 58.2                     | 57.9                     | 57.3                     | 57.3                     | 62.9                     | 65.8                     | 67.7                     | 62.7                     |
| Avg. Dist. to Rail [m] | 3.7                      | 0.5                      | 1.0                      | 2.9                      | 2.3                      | 2.4                      | 3.0                      | 3.1                      | 5.0                      |
| Avg. Stride Freq. [Hz] | 2.2                      | 2.3                      | 2.2                      | 2.2                      | 2.2                      | 2.3                      | 2.4                      | 2.4                      | 2.3                      |
| Avg. Stride Length [m] | 6.4                      | 6.9                      | 7.1                      | 7.0                      | 7.0                      | 7.3                      | 7.3                      | 7.3                      | 7.1                      |



- [ ] Ranking at each section and finish
- .-.- No data available at this section
- NA No data available



|                                |                |
|--------------------------------|----------------|
| Horse/Jockey Name              | Demarcay       |
| Final Rank                     | 2              |
| Fastest Section Time (Section) | 0:11.25 (400m) |
| Top Speed [km/h] (Section)     | 65.4 (400m)    |
| Race State                     | Finished       |



Eagle Farm QLD Professional

Race 4: SKY RACING BENCHMARK 65 Handicap - 1800m

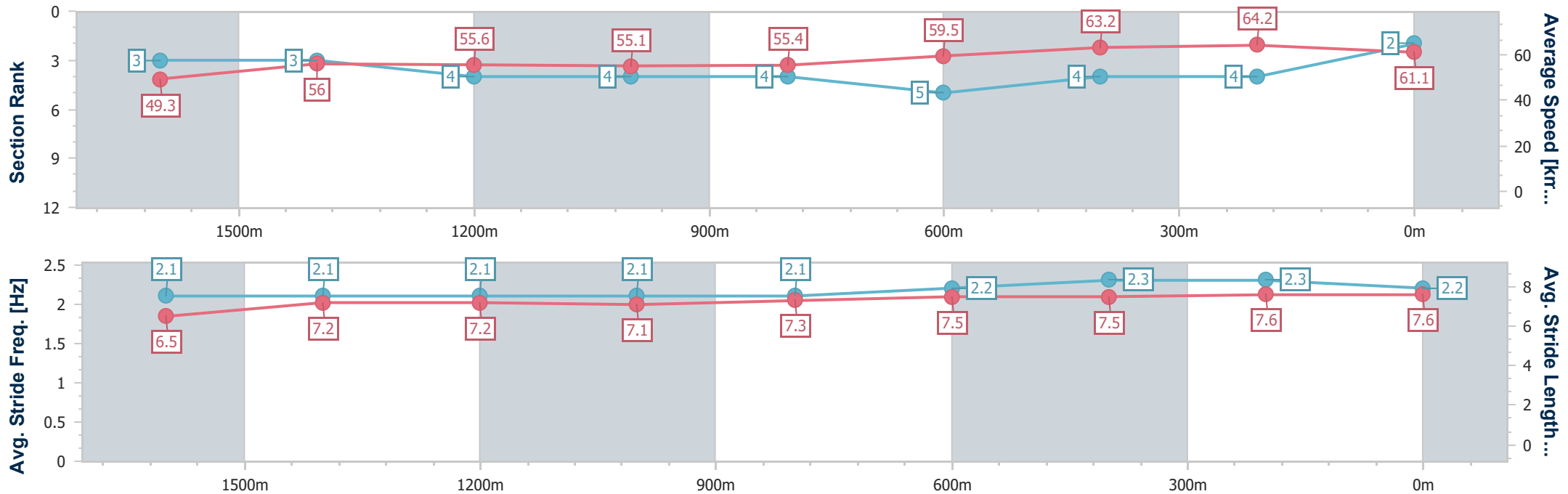
03 January 2024 - 15:39

Track Rating: Soft 6, Weather: Fine, Rail Position: +11m Entire



BRISBANE RACING CLUB

| Section                | Overall                  | 1600m                    | 1400m                    | 1200m                    | 1000m                    | 800m                     | 600m                     | 400m                     | 200m                     |
|------------------------|--------------------------|--------------------------|--------------------------|--------------------------|--------------------------|--------------------------|--------------------------|--------------------------|--------------------------|
| Section Times          | 1:53.22 [2]<br>(0:14.66) | 1:38.56 [3]<br>(0:12.89) | 1:25.67 [3]<br>(0:12.97) | 1:12.70 [4]<br>(0:13.10) | 0:59.60 [4]<br>(0:13.09) | 0:46.51 [4]<br>(0:12.12) | 0:34.39 [5]<br>(0:11.31) | 0:23.08 [4]<br>(0:11.25) | 0:11.83 [4]<br>(0:11.83) |
| Average Speed [km/h]   | 49.3                     | 56.0                     | 55.6                     | 55.1                     | 55.4                     | 59.5                     | 63.2                     | 64.2                     | 61.1                     |
| Top Speed [km/h]       | 56.4                     | 56.4                     | 56.5                     | 56.0                     | 58.1                     | 61.9                     | 64.4                     | 65.4                     | 63.0                     |
| Avg. Dist. to Rail [m] | 1.7                      | 0.7                      | 1.1                      | 1.7                      | 1.4                      | 0.4                      | 0.9                      | 1.1                      | 0.2                      |
| Avg. Stride Freq. [Hz] | 2.1                      | 2.1                      | 2.1                      | 2.1                      | 2.1                      | 2.2                      | 2.3                      | 2.3                      | 2.2                      |
| Avg. Stride Length [m] | 6.5                      | 7.2                      | 7.2                      | 7.1                      | 7.3                      | 7.5                      | 7.5                      | 7.6                      | 7.6                      |



- [ ] Ranking at each section and finish
- .-.- No data available at this section
- NA No data available



|                                |                  |
|--------------------------------|------------------|
| Horse/Jockey Name              | Nippa's Nightcap |
| Final Rank                     | 3                |
| Fastest Section Time (Section) | 0:11.08 (600m)   |
| Top Speed [km/h] (Section)     | 65.4 (600m)      |
| Race State                     | Finished         |



Eagle Farm QLD Professional

Race 4: SKY RACING BENCHMARK 65 Handicap - 1800m

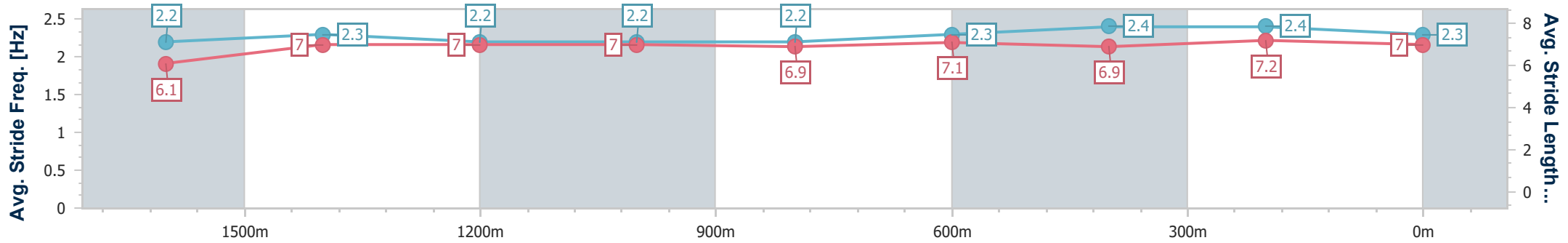
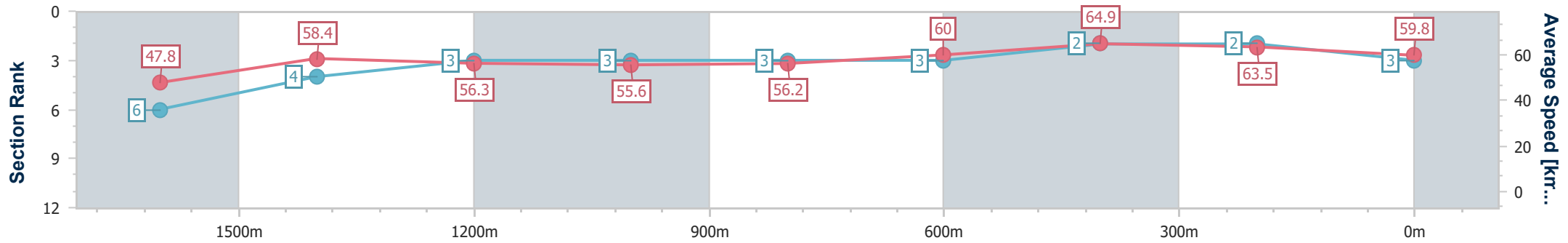
03 January 2024 - 15:39

Track Rating: Soft 6, Weather: Fine, Rail Position: +11m Entire



BRISBANE RACING CLUB

| Section                | Overall                  | 1600m                    | 1400m                    | 1200m                    | 1000m                    | 800m                     | 600m                     | 400m                     | 200m                     |
|------------------------|--------------------------|--------------------------|--------------------------|--------------------------|--------------------------|--------------------------|--------------------------|--------------------------|--------------------------|
| Section Times          | 1:53.31 [3]<br>(0:15.19) | 1:38.12 [6]<br>(0:12.39) | 1:25.73 [4]<br>(0:12.81) | 1:12.92 [3]<br>(0:13.03) | 0:59.89 [3]<br>(0:13.12) | 0:46.77 [3]<br>(0:12.26) | 0:34.51 [3]<br>(0:11.08) | 0:23.43 [2]<br>(0:11.33) | 0:12.10 [2]<br>(0:12.10) |
| Average Speed [km/h]   | 47.8                     | 58.4                     | 56.3                     | 55.6                     | 56.2                     | 60.0                     | 64.9                     | 63.5                     | 59.8                     |
| Top Speed [km/h]       | 56.0                     | 59.4                     | 57.6                     | 56.2                     | 57.2                     | 64.3                     | 65.4                     | 64.6                     | 63.1                     |
| Avg. Dist. to Rail [m] | 4.2                      | 1.9                      | 1.7                      | 3.0                      | 5.0                      | 4.6                      | 1.6                      | 1.5                      | 2.8                      |
| Avg. Stride Freq. [Hz] | 2.2                      | 2.3                      | 2.2                      | 2.2                      | 2.2                      | 2.3                      | 2.4                      | 2.4                      | 2.3                      |
| Avg. Stride Length [m] | 6.1                      | 7.0                      | 7.0                      | 7.0                      | 6.9                      | 7.1                      | 6.9                      | 7.2                      | 7.0                      |



- [ ] Ranking at each section and finish
- .-.- No data available at this section
- NA No data available



|                                |                |
|--------------------------------|----------------|
| Horse/Jockey Name              | Bella Tivaci   |
| Final Rank                     | 4              |
| Fastest Section Time (Section) | 0:11.20 (600m) |
| Top Speed [km/h] (Section)     | 65.6 (600m)    |
| Race State                     | Finished       |



Eagle Farm QLD Professional

Race 4: SKY RACING BENCHMARK 65 Handicap - 1800m

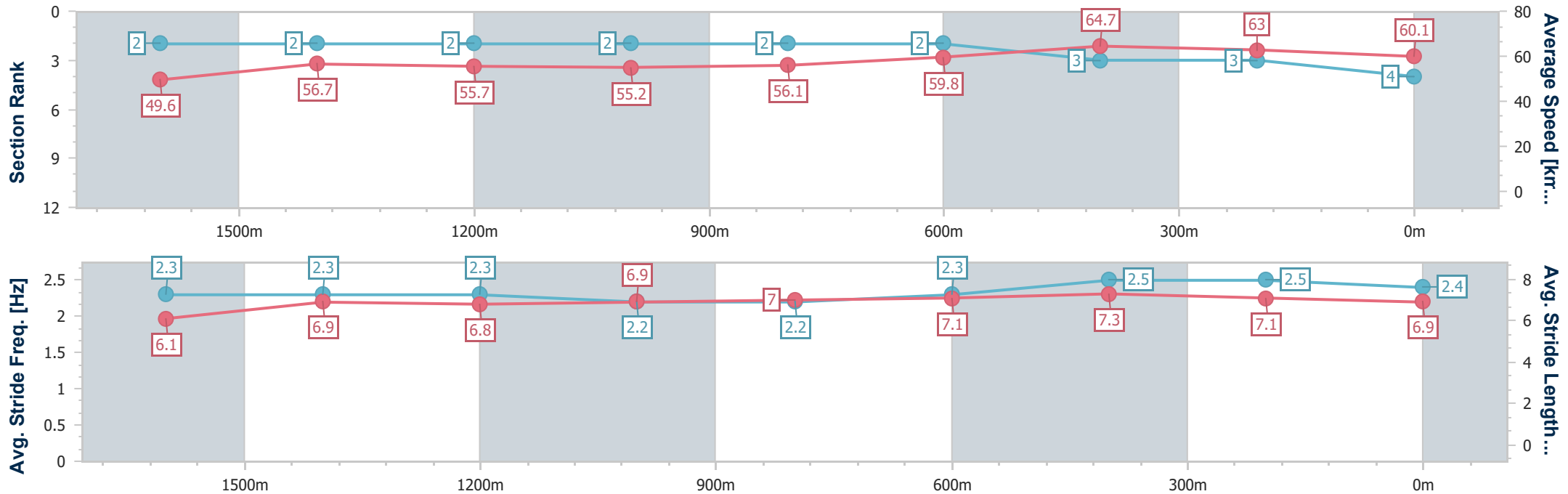
03 January 2024 - 15:39

Track Rating: Soft 6, Weather: Fine, Rail Position: +11m Entire



BRISBANE RACING CLUB

| Section                | Overall                  | 1600m                    | 1400m                    | 1200m                    | 1000m                    | 800m                     | 600m                     | 400m                     | 200m                     |
|------------------------|--------------------------|--------------------------|--------------------------|--------------------------|--------------------------|--------------------------|--------------------------|--------------------------|--------------------------|
| Section Times          | 1:53.38 [4]<br>(0:14.61) | 1:38.77 [2]<br>(0:12.76) | 1:26.01 [2]<br>(0:12.95) | 1:13.06 [2]<br>(0:13.10) | 0:59.96 [2]<br>(0:13.05) | 0:46.91 [2]<br>(0:12.25) | 0:34.66 [2]<br>(0:11.20) | 0:23.46 [3]<br>(0:11.41) | 0:12.05 [3]<br>(0:12.05) |
| Average Speed [km/h]   | 49.6                     | 56.7                     | 55.7                     | 55.2                     | 56.1                     | 59.8                     | 64.7                     | 63.0                     | 60.1                     |
| Top Speed [km/h]       | 58.5                     | 57.5                     | 56.4                     | 55.9                     | 58.4                     | 62.6                     | 65.6                     | 64.0                     | 62.4                     |
| Avg. Dist. to Rail [m] | 3.0                      | 2.1                      | 2.3                      | 2.8                      | 3.0                      | 3.9                      | 1.5                      | 1.3                      | 1.3                      |
| Avg. Stride Freq. [Hz] | 2.3                      | 2.3                      | 2.3                      | 2.2                      | 2.2                      | 2.3                      | 2.5                      | 2.5                      | 2.4                      |
| Avg. Stride Length [m] | 6.1                      | 6.9                      | 6.8                      | 6.9                      | 7.0                      | 7.1                      | 7.3                      | 7.1                      | 6.9                      |



- [ ] Ranking at each section and finish
- .-.- No data available at this section
- NA No data available





|                                |                |
|--------------------------------|----------------|
| Horse/Jockey Name              | Jeronimos      |
| Final Rank                     | 5              |
| Fastest Section Time (Section) | 0:11.18 (400m) |
| Top Speed [km/h] (Section)     | 65.6 (600m)    |
| Race State                     | Finished       |



Eagle Farm QLD Professional

Race 4: SKY RACING BENCHMARK 65 Handicap - 1800m

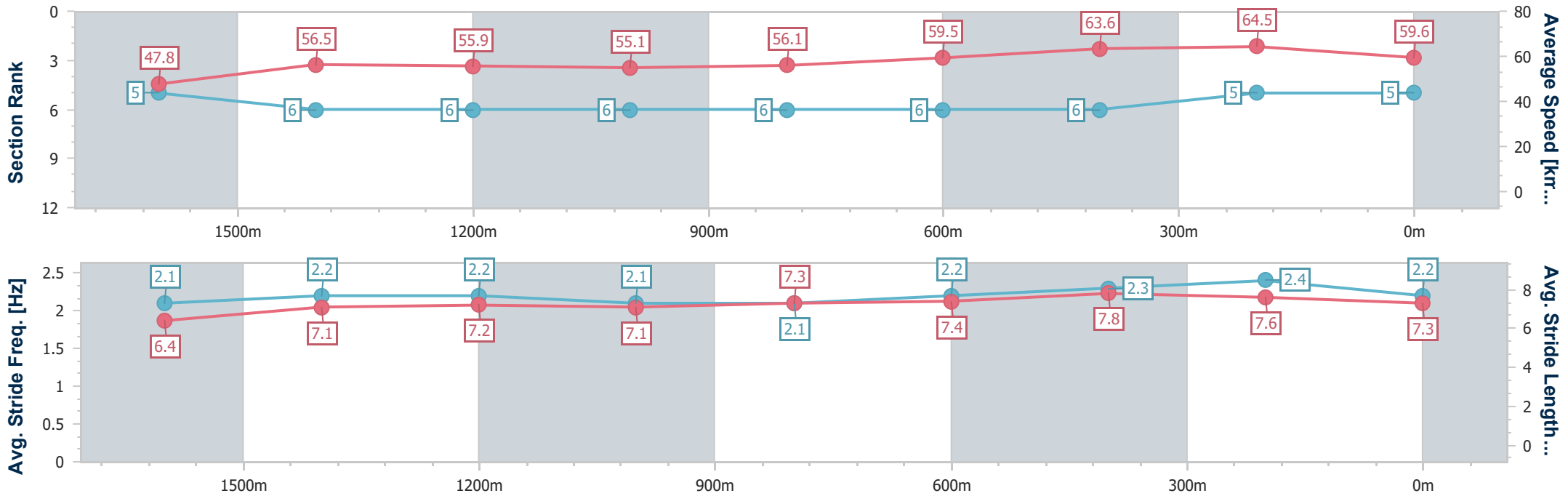
03 January 2024 - 15:39

Track Rating: Soft 6, Weather: Fine, Rail Position: +11m Entire



BRISBANE RACING CLUB

| Section                | Overall                  | 1600m                    | 1400m                    | 1200m                    | 1000m                    | 800m                     | 600m                     | 400m                     | 200m                     |
|------------------------|--------------------------|--------------------------|--------------------------|--------------------------|--------------------------|--------------------------|--------------------------|--------------------------|--------------------------|
| Section Times          | 1:53.89 [5]<br>(0:15.14) | 1:38.75 [5]<br>(0:12.82) | 1:25.93 [6]<br>(0:12.95) | 1:12.98 [6]<br>(0:13.07) | 0:59.91 [6]<br>(0:12.96) | 0:46.95 [6]<br>(0:12.23) | 0:34.72 [6]<br>(0:11.42) | 0:23.30 [6]<br>(0:11.18) | 0:12.12 [5]<br>(0:12.12) |
| Average Speed [km/h]   | 47.8                     | 56.5                     | 55.9                     | 55.1                     | 56.1                     | 59.5                     | 63.6                     | 64.5                     | 59.6                     |
| Top Speed [km/h]       | 56.8                     | 57.7                     | 57.1                     | 56.5                     | 57.7                     | 61.8                     | 65.6                     | 65.2                     | 62.3                     |
| Avg. Dist. to Rail [m] | 3.0                      | 2.6                      | 2.4                      | 1.5                      | 1.5                      | 3.1                      | 1.4                      | 1.9                      | 2.2                      |
| Avg. Stride Freq. [Hz] | 2.1                      | 2.2                      | 2.2                      | 2.1                      | 2.1                      | 2.2                      | 2.3                      | 2.4                      | 2.2                      |
| Avg. Stride Length [m] | 6.4                      | 7.1                      | 7.2                      | 7.1                      | 7.3                      | 7.4                      | 7.8                      | 7.6                      | 7.3                      |



- [ ] Ranking at each section and finish
- .-.- No data available at this section
- NA No data available



|                                |                 |
|--------------------------------|-----------------|
| Horse/Jockey Name              | Kingstar Bullet |
| Final Rank                     | 6               |
| Fastest Section Time (Section) | 0:11.30 (400m)  |
| Top Speed [km/h] (Section)     | 65.6 (600m)     |
| Race State                     | Finished        |



Eagle Farm QLD Professional

Race 4: SKY RACING BENCHMARK 65 Handicap - 1800m

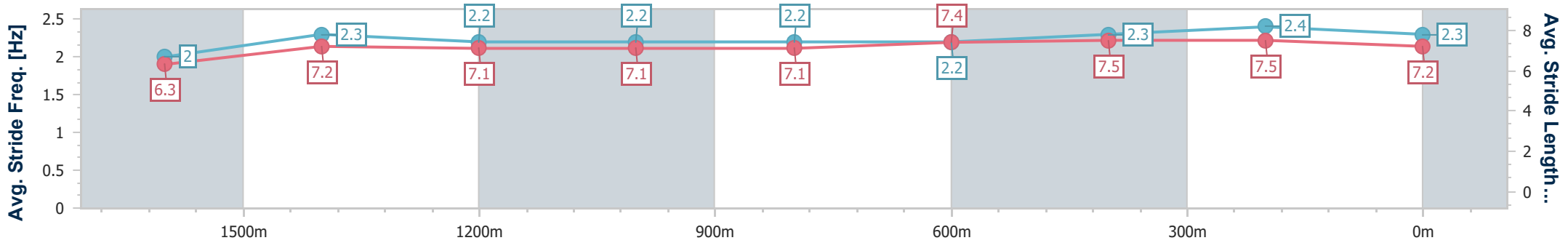
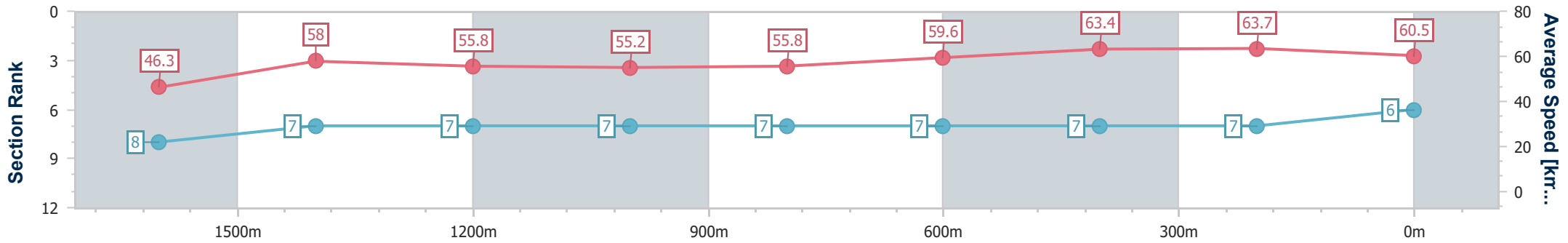
03 January 2024 - 15:39

Track Rating: Soft 6, Weather: Fine, Rail Position: +11m Entire



BRISBANE RACING CLUB

| Section                | Overall                  | 1600m                    | 1400m                    | 1200m                    | 1000m                    | 800m                     | 600m                     | 400m                     | 200m                     |
|------------------------|--------------------------|--------------------------|--------------------------|--------------------------|--------------------------|--------------------------|--------------------------|--------------------------|--------------------------|
| Section Times          | 1:53.96 [6]<br>(0:15.75) | 1:38.21 [8]<br>(0:12.42) | 1:25.79 [7]<br>(0:12.90) | 1:12.89 [7]<br>(0:13.11) | 0:59.78 [7]<br>(0:12.97) | 0:46.81 [7]<br>(0:12.18) | 0:34.63 [7]<br>(0:11.35) | 0:23.28 [7]<br>(0:11.30) | 0:11.98 [7]<br>(0:11.98) |
| Average Speed [km/h]   | 46.3                     | 58.0                     | 55.8                     | 55.2                     | 55.8                     | 59.6                     | 63.4                     | 63.7                     | 60.5                     |
| Top Speed [km/h]       | 54.6                     | 60.2                     | 57.4                     | 55.9                     | 58.1                     | 62.4                     | 65.6                     | 65.0                     | 62.2                     |
| Avg. Dist. to Rail [m] | 5.8                      | 0.4                      | 0.8                      | 1.1                      | 1.4                      | 1.6                      | 0.5                      | 0.6                      | 0.6                      |
| Avg. Stride Freq. [Hz] | 2.0                      | 2.3                      | 2.2                      | 2.2                      | 2.2                      | 2.2                      | 2.3                      | 2.4                      | 2.3                      |
| Avg. Stride Length [m] | 6.3                      | 7.2                      | 7.1                      | 7.1                      | 7.1                      | 7.4                      | 7.5                      | 7.5                      | 7.2                      |



- [ ] Ranking at each section and finish
- .-.- No data available at this section
- NA No data available



|                                |                |
|--------------------------------|----------------|
| Horse/Jockey Name              | Lucky Exchange |
| Final Rank                     | 7              |
| Fastest Section Time (Section) | 0:11.25 (400m) |
| Top Speed [km/h] (Section)     | 65.5 (600m)    |
| Race State                     | Finished       |



Eagle Farm QLD Professional

Race 4: SKY RACING BENCHMARK 65 Handicap - 1800m

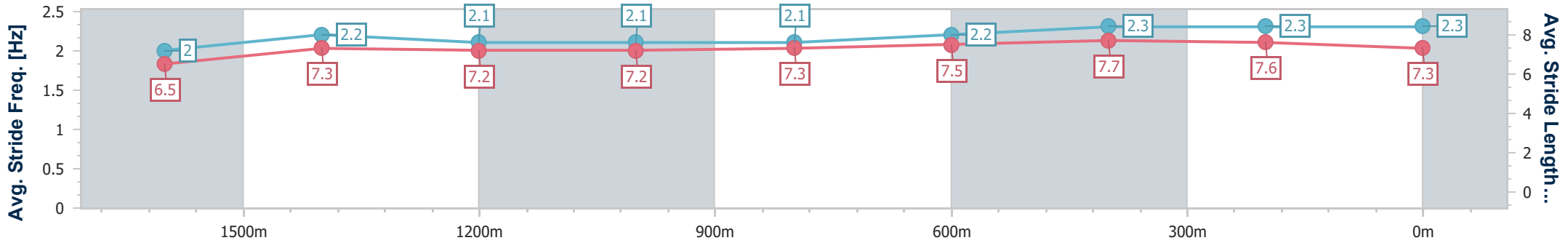
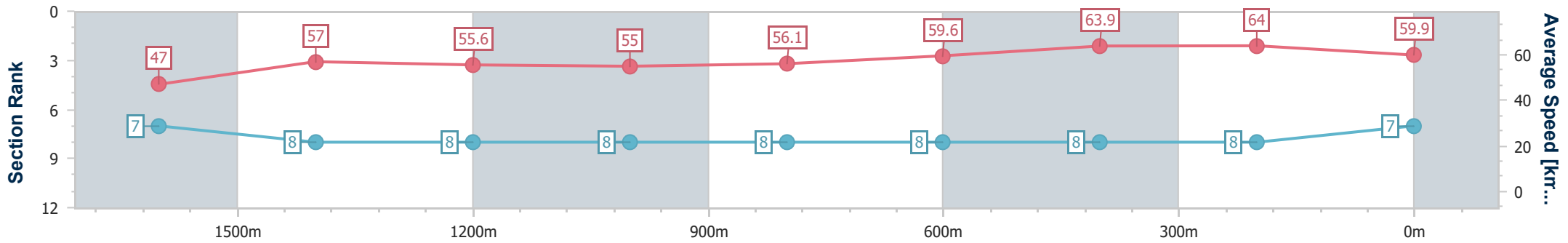
03 January 2024 - 15:39

Track Rating: Soft 6, Weather: Fine, Rail Position: +11m Entire



BRISBANE RACING CLUB

| Section                | Overall                  | 1600m                    | 1400m                    | 1200m                    | 1000m                    | 800m                     | 600m                     | 400m                     | 200m                     |
|------------------------|--------------------------|--------------------------|--------------------------|--------------------------|--------------------------|--------------------------|--------------------------|--------------------------|--------------------------|
| Section Times          | 1:54.09 [7]<br>(0:15.46) | 1:38.63 [7]<br>(0:12.72) | 1:25.91 [8]<br>(0:12.97) | 1:12.94 [8]<br>(0:13.14) | 0:59.80 [8]<br>(0:12.95) | 0:46.85 [8]<br>(0:12.16) | 0:34.69 [8]<br>(0:11.34) | 0:23.35 [8]<br>(0:11.25) | 0:12.10 [8]<br>(0:12.10) |
| Average Speed [km/h]   | 47.0                     | 57.0                     | 55.6                     | 55.0                     | 56.1                     | 59.6                     | 63.9                     | 64.0                     | 59.9                     |
| Top Speed [km/h]       | 56.7                     | 58.2                     | 56.5                     | 56.8                     | 57.5                     | 62.1                     | 65.5                     | 65.3                     | 62.7                     |
| Avg. Dist. to Rail [m] | 4.3                      | 1.5                      | 2.7                      | 3.1                      | 2.4                      | 2.0                      | 1.4                      | 4.8                      | 3.9                      |
| Avg. Stride Freq. [Hz] | 2.0                      | 2.2                      | 2.1                      | 2.1                      | 2.1                      | 2.2                      | 2.3                      | 2.3                      | 2.3                      |
| Avg. Stride Length [m] | 6.5                      | 7.3                      | 7.2                      | 7.2                      | 7.3                      | 7.5                      | 7.7                      | 7.6                      | 7.3                      |



- [ ] Ranking at each section and finish
- .-.- No data available at this section
- NA No data available



|                                |                |
|--------------------------------|----------------|
| Horse/Jockey Name              | Old Song       |
| Final Rank                     | 8              |
| Fastest Section Time (Section) | 0:11.08 (400m) |
| Top Speed [km/h] (Section)     | 65.9 (400m)    |
| Race State                     | Finished       |



### Eagle Farm QLD Professional

Race 4: SKY RACING BENCHMARK 65 Handicap - 1800m

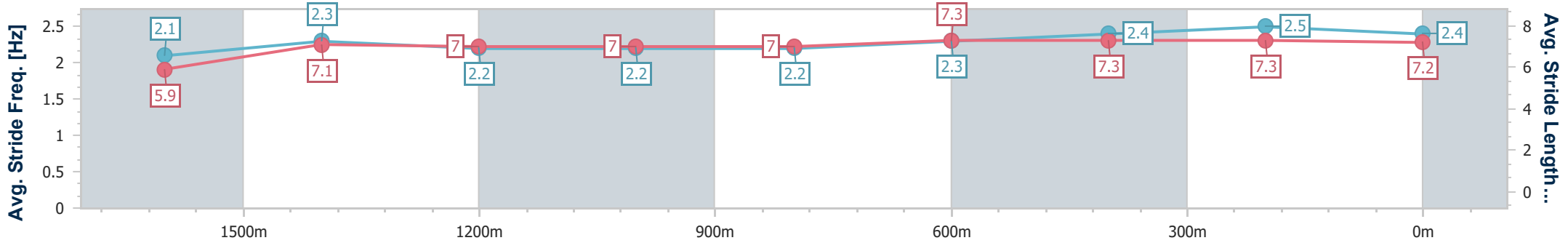
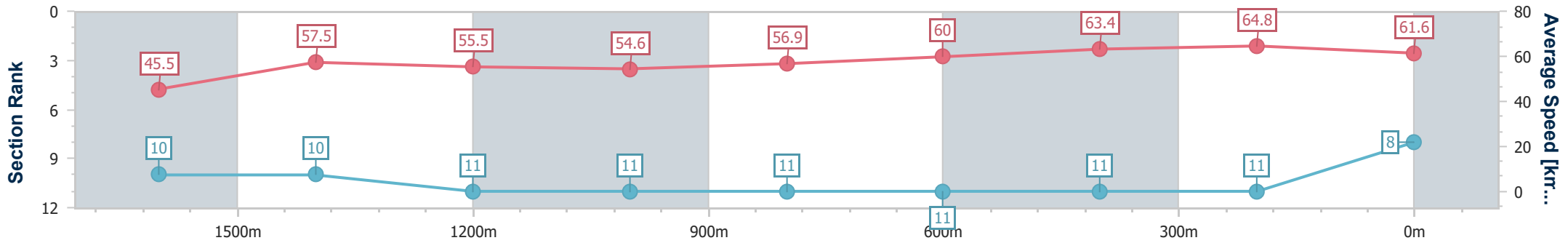
03 January 2024 - 15:39

Track Rating: Soft 6, Weather: Fine, Rail Position: +11m Entire



BRISBANE RACING CLUB

| Section                | Overall                  | 1600m                     | 1400m                     | 1200m                     | 1000m                     | 800m                      | 600m                      | 400m                      | 200m                      |
|------------------------|--------------------------|---------------------------|---------------------------|---------------------------|---------------------------|---------------------------|---------------------------|---------------------------|---------------------------|
| Section Times          | 1:54.30 [8]<br>(0:16.08) | 1:38.22 [10]<br>(0:12.57) | 1:25.65 [10]<br>(0:13.03) | 1:12.62 [11]<br>(0:13.24) | 0:59.38 [11]<br>(0:12.78) | 0:46.60 [11]<br>(0:12.17) | 0:34.43 [11]<br>(0:11.59) | 0:22.84 [11]<br>(0:11.08) | 0:11.76 [11]<br>(0:11.76) |
| Average Speed [km/h]   | 45.5                     | 57.5                      | 55.5                      | 54.6                      | 56.9                      | 60.0                      | 63.4                      | 64.8                      | 61.6                      |
| Top Speed [km/h]       | 52.8                     | 60.5                      | 56.4                      | 56.0                      | 58.4                      | 62.2                      | 65.5                      | 65.9                      | 63.0                      |
| Avg. Dist. to Rail [m] | 6.7                      | 2.2                       | 2.3                       | 2.5                       | 2.7                       | 2.9                       | 4.0                       | 7.6                       | 6.6                       |
| Avg. Stride Freq. [Hz] | 2.1                      | 2.3                       | 2.2                       | 2.2                       | 2.2                       | 2.3                       | 2.4                       | 2.5                       | 2.4                       |
| Avg. Stride Length [m] | 5.9                      | 7.1                       | 7.0                       | 7.0                       | 7.0                       | 7.3                       | 7.3                       | 7.3                       | 7.2                       |



- [ ] Ranking at each section and finish
- .-.- No data available at this section
- NA No data available



|                                |                |
|--------------------------------|----------------|
| Horse/Jockey Name              | Mocambo        |
| Final Rank                     | 9              |
| Fastest Section Time (Section) | 0:11.11 (600m) |
| Top Speed [km/h] (Section)     | 66.4 (600m)    |
| Race State                     | Finished       |



Eagle Farm QLD Professional

Race 4: SKY RACING BENCHMARK 65 Handicap - 1800m

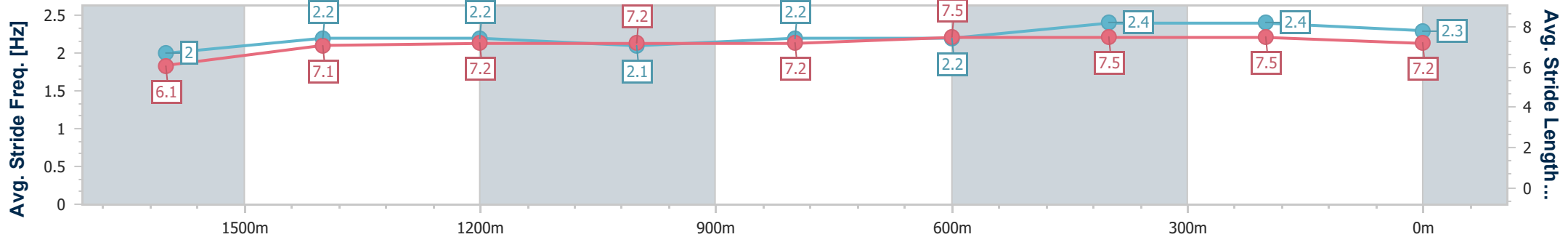
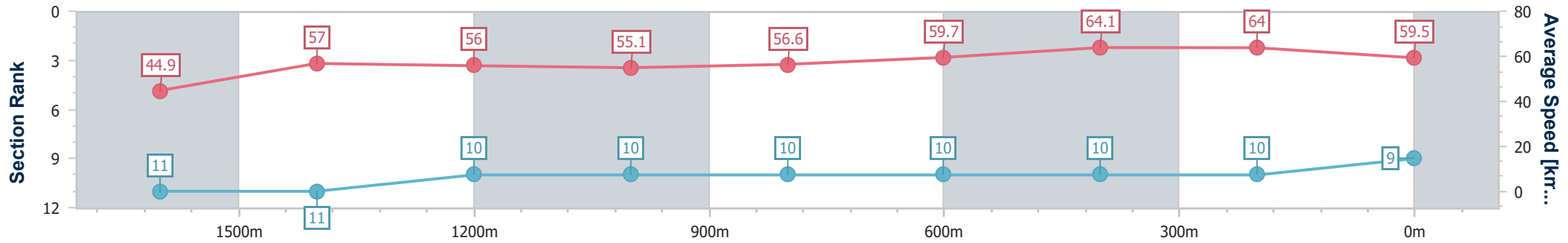
03 January 2024 - 15:39

Track Rating: Soft 6, Weather: Fine, Rail Position: +11m Entire



BRISBANE RACING CLUB

| Section                | Overall                  | 1600m                     | 1400m                     | 1200m                     | 1000m                     | 800m                      | 600m                      | 400m                      | 200m                      |
|------------------------|--------------------------|---------------------------|---------------------------|---------------------------|---------------------------|---------------------------|---------------------------|---------------------------|---------------------------|
| Section Times          | 1:54.32 [9]<br>(0:16.10) | 1:38.22 [11]<br>(0:12.66) | 1:25.56 [11]<br>(0:12.88) | 1:12.68 [10]<br>(0:13.16) | 0:59.52 [10]<br>(0:12.85) | 0:46.67 [10]<br>(0:12.09) | 0:34.58 [10]<br>(0:11.11) | 0:23.47 [10]<br>(0:11.25) | 0:12.22 [10]<br>(0:12.22) |
| Average Speed [km/h]   | 44.9                     | 57.0                      | 56.0                      | 55.1                      | 56.6                      | 59.7                      | 64.1                      | 64.0                      | 59.5                      |
| Top Speed [km/h]       | 52.8                     | 59.9                      | 57.1                      | 56.2                      | 58.6                      | 61.1                      | 66.4                      | 66.3                      | 62.2                      |
| Avg. Dist. to Rail [m] | 4.1                      | 1.2                       | 2.0                       | 3.0                       | 2.4                       | 0.6                       | 1.7                       | 2.0                       | 3.0                       |
| Avg. Stride Freq. [Hz] | 2.0                      | 2.2                       | 2.2                       | 2.1                       | 2.2                       | 2.2                       | 2.4                       | 2.4                       | 2.3                       |
| Avg. Stride Length [m] | 6.1                      | 7.1                       | 7.2                       | 7.2                       | 7.2                       | 7.5                       | 7.5                       | 7.5                       | 7.2                       |



- [ ] Ranking at each section and finish
- .-.- No data available at this section
- NA No data available



|                                |                |
|--------------------------------|----------------|
| Horse/Jockey Name              | Green Run      |
| Final Rank                     | 10             |
| Fastest Section Time (Section) | 0:11.56 (600m) |
| Top Speed [km/h] (Section)     | 63.7 (400m)    |
| Race State                     | Finished       |



Eagle Farm QLD Professional

Race 4: SKY RACING BENCHMARK 65 Handicap - 1800m

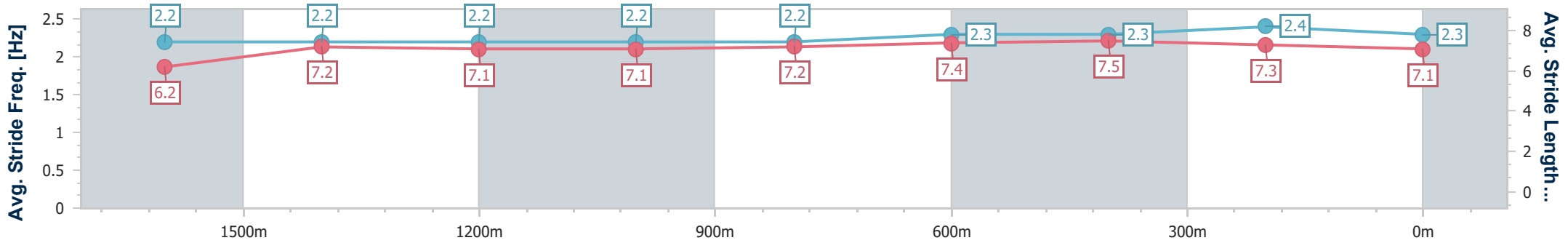
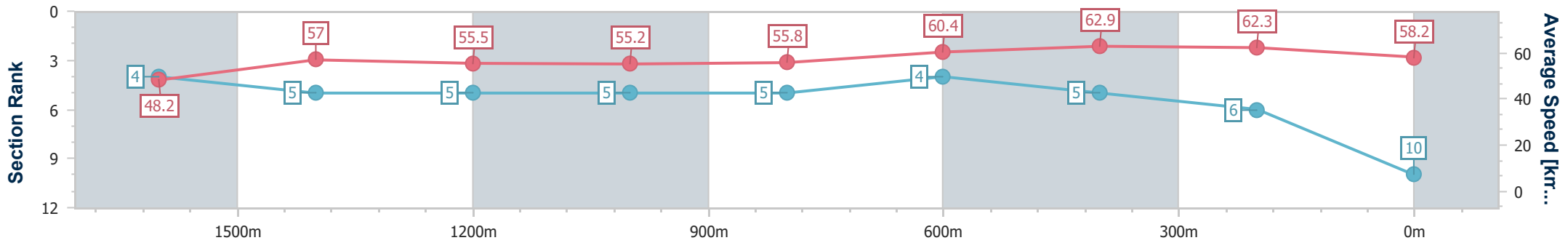
03 January 2024 - 15:39

Track Rating: Soft 6, Weather: Fine, Rail Position: +11m Entire



BRISBANE RACING CLUB

| Section                | Overall                   | 1600m                    | 1400m                    | 1200m                    | 1000m                    | 800m                     | 600m                     | 400m                     | 200m                     |
|------------------------|---------------------------|--------------------------|--------------------------|--------------------------|--------------------------|--------------------------|--------------------------|--------------------------|--------------------------|
| Section Times          | 1:54.36 [10]<br>(0:14.93) | 1:39.43 [4]<br>(0:12.70) | 1:26.73 [5]<br>(0:12.97) | 1:13.76 [5]<br>(0:13.09) | 1:00.67 [5]<br>(0:13.03) | 0:47.64 [5]<br>(0:12.10) | 0:35.54 [4]<br>(0:11.56) | 0:23.98 [5]<br>(0:11.56) | 0:12.42 [6]<br>(0:12.42) |
| Average Speed [km/h]   | 48.2                      | 57.0                     | 55.5                     | 55.2                     | 55.8                     | 60.4                     | 62.9                     | 62.3                     | 58.2                     |
| Top Speed [km/h]       | 56.3                      | 58.0                     | 56.5                     | 56.6                     | 58.2                     | 62.9                     | 63.7                     | 63.7                     | 60.9                     |
| Avg. Dist. to Rail [m] | 2.2                       | 0.7                      | 1.7                      | 2.2                      | 2.5                      | 2.6                      | 2.6                      | 4.4                      | 3.1                      |
| Avg. Stride Freq. [Hz] | 2.2                       | 2.2                      | 2.2                      | 2.2                      | 2.2                      | 2.3                      | 2.3                      | 2.4                      | 2.3                      |
| Avg. Stride Length [m] | 6.2                       | 7.2                      | 7.1                      | 7.1                      | 7.2                      | 7.4                      | 7.5                      | 7.3                      | 7.1                      |



- [ ] Ranking at each section and finish
- .-.- No data available at this section
- NA No data available



|                                |                |
|--------------------------------|----------------|
| Horse/Jockey Name              | Toolatamate    |
| Final Rank                     | 11             |
| Fastest Section Time (Section) | 0:11.24 (600m) |
| Top Speed [km/h] (Section)     | 66.5 (600m)    |
| Race State                     | Finished       |



Eagle Farm QLD Professional

Race 4: SKY RACING BENCHMARK 65 Handicap - 1800m

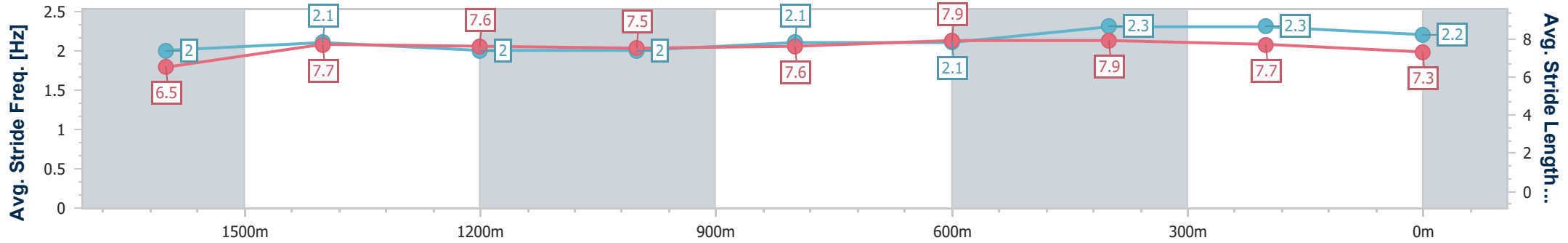
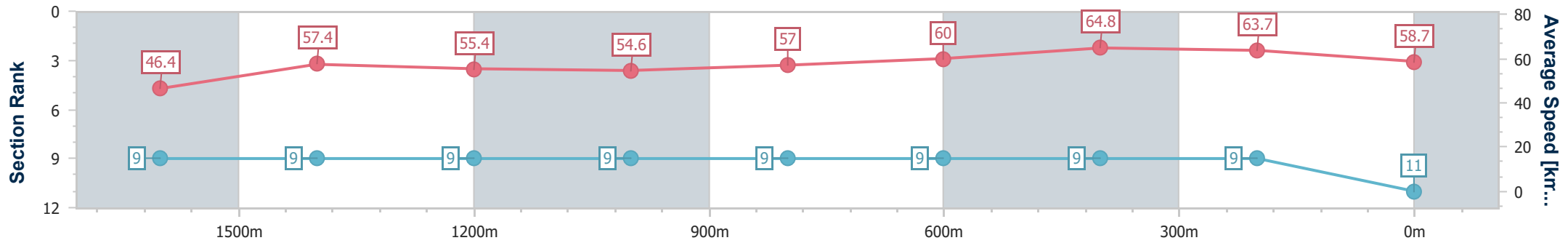
03 January 2024 - 15:39

Track Rating: Soft 6, Weather: Fine, Rail Position: +11m Entire



BRISBANE RACING CLUB

| Section                | Overall                   | 1600m                    | 1400m                    | 1200m                    | 1000m                    | 800m                     | 600m                     | 400m                     | 200m                     |
|------------------------|---------------------------|--------------------------|--------------------------|--------------------------|--------------------------|--------------------------|--------------------------|--------------------------|--------------------------|
| Section Times          | 1:54.42 [11]<br>(0:15.79) | 1:38.63 [9]<br>(0:12.60) | 1:26.03 [9]<br>(0:13.03) | 1:13.00 [9]<br>(0:13.23) | 0:59.77 [9]<br>(0:12.79) | 0:46.98 [9]<br>(0:12.11) | 0:34.87 [9]<br>(0:11.24) | 0:23.63 [9]<br>(0:11.30) | 0:12.33 [9]<br>(0:12.33) |
| Average Speed [km/h]   | 46.4                      | 57.4                     | 55.4                     | 54.6                     | 57.0                     | 60.0                     | 64.8                     | 63.7                     | 58.7                     |
| Top Speed [km/h]       | 54.3                      | 59.4                     | 56.3                     | 56.3                     | 57.8                     | 63.2                     | 66.5                     | 65.9                     | 61.3                     |
| Avg. Dist. to Rail [m] | 6.9                       | 1.7                      | 2.0                      | 2.7                      | 2.7                      | 2.6                      | 2.6                      | 5.7                      | 5.9                      |
| Avg. Stride Freq. [Hz] | 2.0                       | 2.1                      | 2.0                      | 2.0                      | 2.1                      | 2.1                      | 2.3                      | 2.3                      | 2.2                      |
| Avg. Stride Length [m] | 6.5                       | 7.7                      | 7.6                      | 7.5                      | 7.6                      | 7.9                      | 7.9                      | 7.7                      | 7.3                      |



- [ ] Ranking at each section and finish
- .-.- No data available at this section
- NA No data available