



Eagle Farm QLD Professional

Race 5: XXXX GOLD Maiden Handicap - 1400m

03 January 2024 - 16:15



BRISBANE
RACING CLUB

Track Rating: Soft 5, Weather: Fine, Rail Position: +11m Entire

Section												Last 600m	
Field Times		Overall	1200m	1000m	800m	600m	400m						0:36.52
		1:26.22 (0:13.92)	1:12.30 (0:11.55)	1:00.75 (0:11.90)	0:48.85 (0:12.33)	0:36.52 (0:11.90)	0:24.62 (0:11.80)						
Rank	TAB	Horse/Jockey	Barrier	Top Speed [km/h]	Fastest Section								Distance Travelled [m]
1	10	EVER SO CLEVER James Orman	10	65.2 1200m	0:11.57 1200m	1:26.22 [1] (0:13.92)	1:12.30 [1] (0:11.57)	1:00.73 [2] (0:11.88)	0:48.85 [1] (0:12.33)	0:36.52 [1] (0:11.90)	0:24.62 [1] (0:11.80)	0:36.52	
2	21	AMERICAN PHIREBALL Martin Harley	3	64.6 Overall	0:11.65 400m	1:26.45 [2] (0:14.29)	1:12.16 [7] (0:11.66)	1:00.50 [7] (0:12.00)	0:48.50 [7] (0:12.30)	0:36.20 [6] (0:12.00)	0:24.20 [6] (0:11.65)	0:36.20	+1
3	8	AUTUMN SONG Cejay Graham	2	63.9 1200m	0:11.61 1200m	1:26.49 [3] (0:14.08)	1:12.41 [2] (0:11.61)	1:00.80 [4] (0:11.96)	0:48.84 [3] (0:12.32)	0:36.52 [4] (0:12.04)	0:24.48 [4] (0:11.84)	0:36.52	+4
4	20	SHAMUKA Robbie Dolan	6	65.3 1200m	0:11.42 1200m	1:26.57 [4] (0:14.13)	1:12.44 [4] (0:11.42)	1:01.02 [3] (0:11.93)	0:49.09 [2] (0:12.38)	0:36.71 [2] (0:12.06)	0:24.65 [3] (0:11.85)	0:36.71	+8
5	18	HEREDITARY Ben Thompson	5	63.6 1200m	0:11.62 1200m	1:26.64 [5] (0:14.14)	1:12.50 [5] (0:11.62)	1:00.88 [5] (0:12.01)	0:48.87 [5] (0:12.19)	0:36.68 [3] (0:11.96)	0:24.72 [2] (0:11.97)	0:36.68	+3
6	2	PRADO Jag Guthmann-Chester	20	63.5 Overall	0:11.60 1200m	1:26.67 [6] (0:14.36)	1:12.31 [9] (0:11.60)	1:00.71 [8] (0:12.17)	0:48.54 [9] (0:12.35)	0:36.19 [9] (0:11.89)	0:24.30 [8] (0:11.83)	0:36.19	+5
7	16	WASSA Mark Du Plessis	11	64.2 1200m	0:11.47 1200m	1:26.69 [7] (0:14.66)	1:12.03 [11] (0:11.47)	1:00.56 [10] (0:12.03)	0:48.53 [10] (0:12.38)	0:36.15 [10] (0:11.91)	0:24.24 [10] (0:11.63)	0:36.15	+4
8	1	IL TORO D'ORO Michael Rodd	12	62.1 1200m	0:11.85 1200m	1:26.95 [8] (0:14.82)	1:12.13 [12] (0:11.85)	1:00.28 [12] (0:12.07)	0:48.21 [12] (0:12.09)	0:36.12 [12] (0:12.05)	0:24.07 [12] (0:11.87)	0:36.12	+1
9	13	MISS FARSTAR Samantha Collett	4	63.8 Overall	0:11.65 1200m	1:27.10 [9] (0:14.32)	1:12.78 [8] (0:11.65)	1:01.13 [9] (0:12.12)	0:49.01 [8] (0:12.21)	0:36.80 [7] (0:11.94)	0:24.86 [5] (0:12.01)	0:36.80	+5
10	6	RHODES Adin Thompson	8	62.9 1200m	0:11.70 1200m	1:27.26 [10] (0:14.59)	1:12.67 [10] (0:11.70)	1:00.97 [11] (0:12.06)	0:48.91 [11] (0:12.34)	0:36.57 [11] (0:12.08)	0:24.49 [11] (0:11.98)	0:36.57	+5

Scratched: Star Of Peru (#19), Peony Surprise (#9), Nicconium (#4), Irish Accolade (#5), Tsukino (#7), Shekinah (#12), Above The World (#15), The Garf (#14), Guru Class (#11)

[] Ranking at each section and finish
 -:-:- No data available at this section
 NA No data available

SCN Saddle cloth number
 DNF Did not finish
 DNT Did not track



Eagle Farm QLD Professional

Race 5: XXXX GOLD Maiden Handicap - 1400m

03 January 2024 - 16:15



BRISBANE
RACING CLUB

Track Rating: Soft 5, Weather: Fine, Rail Position: +11m Entire

Section	Overall	1200m	1000m	800m	600m	400m	Last 600m
Field Times	1:26.22 (0:13.92)	1:12.30 (0:11.55)	1:00.75 (0:11.90)	0:48.85 (0:12.33)	0:36.52 (0:11.90)	0:24.62 (0:11.80)	0:36.52

Rank	TAB	Horse/Jockey	Barrier	Top Speed [km/h]	Fastest Section	Overall	1200m	1000m	800m	600m	400m	Last 600m	Distance Travelled [m]
11	3	MAN HANDS Ryan Maloney	9	65.4 1200m	0:11.36 1200m	1:27.73 [11] (0:14.11)	1:13.62 [3] (0:11.36)	1:02.26 [1] (0:12.19)	0:50.07 [4] (0:12.36)	0:37.71 [5] (0:12.37)	0:25.34 [9] (0:12.13)	0:37.71	+17
12	17	DAINTREE DREAMING Chris Meehan	7	64.8 1200m	0:11.53 1200m	1:27.76 [12] (0:14.28)	1:13.48 [6] (0:11.53)	1:01.95 [6] (0:12.11)	0:49.84 [6] (0:12.42)	0:37.42 [8] (0:11.99)	0:25.43 [7] (0:12.20)	0:37.42	+8

Scratched: Star Of Peru (#19), Peony Surprise (#9), Nicconium (#4), Irish Accolade (#5), Tsukino (#7), Shekinah (#12), Above The World (#15), The Garf (#14), Guru Class (#11)



Eagle Farm QLD Professional

Race 5: XXXX GOLD Maiden Handicap - 1400m

03 January 2024 - 16:15



BRISBANE
RACING CLUB

Track Rating: Soft 5, Weather: Fine, Rail Position: +11m Entire

Section							200m			Last 600m
Field Times							0:12.82			0:36.52
							(0:12.82)			
Rank	TAB	Horse/Jockey	Barrier	Top Speed [km/h]	Fastest Section	Margin			Distance Travelled [m]	
1	10	EVER SO CLEVER James Orman	10	65.2 1200m	0:11.57 1200m	0:12.82 [1] (0:12.82)	1:26.22			0:36.52
2	21	AMERICAN PHIREBALL Martin Harley	3	64.6 Overall	0:11.65 400m	0:12.55 [5] (0:12.55)	1.36L			0:36.20 +1
3	8	AUTUMN SONG Cejay Graham	2	63.9 1200m	0:11.61 1200m	0:12.64 [3] (0:12.64)	1.56L			0:36.52 +4
4	20	SHAMUKA Robbie Dolan	6	65.3 1200m	0:11.42 1200m	0:12.80 [2] (0:12.80)	2.06L			0:36.71 +8
5	18	HEREDITARY Ben Thompson	5	63.6 1200m	0:11.62 1200m	0:12.75 [4] (0:12.75)	2.45L			0:36.68 +3
6	2	PRADO Jag Guthmann-Chester	20	63.5 Overall	0:11.60 1200m	0:12.47 [7] (0:12.47)	2.64L			0:36.19 +5
7	16	WASSA Mark Du Plessis	11	64.2 1200m	0:11.47 1200m	0:12.61 [6] (0:12.61)	2.78L			0:36.15 +4
8	1	IL TORO D'ORO Michael Rodd	12	62.1 1200m	0:11.85 1200m	0:12.20 [12] (0:12.20)	4.3L			0:36.12 +1
9	13	MISS FARSTAR Samantha Collett	4	63.8 Overall	0:11.65 1200m	0:12.85 [8] (0:12.85)	5.18L			0:36.80 +5
10	6	RHODES Adin Thompson	8	62.9 1200m	0:11.70 1200m	0:12.51 [11] (0:12.51)	6.09L			0:36.57 +5

Scratched: Star Of Peru (#19), Peony Surprise (#9), Nicconium (#4), Irish Accolade (#5), Tsukino (#7), Shekinah (#12), Above The World (#15), The Garf (#14), Guru Class (#11)

Report Created: Wed 3 January 2024 16:52 GMT+1 (Note: Timing is based on position data)

Page 3/16

[] Ranking at each section and finish
 -:-:- No data available at this section
 NA No data available

SCN Saddle cloth number
 DNF Did not finish
 DNT Did not track

data processed by TRIPLES DATA



Eagle Farm QLD Professional
Race 5: XXXX GOLD Maiden Handicap - 1400m
03 January 2024 - 16:15



BRISBANE
RACING CLUB

Track Rating: Soft 5, Weather: Fine, Rail Position: +11m Entire

Section				200m				Last 600m	
Field Times				0:12.82 (0:12.82)				0:36.52	
Rank	TAB Horse/Jockey	Barrier	Top Speed [km/h]	Fastest Section	Margin				Distance Travelled [m]
11	3 MAN HANDS Ryan Maloney	9	65.4 1200m	0:11.36 1200m	0:13.21 [9] (0:13.21)	8.85L		0:37.71	+17
12	17 DAINTREE DREAMING Chris Meehan	7	64.8 1200m	0:11.53 1200m	0:13.23 [10] (0:13.23)	9.04L		0:37.42	+8

Scratched: Star Of Peru (#19), Peony Surprise (#9), Nicconium (#4), Irish Accolade (#5), Tsukino (#7), Shekinah (#12), Above The World (#15), The Garf (#14), Guru Class (#11)

[] Ranking at each section and finish
 -:-:-:- No data available at this section
 NA No data available

SCN Saddle cloth number
 DNF Did not finish
 DNT Did not track



Horse/Jockey Name	Ever So Clever
Final Rank	1
Fastest Section Time (Section)	0:11.57 (1200m)
Top Speed [km/h] (Section)	65.2 (1200m)
Race State	Finished

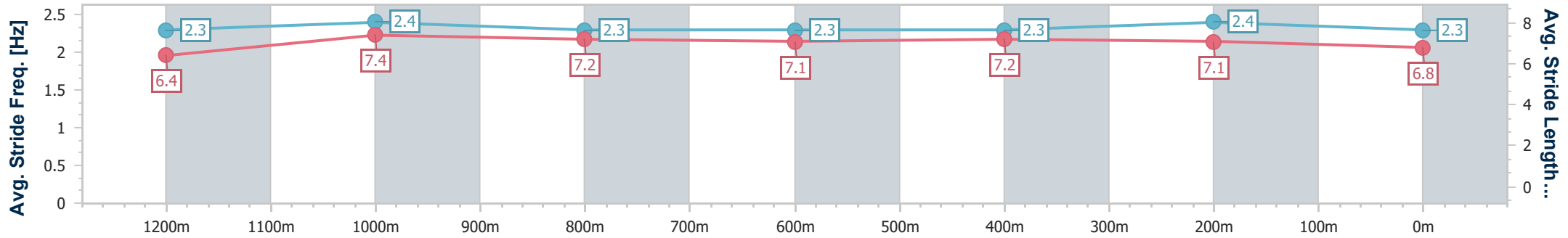
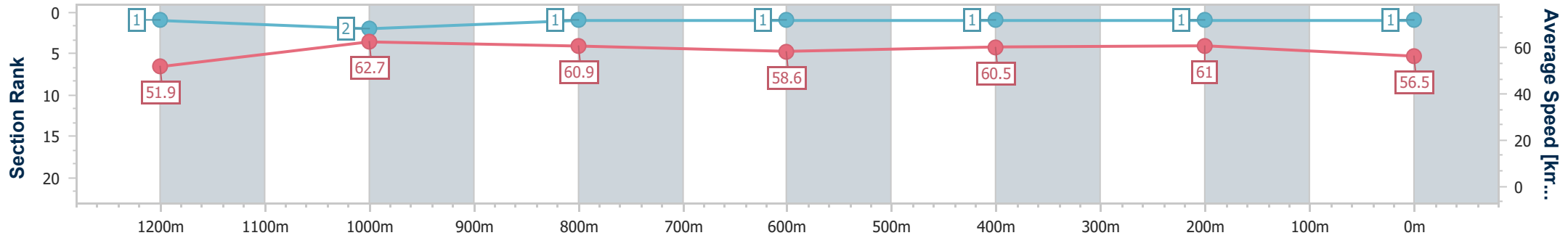


Eagle Farm QLD Professional
 Race 5: XXXX GOLD Maiden Handicap - 1400m
 03 January 2024 - 16:15
 Track Rating: Soft 5, Weather: Fine, Rail Position: +11m Entire



BRISBANE
 RACING CLUB

Section	Overall	1200m	1000m	800m	600m	400m	200m
Section Times	1:26.22 [1] (0:13.92)	1:12.30 [1] (0:11.57)	1:00.73 [2] (0:11.88)	0:48.85 [1] (0:12.33)	0:36.52 [1] (0:11.90)	0:24.62 [1] (0:11.80)	0:12.82 [1] (0:12.82)
Average Speed [km/h]	51.9	62.7	60.9	58.6	60.5	61.0	56.5
Top Speed [km/h]	65.1	65.2	61.8	60.2	62.9	62.1	60.1
Avg. Dist. to Rail [m]	8.7	4.0	1.3	0.6	0.4	0.8	0.8
Avg. Stride Freq. [Hz]	2.3	2.4	2.3	2.3	2.3	2.4	2.3
Avg. Stride Length [m]	6.4	7.4	7.2	7.1	7.2	7.1	6.8



- [] Ranking at each section and finish
- .-.- No data available at this section
- NA No data available



Horse/Jockey Name	American Phireball
Final Rank	2
Fastest Section Time (Section)	0:11.65 (400m)
Top Speed [km/h] (Section)	64.6 (Overall)
Race State	Finished

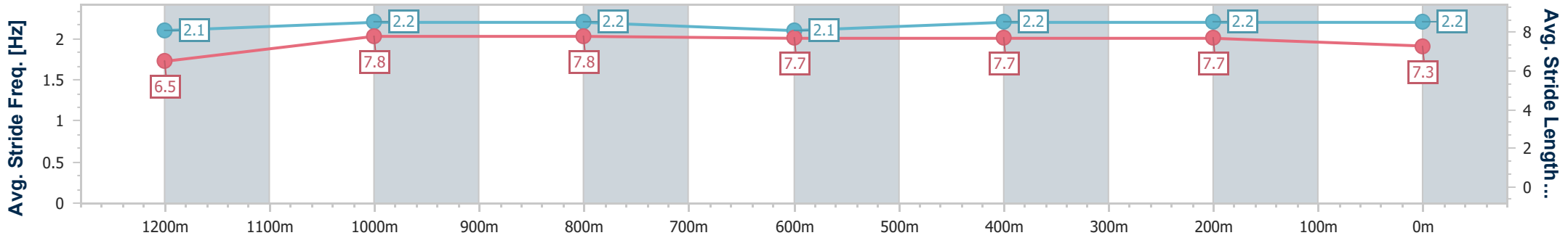
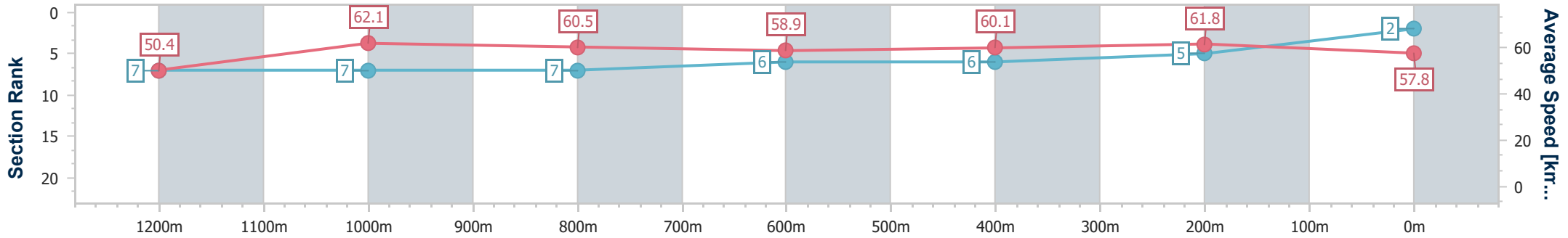


Eagle Farm QLD Professional
 Race 5: XXXX GOLD Maiden Handicap - 1400m
 03 January 2024 - 16:15
 Track Rating: Soft 5, Weather: Fine, Rail Position: +11m Entire



BRISBANE
RACING CLUB

Section	Overall	1200m	1000m	800m	600m	400m	200m
Section Times	1:26.45 [2] (0:14.29)	1:12.16 [7] (0:11.66)	1:00.50 [7] (0:12.00)	0:48.50 [7] (0:12.30)	0:36.20 [6] (0:12.00)	0:24.20 [6] (0:11.65)	0:12.55 [5] (0:12.55)
Average Speed [km/h]	50.4	62.1	60.5	58.9	60.1	61.8	57.8
Top Speed [km/h]	64.6	63.2	61.6	61.0	62.1	63.3	60.2
Avg. Dist. to Rail [m]	3.8	2.4	1.5	1.5	0.9	2.1	3.0
Avg. Stride Freq. [Hz]	2.1	2.2	2.2	2.1	2.2	2.2	2.2
Avg. Stride Length [m]	6.5	7.8	7.8	7.7	7.7	7.7	7.3



- [] Ranking at each section and finish
- .-.- No data available at this section
- NA No data available



Horse/Jockey Name	Autumn Song
Final Rank	3
Fastest Section Time (Section)	0:11.61 (1200m)
Top Speed [km/h] (Section)	63.9 (1200m)
Race State	Finished

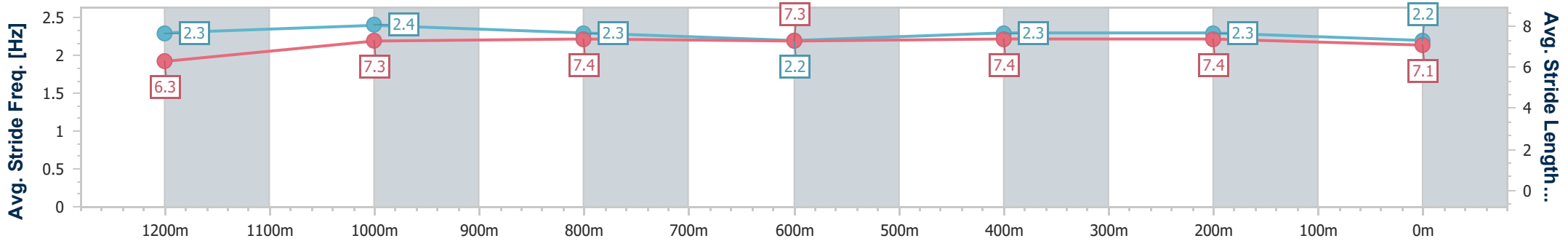
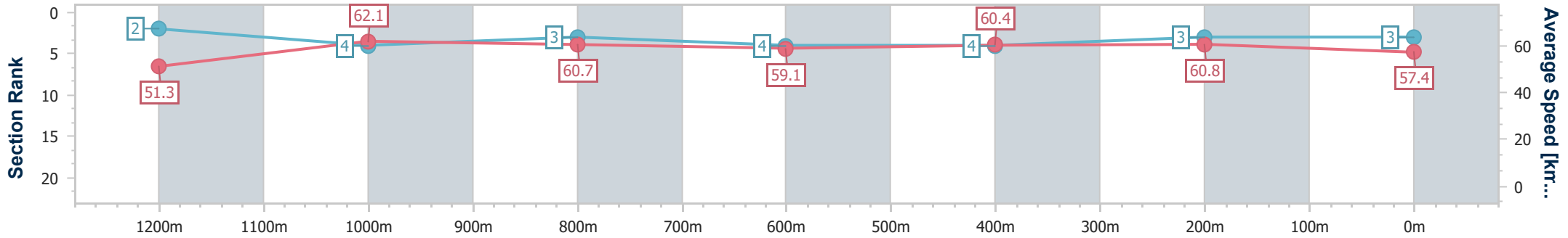


Eagle Farm QLD Professional
 Race 5: XXXX GOLD Maiden Handicap - 1400m
 03 January 2024 - 16:15
 Track Rating: Soft 5, Weather: Fine, Rail Position: +11m Entire



BRISBANE
RACING CLUB

Section	Overall	1200m	1000m	800m	600m	400m	200m
Section Times	1:26.49 [3] (0:14.08)	1:12.41 [2] (0:11.61)	1:00.80 [4] (0:11.96)	0:48.84 [3] (0:12.32)	0:36.52 [4] (0:12.04)	0:24.48 [4] (0:11.84)	0:12.64 [3] (0:12.64)
Average Speed [km/h]	51.3	62.1	60.7	59.1	60.4	60.8	57.4
Top Speed [km/h]	63.9	63.9	62.0	59.9	61.2	61.5	59.2
Avg. Dist. to Rail [m]	3.2	2.1	2.0	2.8	2.0	2.5	0.5
Avg. Stride Freq. [Hz]	2.3	2.4	2.3	2.2	2.3	2.3	2.2
Avg. Stride Length [m]	6.3	7.3	7.4	7.3	7.4	7.4	7.1



- [] Ranking at each section and finish
- .-.- No data available at this section
- NA No data available



Horse/Jockey Name	Shamuka
Final Rank	4
Fastest Section Time (Section)	0:11.42 (1200m)
Top Speed [km/h] (Section)	65.3 (1200m)
Race State	Finished

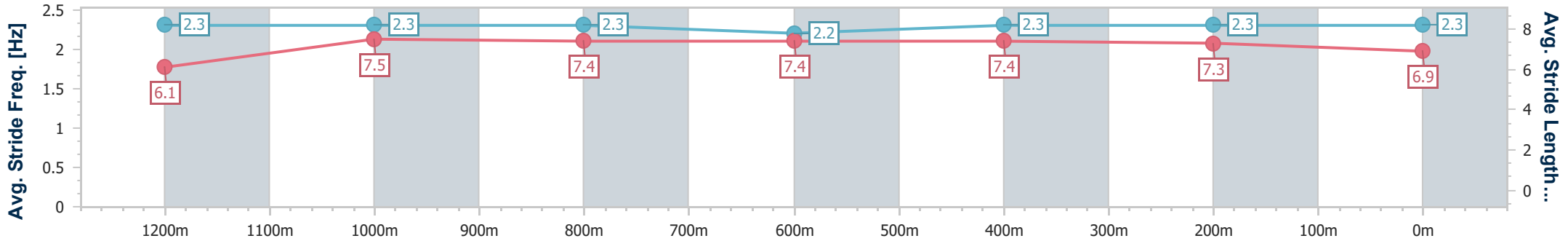
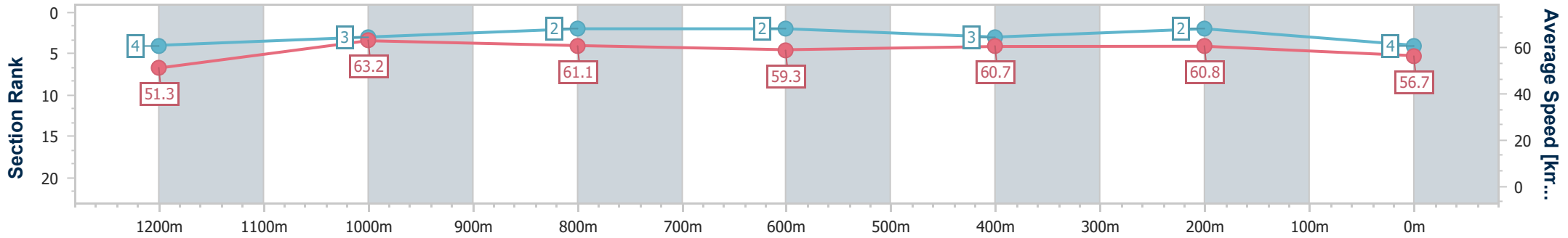


Eagle Farm QLD Professional
 Race 5: XXXX GOLD Maiden Handicap - 1400m
 03 January 2024 - 16:15
 Track Rating: Soft 5, Weather: Fine, Rail Position: +11m Entire



BRISBANE
 RACING CLUB

Section	Overall	1200m	1000m	800m	600m	400m	200m
Section Times	1:26.57 [4] (0:14.13)	1:12.44 [4] (0:11.42)	1:01.02 [3] (0:11.93)	0:49.09 [2] (0:12.38)	0:36.71 [2] (0:12.06)	0:24.65 [3] (0:11.85)	0:12.80 [2] (0:12.80)
Average Speed [km/h]	51.3	63.2	61.1	59.3	60.7	60.8	56.7
Top Speed [km/h]	65.2	65.3	62.0	61.1	62.3	62.6	59.7
Avg. Dist. to Rail [m]	5.6	3.7	2.5	4.0	4.0	4.9	3.0
Avg. Stride Freq. [Hz]	2.3	2.3	2.3	2.2	2.3	2.3	2.3
Avg. Stride Length [m]	6.1	7.5	7.4	7.4	7.4	7.3	6.9



- [] Ranking at each section and finish
- .-.- No data available at this section
- NA No data available



Horse/Jockey Name	Hereditary
Final Rank	5
Fastest Section Time (Section)	0:11.62 (1200m)
Top Speed [km/h] (Section)	63.6 (1200m)
Race State	Finished

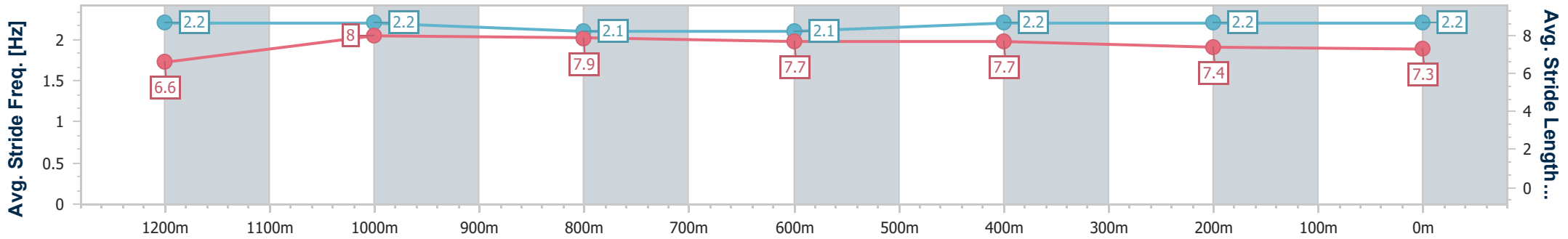
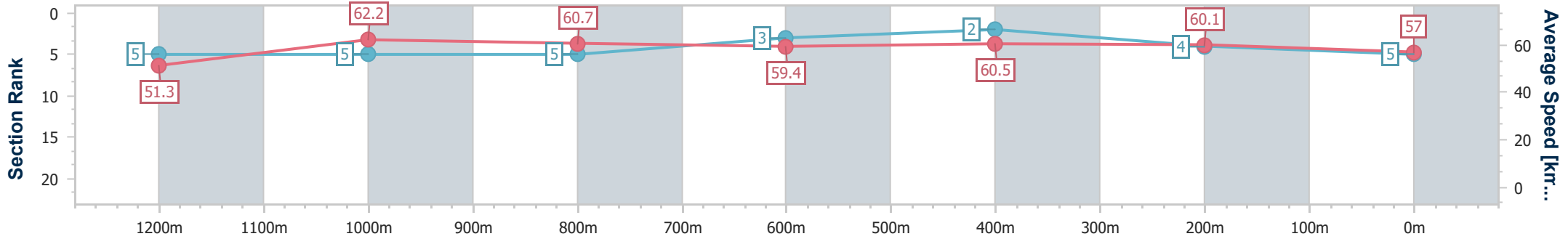


Eagle Farm QLD Professional
 Race 5: XXXX GOLD Maiden Handicap - 1400m
 03 January 2024 - 16:15
 Track Rating: Soft 5, Weather: Fine, Rail Position: +11m Entire



BRISBANE
 RACING CLUB

Section	Overall	1200m	1000m	800m	600m	400m	200m
Section Times	1:26.64 [5] (0:14.14)	1:12.50 [5] (0:11.62)	1:00.88 [5] (0:12.01)	0:48.87 [5] (0:12.19)	0:36.68 [3] (0:11.96)	0:24.72 [2] (0:11.97)	0:12.75 [4] (0:12.75)
Average Speed [km/h]	51.3	62.2	60.7	59.4	60.5	60.1	57.0
Top Speed [km/h]	62.6	63.6	61.4	60.5	62.2	62.3	58.2
Avg. Dist. to Rail [m]	5.6	3.5	2.5	1.7	1.2	3.2	5.3
Avg. Stride Freq. [Hz]	2.2	2.2	2.1	2.1	2.2	2.2	2.2
Avg. Stride Length [m]	6.6	8.0	7.9	7.7	7.7	7.4	7.3



- [] Ranking at each section and finish
- .-.- No data available at this section
- NA No data available



Horse/Jockey Name	Prado
Final Rank	6
Fastest Section Time (Section)	0:11.60 (1200m)
Top Speed [km/h] (Section)	63.5 (Overall)
Race State	Finished

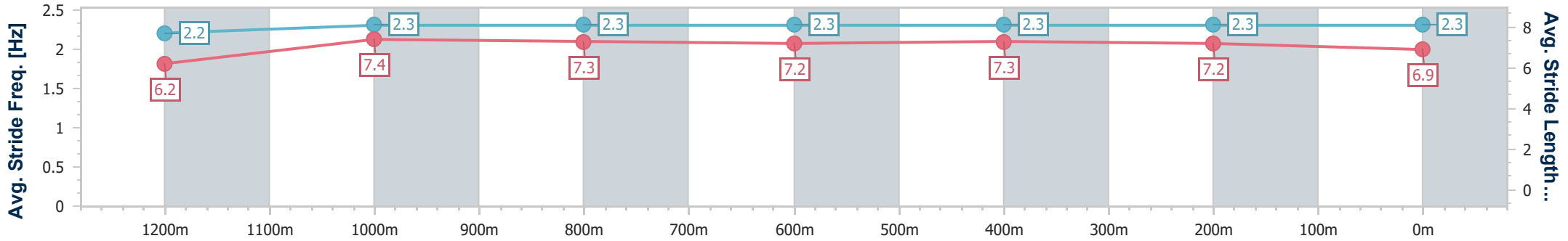
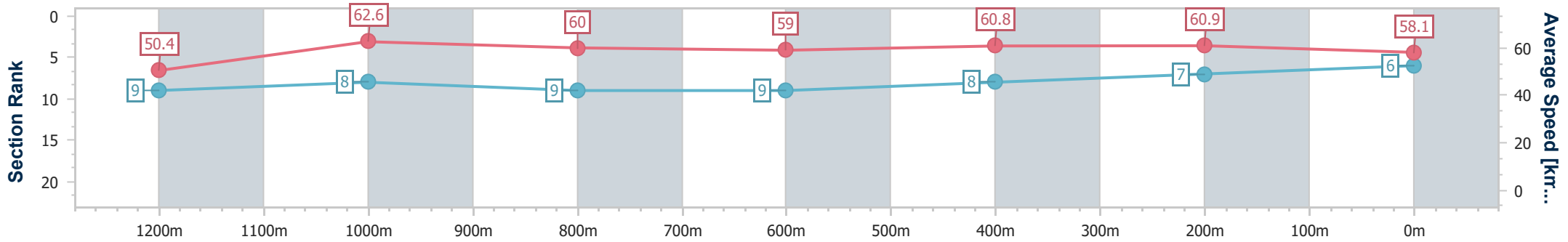


Eagle Farm QLD Professional
 Race 5: XXXX GOLD Maiden Handicap - 1400m
 03 January 2024 - 16:15
 Track Rating: Soft 5, Weather: Fine, Rail Position: +11m Entire



BRISBANE
 RACING CLUB

Section	Overall	1200m	1000m	800m	600m	400m	200m
Section Times	1:26.67 [6] (0:14.36)	1:12.31 [9] (0:11.60)	1:00.71 [8] (0:12.17)	0:48.54 [9] (0:12.35)	0:36.19 [9] (0:11.89)	0:24.30 [8] (0:11.83)	0:12.47 [7] (0:12.47)
Average Speed [km/h]	50.4	62.6	60.0	59.0	60.8	60.9	58.1
Top Speed [km/h]	63.5	63.5	61.4	60.1	62.1	61.6	59.9
Avg. Dist. to Rail [m]	10.6	4.6	3.5	2.9	0.7	4.3	7.7
Avg. Stride Freq. [Hz]	2.2	2.3	2.3	2.3	2.3	2.3	2.3
Avg. Stride Length [m]	6.2	7.4	7.3	7.2	7.3	7.2	6.9



- [] Ranking at each section and finish
- .-.- No data available at this section
- NA No data available



Horse/Jockey Name	Wassa
Final Rank	7
Fastest Section Time (Section)	0:11.47 (1200m)
Top Speed [km/h] (Section)	64.2 (1200m)
Race State	Finished

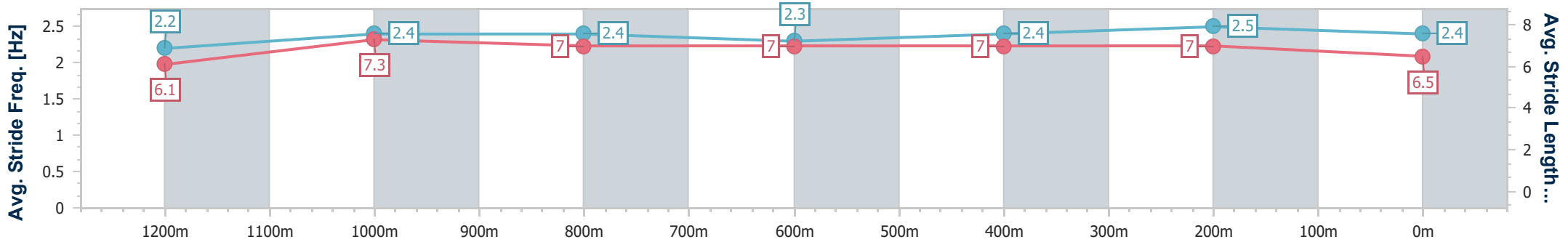
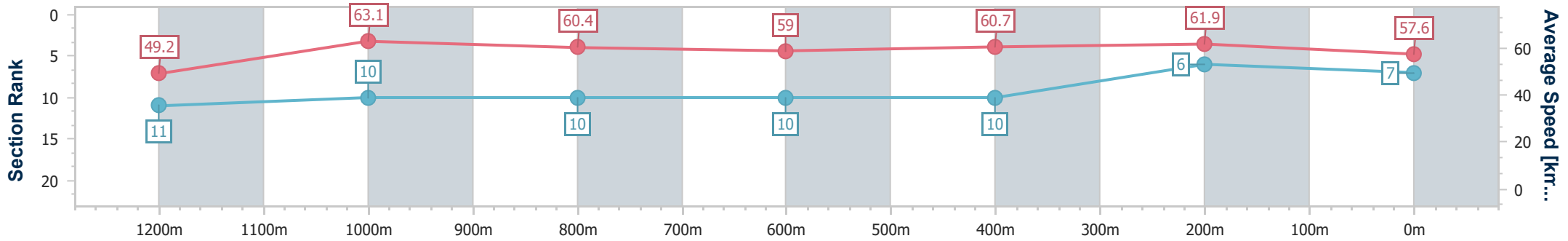


Eagle Farm QLD Professional
 Race 5: XXXX GOLD Maiden Handicap - 1400m
 03 January 2024 - 16:15
 Track Rating: Soft 5, Weather: Fine, Rail Position: +11m Entire



BRISBANE
 RACING CLUB

Section	Overall	1200m	1000m	800m	600m	400m	200m
Section Times	1:26.69 [7] (0:14.66)	1:12.03 [11] (0:11.47)	1:00.56 [10] (0:12.03)	0:48.53 [10] (0:12.38)	0:36.15 [10] (0:11.91)	0:24.24 [10] (0:11.63)	0:12.61 [6] (0:12.61)
Average Speed [km/h]	49.2	63.1	60.4	59.0	60.7	61.9	57.6
Top Speed [km/h]	63.7	64.2	62.3	61.7	62.5	63.0	59.5
Avg. Dist. to Rail [m]	7.4	1.7	2.6	2.8	1.2	3.5	5.9
Avg. Stride Freq. [Hz]	2.2	2.4	2.4	2.3	2.4	2.5	2.4
Avg. Stride Length [m]	6.1	7.3	7.0	7.0	7.0	7.0	6.5



- [] Ranking at each section and finish
- .-.- No data available at this section
- NA No data available



Horse/Jockey Name	Il Toro D'oro
Final Rank	8
Fastest Section Time (Section)	0:11.85 (1200m)
Top Speed [km/h] (Section)	62.1 (1200m)
Race State	Finished

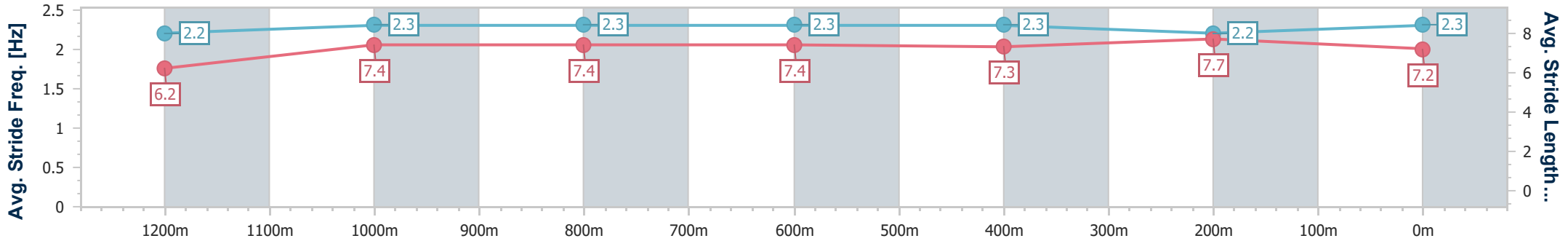
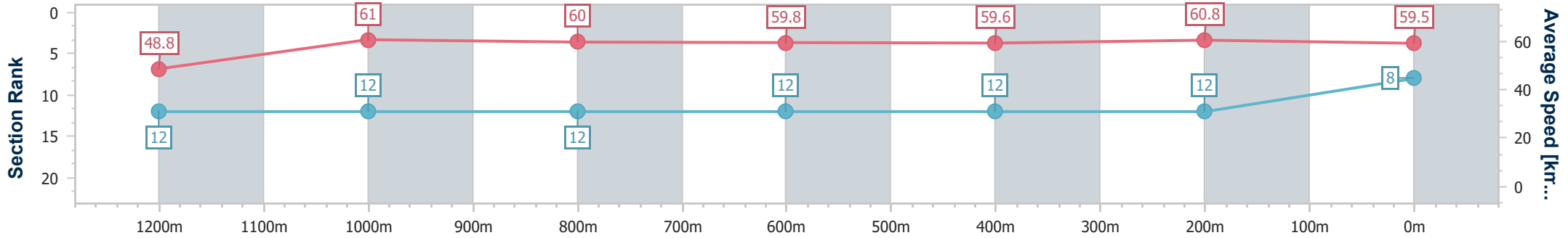


Eagle Farm QLD Professional
 Race 5: XXXX GOLD Maiden Handicap - 1400m
 03 January 2024 - 16:15
 Track Rating: Soft 5, Weather: Fine, Rail Position: +11m Entire



BRISBANE
RACING CLUB

Section	Overall	1200m	1000m	800m	600m	400m	200m
Section Times	1:26.95 [8] (0:14.82)	1:12.13 [12] (0:11.85)	1:00.28 [12] (0:12.07)	0:48.21 [12] (0:12.09)	0:36.12 [12] (0:12.05)	0:24.07 [12] (0:11.87)	0:12.20 [12] (0:12.20)
Average Speed [km/h]	48.8	61.0	60.0	59.8	59.6	60.8	59.5
Top Speed [km/h]	61.1	62.1	61.6	61.9	60.6	61.7	61.7
Avg. Dist. to Rail [m]	9.1	2.7	1.5	0.6	0.8	1.5	1.9
Avg. Stride Freq. [Hz]	2.2	2.3	2.3	2.3	2.3	2.2	2.3
Avg. Stride Length [m]	6.2	7.4	7.4	7.4	7.3	7.7	7.2



- [] Ranking at each section and finish
- .-.- No data available at this section
- NA No data available



Horse/Jockey Name	Miss Farstar
Final Rank	9
Fastest Section Time (Section)	0:11.65 (1200m)
Top Speed [km/h] (Section)	63.8 (Overall)
Race State	Finished

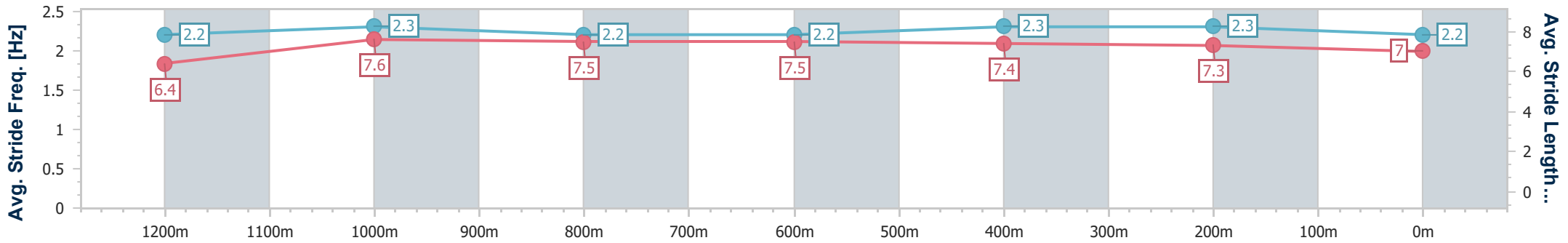
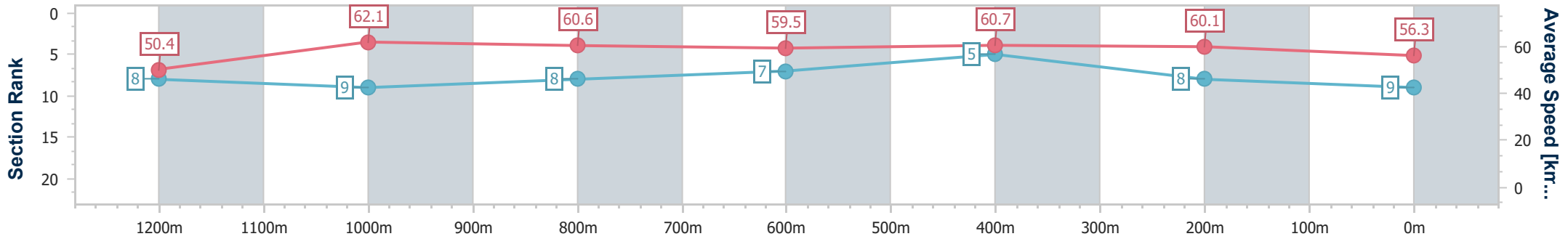


Eagle Farm QLD Professional
 Race 5: XXXX GOLD Maiden Handicap - 1400m
 03 January 2024 - 16:15
 Track Rating: Soft 5, Weather: Fine, Rail Position: +11m Entire



BRISBANE
RACING CLUB

Section	Overall	1200m	1000m	800m	600m	400m	200m
Section Times	1:27.10 [9] (0:14.32)	1:12.78 [8] (0:11.65)	1:01.13 [9] (0:12.12)	0:49.01 [8] (0:12.21)	0:36.80 [7] (0:11.94)	0:24.86 [5] (0:12.01)	0:12.85 [8] (0:12.85)
Average Speed [km/h]	50.4	62.1	60.6	59.5	60.7	60.1	56.3
Top Speed [km/h]	63.8	63.1	61.9	61.0	61.4	60.8	58.0
Avg. Dist. to Rail [m]	4.3	3.9	4.0	2.7	1.5	4.4	3.9
Avg. Stride Freq. [Hz]	2.2	2.3	2.2	2.2	2.3	2.3	2.2
Avg. Stride Length [m]	6.4	7.6	7.5	7.5	7.4	7.3	7.0



- [] Ranking at each section and finish
- .-.- No data available at this section
- NA No data available



Horse/Jockey Name	Rhodes
Final Rank	10
Fastest Section Time (Section)	0:11.70 (1200m)
Top Speed [km/h] (Section)	62.9 (1200m)
Race State	Finished

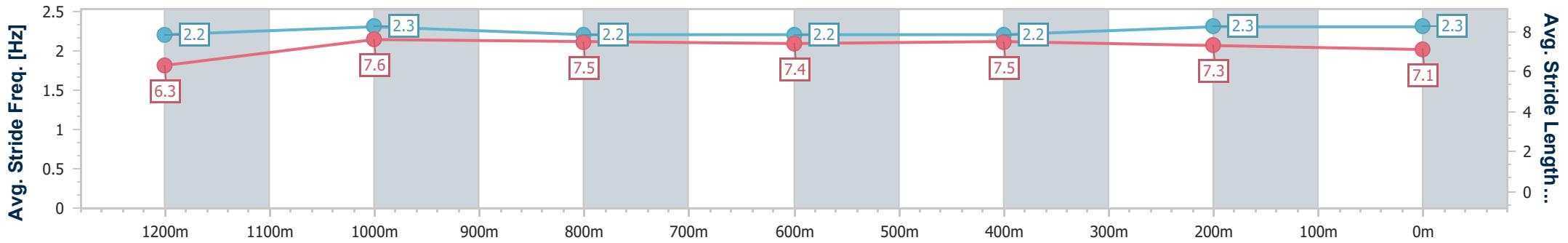
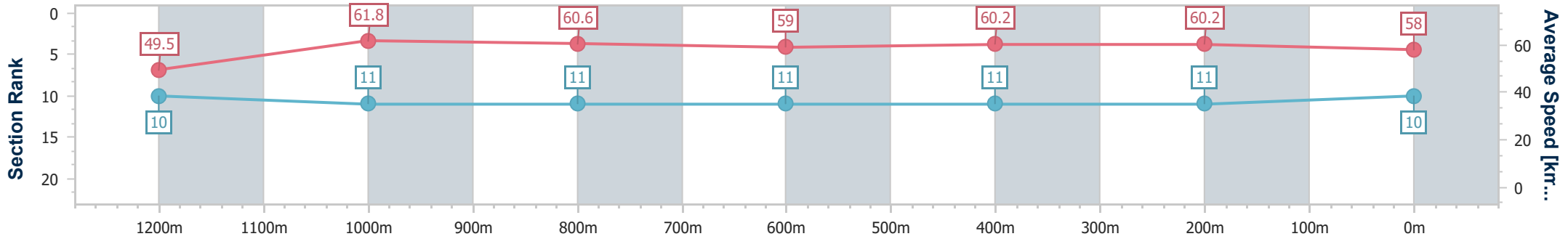


Eagle Farm QLD Professional
 Race 5: XXXX GOLD Maiden Handicap - 1400m
 03 January 2024 - 16:15
 Track Rating: Soft 5, Weather: Fine, Rail Position: +11m Entire



BRISBANE
RACING CLUB

Section	Overall	1200m	1000m	800m	600m	400m	200m
Section Times	1:27.26 [10] (0:14.59)	1:12.67 [10] (0:11.70)	1:00.97 [11] (0:12.06)	0:48.91 [11] (0:12.34)	0:36.57 [11] (0:12.08)	0:24.49 [11] (0:11.98)	0:12.51 [11] (0:12.51)
Average Speed [km/h]	49.5	61.8	60.6	59.0	60.2	60.2	58.0
Top Speed [km/h]	62.3	62.9	61.7	61.1	61.1	60.8	60.3
Avg. Dist. to Rail [m]	5.4	2.6	2.9	2.9	2.3	2.8	2.9
Avg. Stride Freq. [Hz]	2.2	2.3	2.2	2.2	2.2	2.3	2.3
Avg. Stride Length [m]	6.3	7.6	7.5	7.4	7.5	7.3	7.1



- [] Ranking at each section and finish
- .-.- No data available at this section
- NA No data available



Horse/Jockey Name	Man Hands
Final Rank	11
Fastest Section Time (Section)	0:11.36 (1200m)
Top Speed [km/h] (Section)	65.4 (1200m)
Race State	Finished

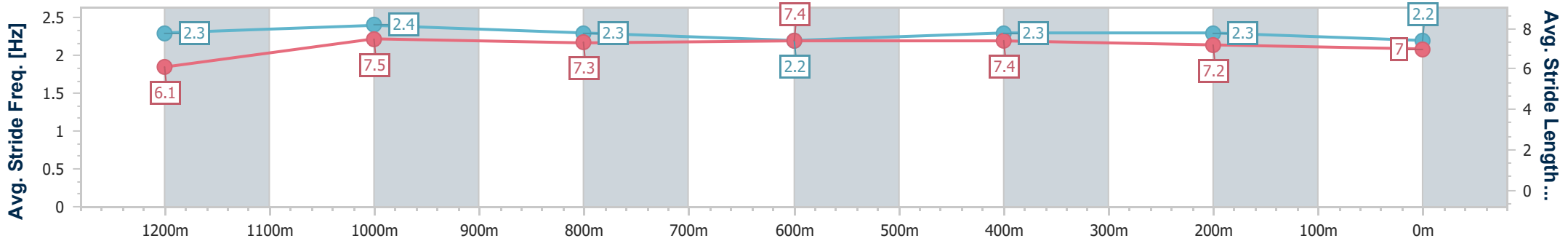
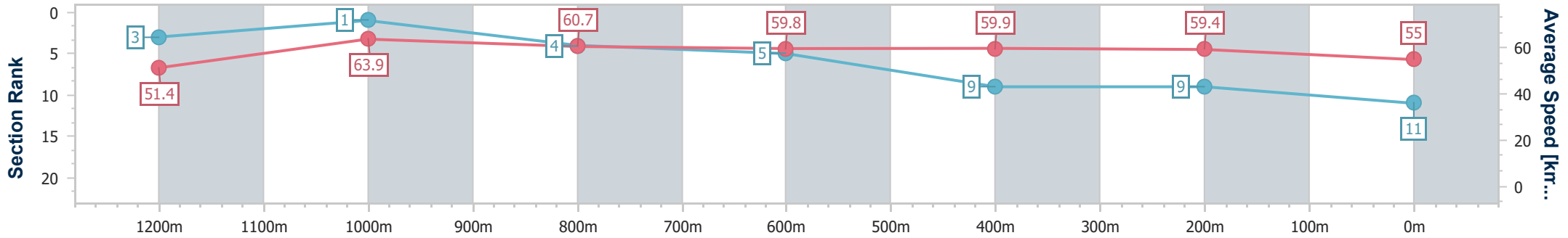


Eagle Farm QLD Professional
 Race 5: XXXX GOLD Maiden Handicap - 1400m
 03 January 2024 - 16:15
 Track Rating: Soft 5, Weather: Fine, Rail Position: +11m Entire



BRISBANE
RACING CLUB

Section	Overall	1200m	1000m	800m	600m	400m	200m
Section Times	1:27.73 [11] (0:14.11)	1:13.62 [3] (0:11.36)	1:02.26 [1] (0:12.19)	0:50.07 [4] (0:12.36)	0:37.71 [5] (0:12.37)	0:25.34 [9] (0:12.13)	0:13.21 [9] (0:13.21)
Average Speed [km/h]	51.4	63.9	60.7	59.8	59.9	59.4	55.0
Top Speed [km/h]	65.1	65.4	62.0	61.4	61.2	60.5	57.3
Avg. Dist. to Rail [m]	8.6	7.1	6.2	5.8	6.6	10.5	8.5
Avg. Stride Freq. [Hz]	2.3	2.4	2.3	2.2	2.3	2.3	2.2
Avg. Stride Length [m]	6.1	7.5	7.3	7.4	7.4	7.2	7.0



- [] Ranking at each section and finish
- .-.- No data available at this section
- NA No data available



Horse/Jockey Name	Daintree Dreaming
Final Rank	12
Fastest Section Time (Section)	0:11.53 (1200m)
Top Speed [km/h] (Section)	64.8 (1200m)
Race State	Finished

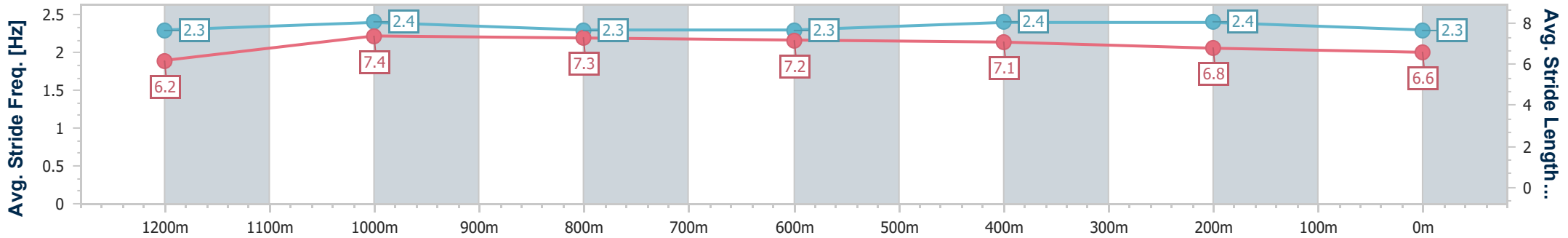
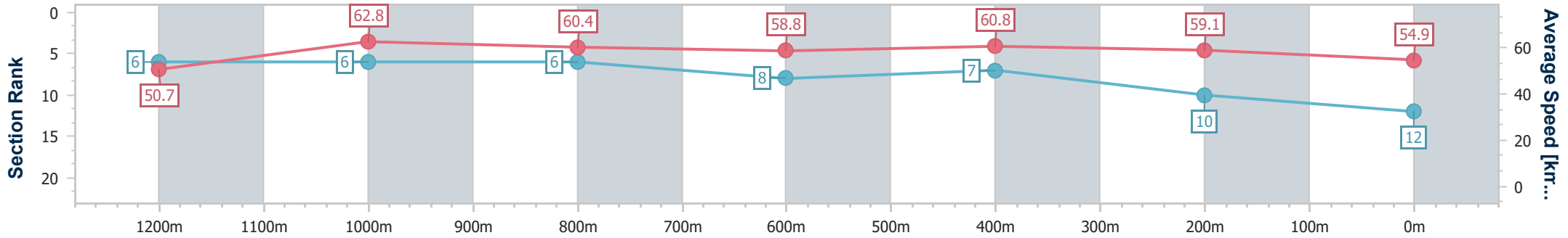


Eagle Farm QLD Professional
 Race 5: XXXX GOLD Maiden Handicap - 1400m
 03 January 2024 - 16:15
 Track Rating: Soft 5, Weather: Fine, Rail Position: +11m Entire



BRISBANE
 RACING CLUB

Section	Overall	1200m	1000m	800m	600m	400m	200m
Section Times	1:27.76 [12] (0:14.28)	1:13.48 [6] (0:11.53)	1:01.95 [6] (0:12.11)	0:49.84 [6] (0:12.42)	0:37.42 [8] (0:11.99)	0:25.43 [7] (0:12.20)	0:13.23 [10] (0:13.23)
Average Speed [km/h]	50.7	62.8	60.4	58.8	60.8	59.1	54.9
Top Speed [km/h]	64.3	64.8	62.0	60.1	62.2	61.7	57.8
Avg. Dist. to Rail [m]	6.1	4.1	3.7	3.2	2.8	9.2	9.2
Avg. Stride Freq. [Hz]	2.3	2.4	2.3	2.3	2.4	2.4	2.3
Avg. Stride Length [m]	6.2	7.4	7.3	7.2	7.1	6.8	6.6



- [] Ranking at each section and finish
- .-.- No data available at this section
- NA No data available