



Eagle Farm QLD Professional
Race 6: MAGIC MILLIONS Colts, Geldings & Entires BENCHMARK 65
Handicap - 1300m
03 January 2024 - 16:49



BRISBANE
RACING CLUB

Track Rating: Soft 5, Weather: Fine, Rail Position: +11m Entire

Section		Overall	1200m	1000m	800m	600m	400m	Last 600m				
Field Times		1:18.33 (0:07.72)	1:10.61 (0:11.21)	0:59.40 (0:11.55)	0:47.85 (0:12.16)	0:35.69 (0:11.69)	0:24.00 (0:11.78)	0:35.69				
Rank	TAB Horse/Jockey	Barrier	Top Speed [km/h]	Fastest Section	Distance Travelled [m]							
1	10 MOONAN ME Casey Waddell	7	65.1	0:08.42	1:18.33 [1] (0:08.42)	1:09.91 [7] (0:11.34)	0:58.57 [6] (0:11.36)	0:47.21 [6] (0:11.99)	0:35.22 [6] (0:11.78)	0:23.44 [5] (0:11.35)	0:35.22	
2	3 BANDIT Tahlia Fenlon	5	65.2	0:08.09	1:18.37 [2] (0:08.09)	1:10.28 [4] (0:11.32)	0:58.96 [3] (0:11.49)	0:47.47 [4] (0:12.00)	0:35.47 [3] (0:11.72)	0:23.75 [2] (0:11.49)	0:35.47	+0
3	8 BOOM COURT Ryan Wiggins	1	65.4	0:07.72	1:19.01 [3] (0:07.72)	1:11.29 [1] (0:11.21)	1:00.08 [1] (0:11.55)	0:48.53 [1] (0:12.16)	0:36.37 [1] (0:11.69)	0:24.68 [1] (0:11.80)	0:36.37	+3
4	4 MIO SORRENTO Jake Molloy	13	66.0	0:08.67	1:19.19 [4] (0:08.67)	1:10.52 [9] (0:11.39)	0:59.13 [9] (0:11.38)	0:47.75 [8] (0:11.93)	0:35.82 [9] (0:11.82)	0:24.00 [7] (0:11.39)	0:35.82	+3
5	5 HIDDEN EYES Melea Castle	10	65.0	0:08.43	1:19.51 [5] (0:08.43)	1:11.08 [8] (0:11.61)	0:59.47 [8] (0:11.52)	0:47.95 [9] (0:11.81)	0:36.14 [8] (0:11.94)	0:24.20 [8] (0:11.54)	0:36.14	+7
6	11 PREPOTENT Mark Du Plessis	9	66.1	0:08.26	1:19.54 [6] (0:08.26)	1:11.28 [5] (0:11.33)	0:59.95 [5] (0:11.52)	0:48.43 [5] (0:11.98)	0:36.45 [5] (0:11.91)	0:24.54 [6] (0:11.69)	0:36.45	+5
7	6 KERMANTIC Brodie Loy	2	64.0	0:07.89	1:19.63 [7] (0:07.89)	1:11.74 [3] (0:11.53)	1:00.21 [4] (0:11.47)	0:48.74 [3] (0:12.02)	0:36.72 [4] (0:11.96)	0:24.76 [4] (0:11.78)	0:36.72	+1
8	9 BUNDYANDCOKE Jason Taylor	8	65.4	0:08.29	1:20.59 [8] (0:08.29)	1:12.30 [6] (0:11.48)	1:00.82 [7] (0:11.57)	0:49.25 [7] (0:11.98)	0:37.27 [7] (0:12.02)	0:25.25 [9] (0:11.67)	0:37.27	+9
9	13 SUPEROKAY James Orman	6	66.8	0:07.75	1:21.03 [9] (0:07.75)	1:13.28 [2] (0:11.20)	1:02.08 [2] (0:11.72)	0:50.36 [2] (0:12.13)	0:38.23 [2] (0:11.98)	0:26.25 [3] (0:12.16)	0:38.23	+3

Scratched: Baltray (#12), Most Dazzling (#2), Magic In Me (#7), Pacific Padrino (#1)



Eagle Farm QLD Professional
Race 6: MAGIC MILLIONS Colts, Geldings & Entires BENCHMARK 65
Handicap - 1300m
03 January 2024 - 16:49



Track Rating: Soft 5, Weather: Fine, Rail Position: +11m Entire

Section							200m			Last 600m
Field Times							0:12.22			0:35.69
Rank	TAB	Horse/Jockey	Barrier	Top Speed [km/h]	Fastest Section	Margin				Distance Travelled [m]
1	10	MOONAN ME Casey Waddell	7	65.1 1000m	0:08.42 Overall	0:12.09 [3] (0:12.09)	1:18.33		0:35.22	
2	3	BANDIT Tahlia Fenlon	5	65.2 1200m	0:08.09 Overall	0:12.26 [1] (0:12.26)	0.28L		0:35.47	+0
3	8	BOOM COURT Ryan Wiggins	1	65.4 1200m	0:07.72 Overall	0:12.88 [2] (0:12.88)	4.04L		0:36.37	+3
4	4	MIO SORRENTO Jake Molloy	13	66.0 1200m	0:08.67 Overall	0:12.61 [4] (0:12.61)	5.07L		0:35.82	+3
5	5	HIDDEN EYES Melea Castle	10	65.0 1200m	0:08.43 Overall	0:12.66 [7] (0:12.66)	6.95L		0:36.14	+7
6	11	PREPOTENT Mark Du Plessis	9	66.1 1200m	0:08.26 Overall	0:12.85 [6] (0:12.85)	7.13L		0:36.45	+5
7	6	KERMANTIC Brodie Loy	2	64.0 1200m	0:07.89 Overall	0:12.98 [5] (0:12.98)	7.65L		0:36.72	+1
8	9	BUNDYANDCOKE Jason Taylor	8	65.4 1000m	0:08.29 Overall	0:13.58 [9] (0:13.58)	13.33L		0:37.27	+9
9	13	SUPEROKAY James Orman	6	66.8 1200m	0:07.75 Overall	0:14.09 [8] (0:14.09)	15.89L		0:38.23	+3

Scratched: Baltray (#12), Most Dazzling (#2), Magic In Me (#7), Pacific Padrino (#1)

[] Ranking at each section and finish
 -:-:- No data available at this section
 NA No data available

SCN Saddle cloth number
 DNF Did not finish
 DNT Did not track



Horse/Jockey Name	Moonan Me
Final Rank	1
Fastest Section Time (Section)	0:08.42 (Overall)
Top Speed [km/h] (Section)	65.1 (1000m)
Race State	Finished

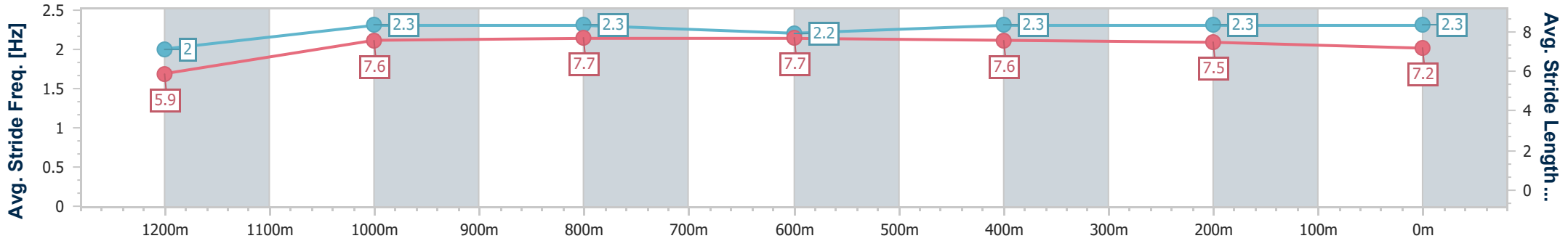
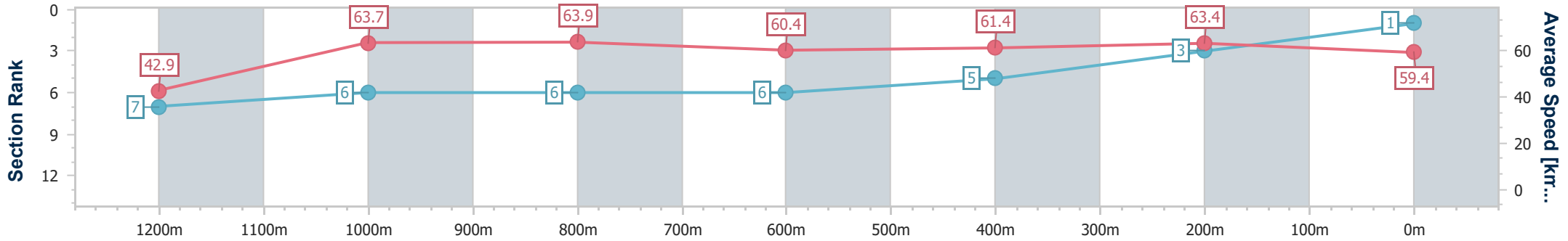


Eagle Farm QLD Professional
 Race 6: MAGIC MILLIONS Colts, Geldings & Entires
 BENCHMARK 65 Handicap - 1300m
 03 January 2024 - 16:49
 Track Rating: Soft 5, Weather: Fine, Rail Position: +11m Entire



BRISBANE
 RACING CLUB

Section	Overall	1200m	1000m	800m	600m	400m	200m
Section Times	1:18.33 [1] (0:08.42)	1:09.91 [7] (0:11.34)	0:58.57 [6] (0:11.36)	0:47.21 [6] (0:11.99)	0:35.22 [6] (0:11.78)	0:23.44 [5] (0:11.35)	0:12.09 [3] (0:12.09)
Average Speed [km/h]	42.9	63.7	63.9	60.4	61.4	63.4	59.4
Top Speed [km/h]	60.5	64.8	65.1	62.8	63.4	64.0	62.7
Avg. Dist. to Rail [m]	7.1	2.4	1.7	1.3	0.6	2.4	4.2
Avg. Stride Freq. [Hz]	2.0	2.3	2.3	2.2	2.3	2.3	2.3
Avg. Stride Length [m]	5.9	7.6	7.7	7.7	7.6	7.5	7.2



- [] Ranking at each section and finish
- .-.- No data available at this section
- NA No data available



Horse/Jockey Name	Bandit
Final Rank	2
Fastest Section Time (Section)	0:08.09 (Overall)
Top Speed [km/h] (Section)	65.2 (1200m)
Race State	Finished

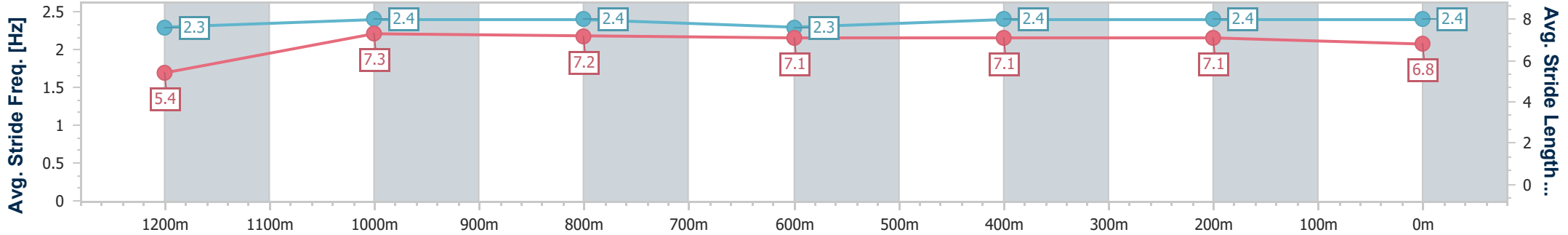
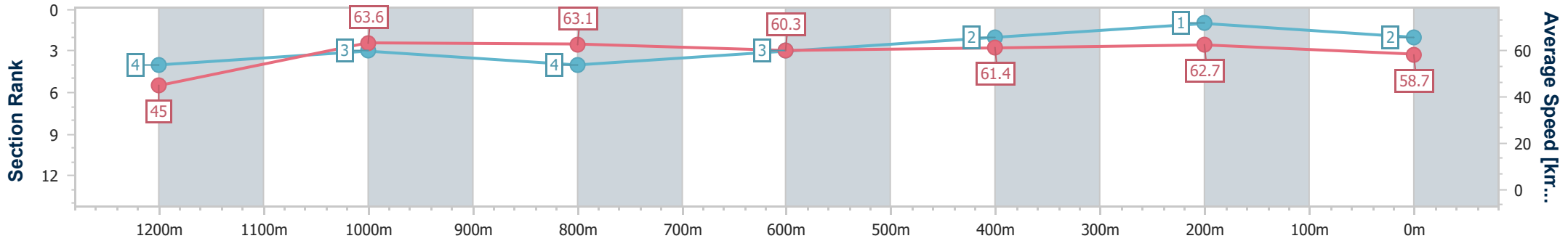


Eagle Farm QLD Professional
 Race 6: MAGIC MILLIONS Colts, Geldings & Entires
 BENCHMARK 65 Handicap - 1300m
 03 January 2024 - 16:49
 Track Rating: Soft 5, Weather: Fine, Rail Position: +11m Entire



BRISBANE
 RACING CLUB

Section	Overall	1200m	1000m	800m	600m	400m	200m
Section Times	1:18.37 [2] (0:08.09)	1:10.28 [4] (0:11.32)	0:58.96 [3] (0:11.49)	0:47.47 [4] (0:12.00)	0:35.47 [3] (0:11.72)	0:23.75 [2] (0:11.49)	0:12.26 [1] (0:12.26)
Average Speed [km/h]	45.0	63.6	63.1	60.3	61.4	62.7	58.7
Top Speed [km/h]	59.1	65.2	64.2	62.9	63.1	64.1	61.3
Avg. Dist. to Rail [m]	6.7	2.5	1.2	1.1	0.4	0.9	2.5
Avg. Stride Freq. [Hz]	2.3	2.4	2.4	2.3	2.4	2.4	2.4
Avg. Stride Length [m]	5.4	7.3	7.2	7.1	7.1	7.1	6.8



- [] Ranking at each section and finish
- .-.- No data available at this section
- NA No data available



Horse/Jockey Name	Boom Court
Final Rank	3
Fastest Section Time (Section)	0:07.72 (Overall)
Top Speed [km/h] (Section)	65.4 (1200m)
Race State	Finished

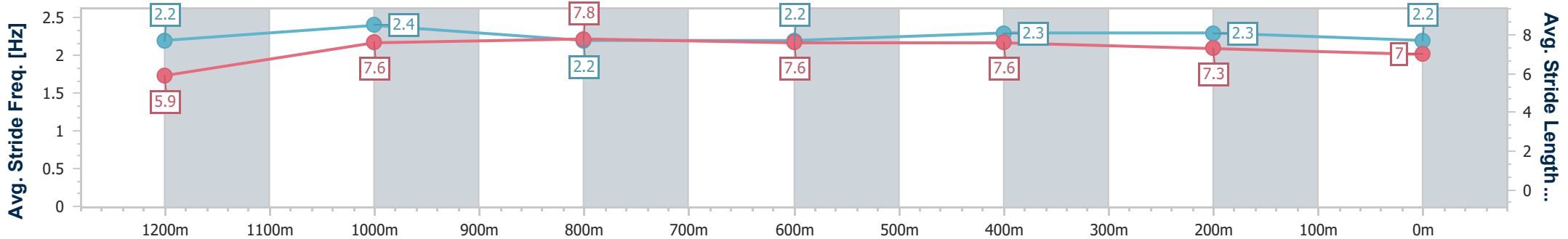
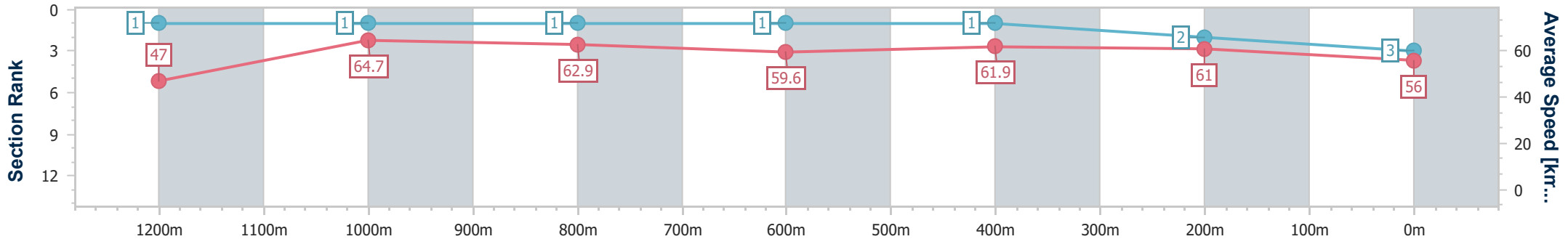


Eagle Farm QLD Professional
 Race 6: MAGIC MILLIONS Colts, Geldings & Entires
 BENCHMARK 65 Handicap - 1300m
 03 January 2024 - 16:49
 Track Rating: Soft 5, Weather: Fine, Rail Position: +11m Entire



BRISBANE
 RACING CLUB

Section	Overall	1200m	1000m	800m	600m	400m	200m
Section Times	1:19.01 [3] (0:07.72)	1:11.29 [1] (0:11.21)	1:00.08 [1] (0:11.55)	0:48.53 [1] (0:12.16)	0:36.37 [1] (0:11.69)	0:24.68 [1] (0:11.80)	0:12.88 [2] (0:12.88)
Average Speed [km/h]	47.0	64.7	62.9	59.6	61.9	61.0	56.0
Top Speed [km/h]	63.3	65.4	63.3	62.4	63.3	63.2	59.1
Avg. Dist. to Rail [m]	5.4	2.3	2.1	2.0	1.6	0.7	2.1
Avg. Stride Freq. [Hz]	2.2	2.4	2.2	2.2	2.3	2.3	2.2
Avg. Stride Length [m]	5.9	7.6	7.8	7.6	7.6	7.3	7.0



- [] Ranking at each section and finish
- .-.- No data available at this section
- NA No data available



Horse/Jockey Name	Mio Sorrento
Final Rank	4
Fastest Section Time (Section)	0:08.67 (Overall)
Top Speed [km/h] (Section)	66.0 (1200m)
Race State	Finished

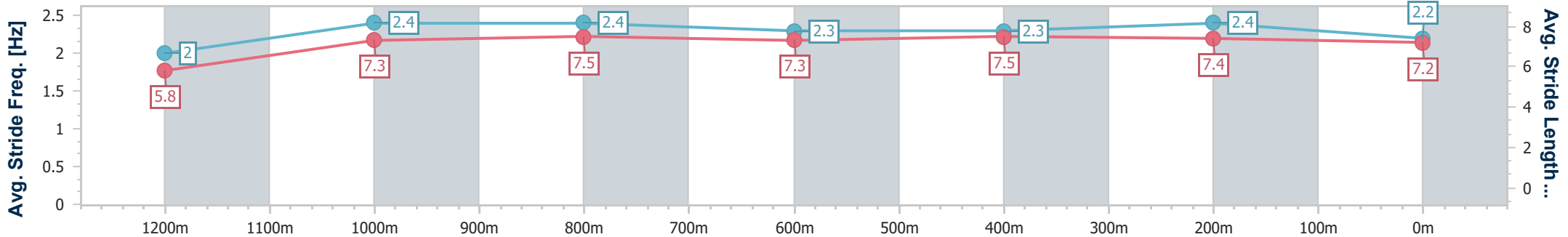
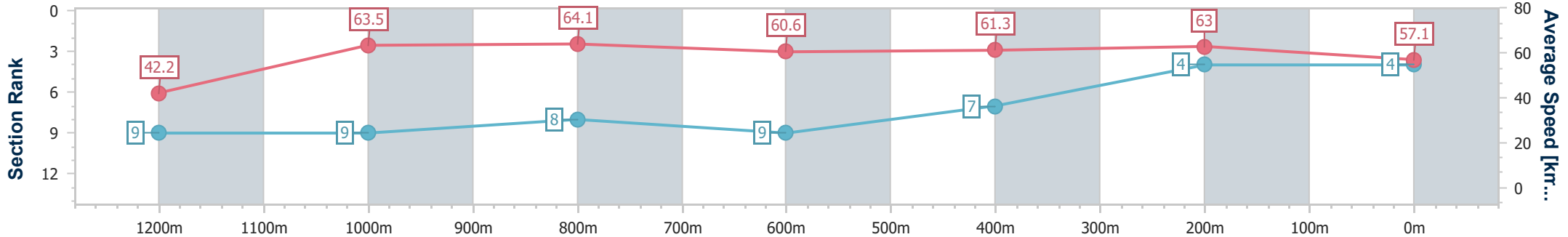


Eagle Farm QLD Professional
 Race 6: MAGIC MILLIONS Colts, Geldings & Entires
 BENCHMARK 65 Handicap - 1300m
 03 January 2024 - 16:49
 Track Rating: Soft 5, Weather: Fine, Rail Position: +11m Entire



BRISBANE
 RACING CLUB

Section	Overall	1200m	1000m	800m	600m	400m	200m
Section Times	1:19.19 [4] (0:08.67)	1:10.52 [9] (0:11.39)	0:59.13 [9] (0:11.38)	0:47.75 [8] (0:11.93)	0:35.82 [9] (0:11.82)	0:24.00 [7] (0:11.39)	0:12.61 [4] (0:12.61)
Average Speed [km/h]	42.2	63.5	64.1	60.6	61.3	63.0	57.1
Top Speed [km/h]	57.6	66.0	65.4	64.4	63.5	64.6	61.4
Avg. Dist. to Rail [m]	10.9	2.7	2.2	1.6	0.7	2.0	3.6
Avg. Stride Freq. [Hz]	2.0	2.4	2.4	2.3	2.3	2.4	2.2
Avg. Stride Length [m]	5.8	7.3	7.5	7.3	7.5	7.4	7.2



- [] Ranking at each section and finish
- .-.- No data available at this section
- NA No data available



Horse/Jockey Name	Hidden Eyes
Final Rank	5
Fastest Section Time (Section)	0:08.43 (Overall)
Top Speed [km/h] (Section)	65.0 (1200m)
Race State	Finished

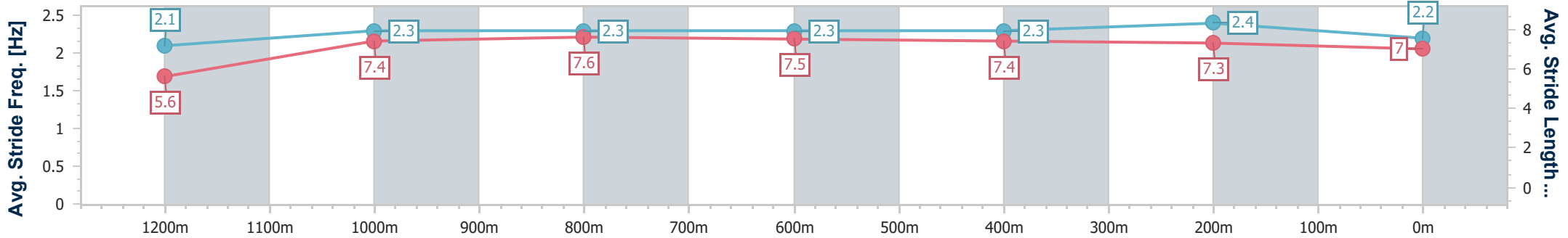
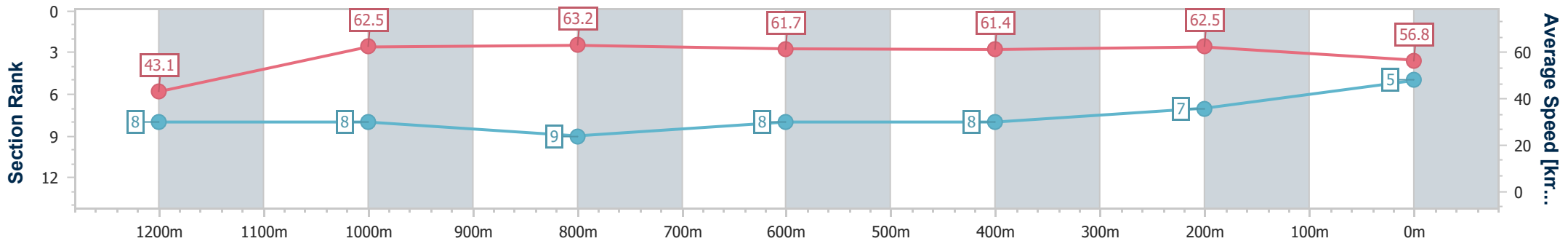


Eagle Farm QLD Professional
 Race 6: MAGIC MILLIONS Colts, Geldings & Entires
 BENCHMARK 65 Handicap - 1300m
 03 January 2024 - 16:49
 Track Rating: Soft 5, Weather: Fine, Rail Position: +11m Entire



BRISBANE
 RACING CLUB

Section	Overall	1200m	1000m	800m	600m	400m	200m
Section Times	1:19.51 [5] (0:08.43)	1:11.08 [8] (0:11.61)	0:59.47 [8] (0:11.52)	0:47.95 [9] (0:11.81)	0:36.14 [8] (0:11.94)	0:24.20 [8] (0:11.54)	0:12.66 [7] (0:12.66)
Average Speed [km/h]	43.1	62.5	63.2	61.7	61.4	62.5	56.8
Top Speed [km/h]	55.4	65.0	64.7	64.6	63.4	63.7	60.3
Avg. Dist. to Rail [m]	10.6	4.1	2.7	2.9	3.4	7.0	7.7
Avg. Stride Freq. [Hz]	2.1	2.3	2.3	2.3	2.3	2.4	2.2
Avg. Stride Length [m]	5.6	7.4	7.6	7.5	7.4	7.3	7.0



- [] Ranking at each section and finish
- .-.- No data available at this section
- NA No data available



Horse/Jockey Name	Prepotent
Final Rank	6
Fastest Section Time (Section)	0:08.26 (Overall)
Top Speed [km/h] (Section)	66.1 (1200m)
Race State	Finished

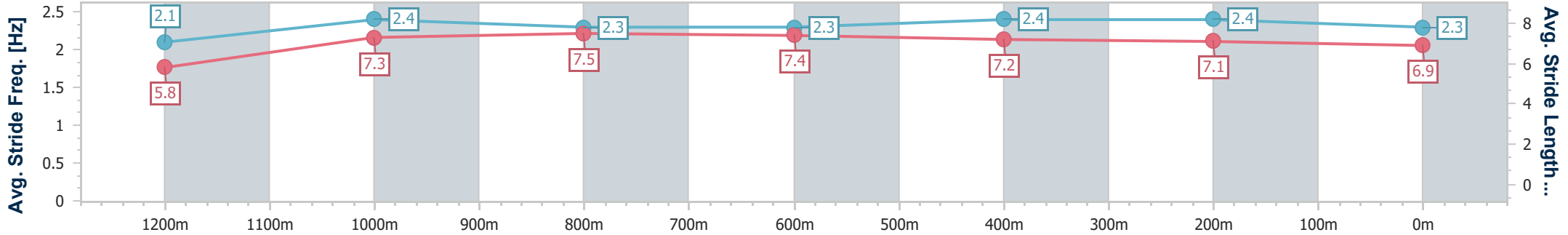
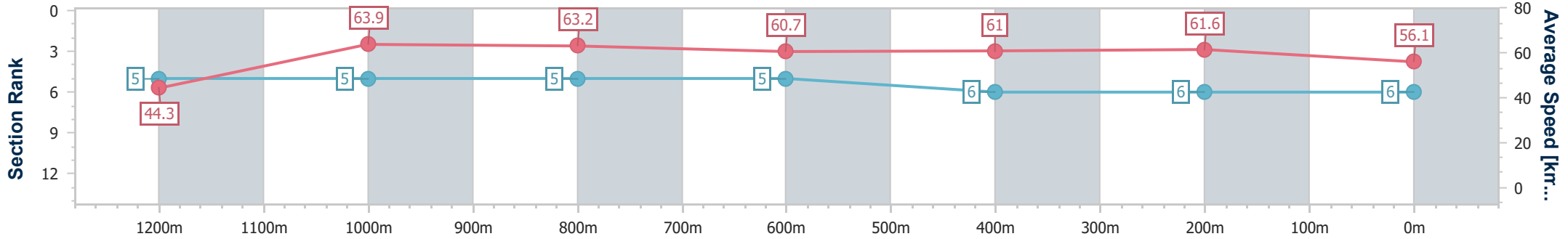


Eagle Farm QLD Professional
 Race 6: MAGIC MILLIONS Colts, Geldings & Entires
 BENCHMARK 65 Handicap - 1300m
 03 January 2024 - 16:49
 Track Rating: Soft 5, Weather: Fine, Rail Position: +11m Entire



BRISBANE
 RACING CLUB

Section	Overall	1200m	1000m	800m	600m	400m	200m
Section Times	1:19.54 [6] (0:08.26)	1:11.28 [5] (0:11.33)	0:59.95 [5] (0:11.52)	0:48.43 [5] (0:11.98)	0:36.45 [5] (0:11.91)	0:24.54 [6] (0:11.69)	0:12.85 [6] (0:12.85)
Average Speed [km/h]	44.3	63.9	63.2	60.7	61.0	61.6	56.1
Top Speed [km/h]	58.5	66.1	64.5	63.2	63.6	63.5	59.4
Avg. Dist. to Rail [m]	9.7	4.0	2.5	2.0	2.2	4.4	5.1
Avg. Stride Freq. [Hz]	2.1	2.4	2.3	2.3	2.4	2.4	2.3
Avg. Stride Length [m]	5.8	7.3	7.5	7.4	7.2	7.1	6.9



- [] Ranking at each section and finish
- .-.- No data available at this section
- NA No data available



Horse/Jockey Name	Kermantic
Final Rank	7
Fastest Section Time (Section)	0:07.89 (Overall)
Top Speed [km/h] (Section)	64.0 (1200m)
Race State	Finished

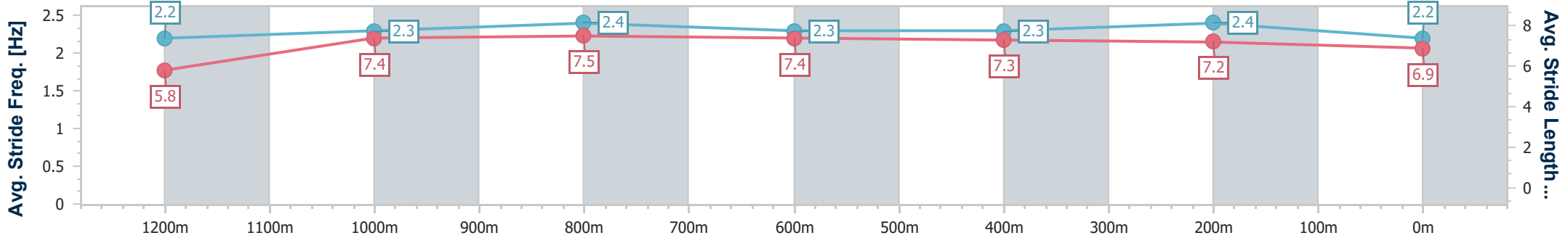
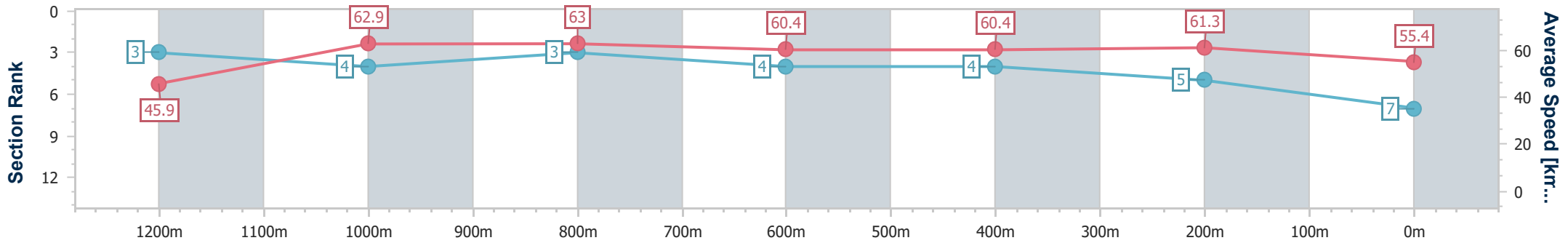


Eagle Farm QLD Professional
 Race 6: MAGIC MILLIONS Colts, Geldings & Entires
 BENCHMARK 65 Handicap - 1300m
 03 January 2024 - 16:49
 Track Rating: Soft 5, Weather: Fine, Rail Position: +11m Entire



BRISBANE
 RACING CLUB

Section	Overall	1200m	1000m	800m	600m	400m	200m
Section Times	1:19.63 [7] (0:07.89)	1:11.74 [3] (0:11.53)	1:00.21 [4] (0:11.47)	0:48.74 [3] (0:12.02)	0:36.72 [4] (0:11.96)	0:24.76 [4] (0:11.78)	0:12.98 [5]
Average Speed [km/h]	45.9	62.9	63.0	60.4	60.4	61.3	55.4
Top Speed [km/h]	60.9	64.0	63.8	62.7	62.3	63.0	59.0
Avg. Dist. to Rail [m]	6.3	2.5	1.5	1.3	1.0	3.0	3.5
Avg. Stride Freq. [Hz]	2.2	2.3	2.4	2.3	2.3	2.4	2.2
Avg. Stride Length [m]	5.8	7.4	7.5	7.4	7.3	7.2	6.9



- [] Ranking at each section and finish
- .-.- No data available at this section
- NA No data available



Horse/Jockey Name	Bundyandcoke
Final Rank	8
Fastest Section Time (Section)	0:08.29 (Overall)
Top Speed [km/h] (Section)	65.4 (1000m)
Race State	Finished

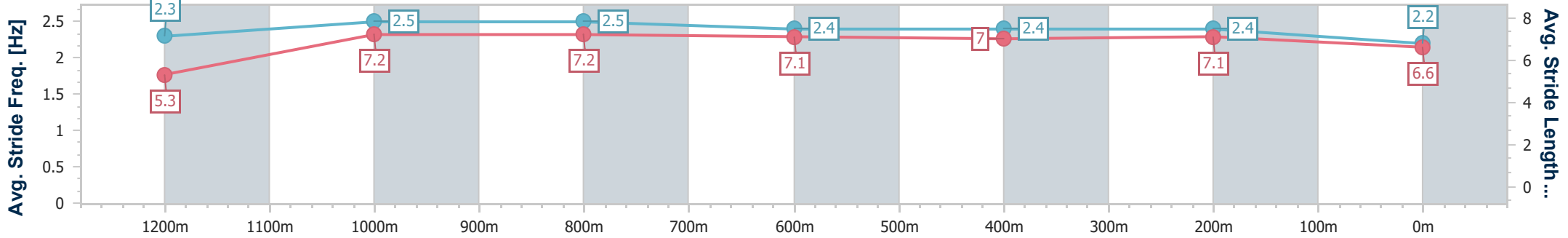
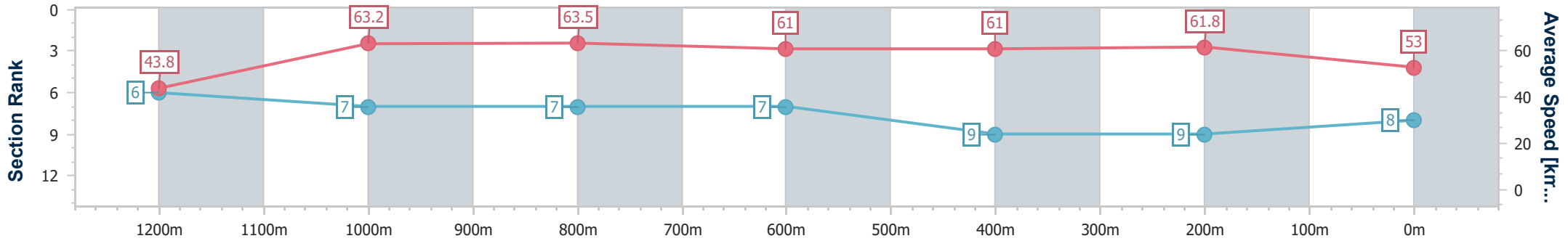


Eagle Farm QLD Professional
 Race 6: MAGIC MILLIONS Colts, Geldings & Entires
 BENCHMARK 65 Handicap - 1300m
 03 January 2024 - 16:49
 Track Rating: Soft 5, Weather: Fine, Rail Position: +11m Entire



BRISBANE
RACING CLUB

Section	Overall	1200m	1000m	800m	600m	400m	200m
Section Times	1:20.59 [8] (0:08.29)	1:12.30 [6] (0:11.48)	1:00.82 [7] (0:11.57)	0:49.25 [7] (0:11.98)	0:37.27 [7] (0:12.02)	0:25.25 [9] (0:11.67)	0:13.58 [9] (0:13.58)
Average Speed [km/h]	43.8	63.2	63.5	61.0	61.0	61.8	53.0
Top Speed [km/h]	58.2	64.8	65.4	64.8	63.6	64.0	58.4
Avg. Dist. to Rail [m]	8.3	3.5	4.3	3.6	3.9	7.2	7.8
Avg. Stride Freq. [Hz]	2.3	2.5	2.5	2.4	2.4	2.4	2.2
Avg. Stride Length [m]	5.3	7.2	7.2	7.1	7.0	7.1	6.6



- [] Ranking at each section and finish
- .-.- No data available at this section
- NA No data available



Horse/Jockey Name	Superokay
Final Rank	9
Fastest Section Time (Section)	0:07.75 (Overall)
Top Speed [km/h] (Section)	66.8 (1200m)
Race State	Finished

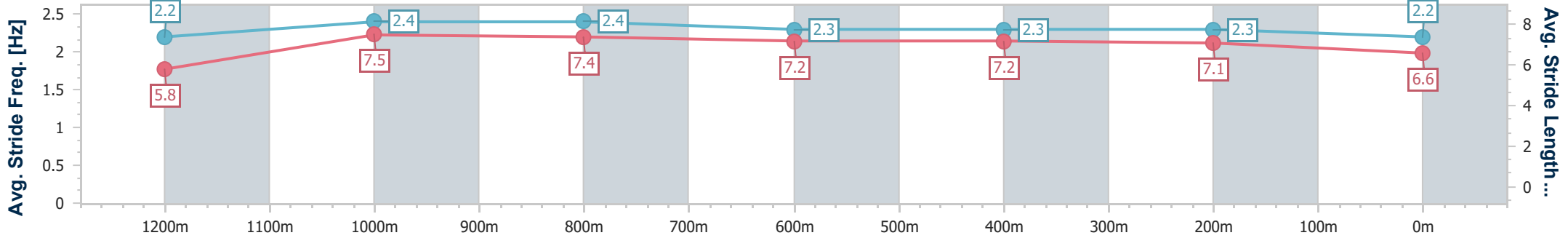
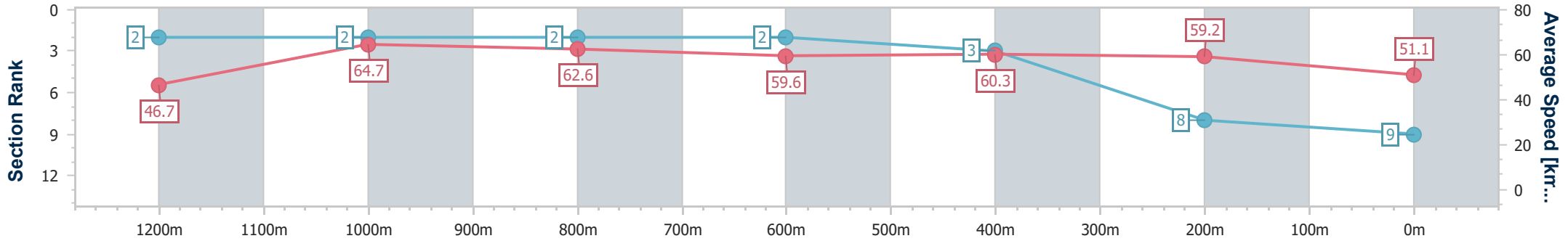


Eagle Farm QLD Professional
 Race 6: MAGIC MILLIONS Colts, Geldings & Entires
 BENCHMARK 65 Handicap - 1300m
 03 January 2024 - 16:49
 Track Rating: Soft 5, Weather: Fine, Rail Position: +11m Entire



BRISBANE
 RACING CLUB

Section	Overall	1200m	1000m	800m	600m	400m	200m
Section Times	1:21.03 [9] (0:07.75)	1:13.28 [2] (0:11.20)	1:02.08 [2] (0:11.72)	0:50.36 [2] (0:12.13)	0:38.23 [2] (0:11.98)	0:26.25 [3] (0:12.16)	0:14.09 [8] (0:14.09)
Average Speed [km/h]	46.7	64.7	62.6	59.6	60.3	59.2	51.1
Top Speed [km/h]	62.2	66.8	63.6	61.7	61.2	61.3	56.2
Avg. Dist. to Rail [m]	7.2	3.6	3.7	1.7	0.5	1.6	2.6
Avg. Stride Freq. [Hz]	2.2	2.4	2.4	2.3	2.3	2.3	2.2
Avg. Stride Length [m]	5.8	7.5	7.4	7.2	7.2	7.1	6.6



- [] Ranking at each section and finish
- .-.- No data available at this section
- NA No data available