



# Mackay QLD Professional

## Race 2: BECOME A MEMBER OF THE MTC BENCHMARK 70 Handicap - 1560m

05 January 2024 - 14:47



MACKAY TURF CLUB  
Ooralea Racecourse

Track Rating: Good 4, Weather: Fine, Rail Position: True

Section		Overall	1400m	1200m	1000m	800m	600m	400m	Last 600m				
Field Times		1:33.78 (0:11.15)	1:22.63 (0:11.77)	1:10.86 (0:11.81)	0:59.05 (0:11.79)	0:47.26 (0:11.17)	0:36.09 (0:11.64)	0:24.45 (0:12.12)	0:36.09				
Rank	TAB Horse/Jockey	Barrier	Top Speed [km/h]	Fastest Section									Distance Travelled [m]
1	6 <b>DEVIL KICK</b> Dale Evans	3	65.3 800m	0:11.28 800m	1:33.78 [1] (0:11.96)	1:21.82 [7] (0:11.79)	1:10.03 [7] (0:11.80)	0:58.23 [7] (0:11.60)	0:46.63 [7] (0:11.28)	0:35.35 [7] (0:11.55)	0:23.80 [7] (0:11.88)	0:35.35	
2	1 <b>BONDURANT</b> Ashley Butler	6	65.0 800m	0:11.15 Overall	1:33.79 [2] (0:11.15)	1:22.64 [1] (0:11.77)	1:10.87 [1] (0:11.81)	0:59.06 [1] (0:11.79)	0:47.27 [1] (0:11.17)	0:36.10 [1] (0:11.64)	0:24.46 [1] (0:12.12)	0:36.10	-3
3	7 <b>AIDENABET</b> Tahlia Fenlon	2	65.3 800m	0:11.21 800m	1:34.01 [3] (0:11.63)	1:22.38 [5] (0:11.86)	1:10.52 [5] (0:11.89)	0:58.63 [6] (0:11.70)	0:46.93 [6] (0:11.21)	0:35.72 [6] (0:11.49)	0:24.23 [5] (0:11.96)	0:35.72	-3
4	2 <b>FRESH PRINCE</b> Chris Whiteley	7	64.7 800m	0:11.27 800m	1:34.27 [4] (0:11.33)	1:22.94 [3] (0:11.80)	1:11.14 [2] (0:11.90)	0:59.24 [2] (0:11.71)	0:47.53 [3] (0:11.27)	0:36.26 [3] (0:11.72)	0:24.54 [3] (0:12.05)	0:36.26	+3
5	3 <b>AWE</b> Justin Stanley	4	66.0 800m	0:11.35 800m	1:35.16 [5] (0:11.37)	1:23.79 [4] (0:11.95)	1:11.84 [4] (0:11.88)	0:59.96 [4] (0:11.67)	0:48.29 [5] (0:11.35)	0:36.94 [5] (0:11.66)	0:25.28 [6] (0:12.09)	0:36.94	+6
6	5 <b>JOE'S GIGGLE</b> Ryan Wiggins	8	67.2 800m	0:11.12 800m	1:35.16 [6] (0:11.76)	1:23.40 [6] (0:11.80)	1:11.60 [6] (0:11.76)	0:59.84 [5] (0:11.34)	0:48.50 [2] (0:11.12)	0:37.38 [2] (0:11.72)	0:25.66 [2] (0:12.31)	0:37.38	-2
7	4 <b>PRIVATE CHEETAH</b> Raul Silvera Olivera	1	64.9 800m	0:11.28 800m	1:35.17 [7] (0:11.32)	1:23.85 [2] (0:11.82)	1:12.03 [3] (0:11.90)	1:00.13 [3] (0:11.77)	0:48.36 [4] (0:11.28)	0:37.08 [4] (0:11.67)	0:25.41 [4] (0:12.66)	0:37.08	-2

Scratched: Brazen Breccia (#8)

[ ] Ranking at each section and finish  
 -:-:- No data available at this section  
 NA No data available

SCN Saddle cloth number  
 DNF Did not finish  
 DNT Did not track



# Mackay QLD Professional

## Race 2: BECOME A MEMBER OF THE MTC BENCHMARK 70 Handicap - 1560m

05 January 2024 - 14:47



MACKAY TURF CLUB  
Ooralea Racecourse

Track Rating: Good 4, Weather: Fine, Rail Position: True

Section							200m			Last 600m
Field Times							0:12.33 (0:12.33)			0:36.09
Rank	TAB	Horse/Jockey	Barrier	Top Speed [km/h]	Fastest Section	Margin			Distance Travelled [m]	
1	6	<b>DEVIL KICK</b> Dale Evans	3	65.3 800m	0:11.28 800m	0:11.92 [5] (0:11.92)	1:33.78			0:35.35
2	1	<b>BONDURANT</b> Ashley Butler	6	65.0 800m	0:11.15 Overall	0:12.34 [1] (0:12.34)	0.1L			0:36.10 -3
3	7	<b>AIDENABET</b> Tahlia Fenlon	2	65.3 800m	0:11.21 800m	0:12.27 [2] (0:12.27)	1.4L			0:35.72 -3
4	2	<b>FRESH PRINCE</b> Chris Whiteley	7	64.7 800m	0:11.27 800m	0:12.49 [3] (0:12.49)	2.9L			0:36.26 +3
5	3	<b>AWE</b> Justin Stanley	4	66.0 800m	0:11.35 800m	0:13.19 [6] (0:13.19)	7.9L			0:36.94 +6
6	5	<b>JOE'S GIGGLE</b> Ryan Wiggins	8	67.2 800m	0:11.12 800m	0:13.35 [4] (0:13.35)	8L			0:37.38 -2
7	4	<b>PRIVATE CHEETAH</b> Raul Silvera Olivera	1	64.9 800m	0:11.28 800m	0:12.75 [7] (0:12.75)	8.1L			0:37.08 -2

Scratched: Brazen Breccia (#8)



Horse/Jockey Name	Devil Kick
Final Rank	1
Fastest Section Time (Section)	0:11.28 (800m)
Top Speed [km/h] (Section)	65.3 (800m)
Race State	Finished



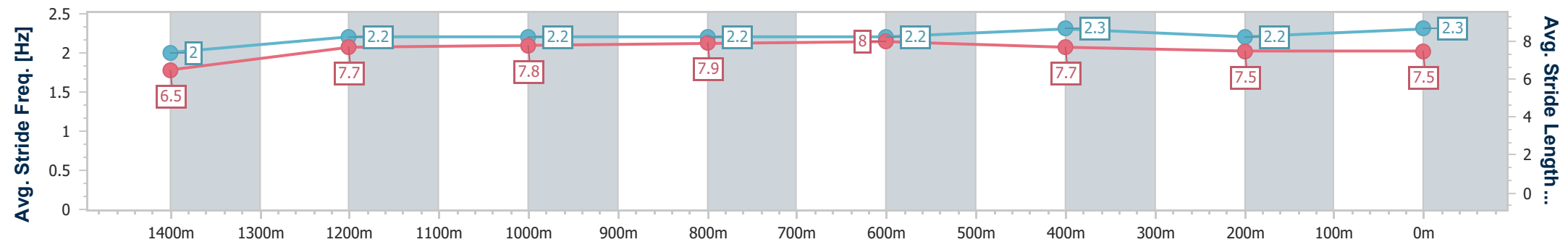
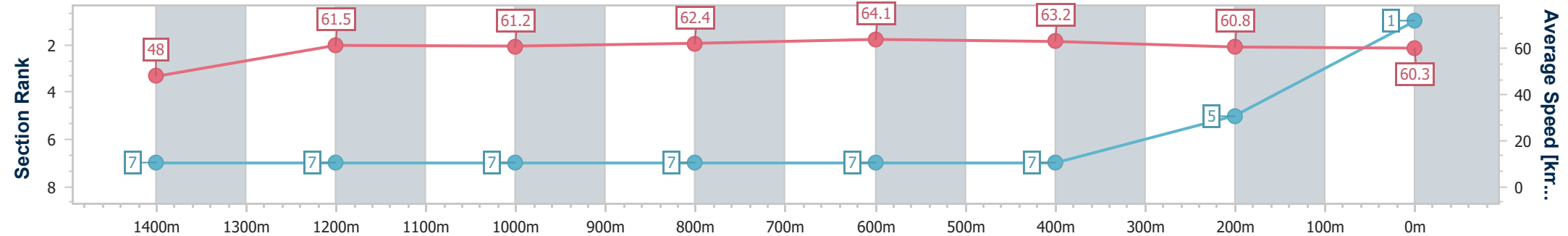
Mackay QLD Professional  
Race 2: BECOME A MEMBER OF THE MTC BENCHMARK 70  
Handicap - 1560m



05 January 2024 - 14:47

Track Rating: Good 4, Weather: Fine, Rail Position: True

Section	Overall	1400m	1200m	1000m	800m	600m	400m	200m
Section Times	1:33.78 [1] (0:11.96)	1:21.82 [7] (0:11.79)	1:10.03 [7] (0:11.80)	0:58.23 [7] (0:11.60)	0:46.63 [7] (0:11.28)	0:35.35 [7] (0:11.55)	0:23.80 [7] (0:11.88)	0:11.92 [5] (0:11.92)
Average Speed [km/h]	48.0	61.5	61.2	62.4	64.1	63.2	60.8	60.3
Top Speed [km/h]	61.7	62.4	62.1	63.6	65.3	64.0	62.3	62.1
Avg. Dist. to Rail [m]	4.0	1.3	1.2	1.5	2.3	1.4	3.2	5.9
Avg. Stride Freq. [Hz]	2.0	2.2	2.2	2.2	2.2	2.3	2.2	2.3
Avg. Stride Length [m]	6.5	7.7	7.8	7.9	8.0	7.7	7.5	7.5



- [ ] Ranking at each section and finish
- .-.- No data available at this section
- NA No data available



Horse/Jockey Name	Bondurant
Final Rank	2
Fastest Section Time (Section)	0:11.15 (Overall)
Top Speed [km/h] (Section)	65.0 (800m)
Race State	Finished



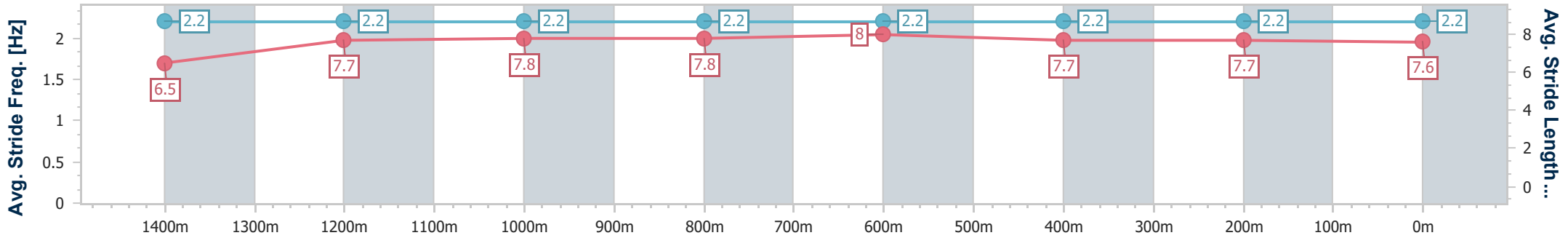
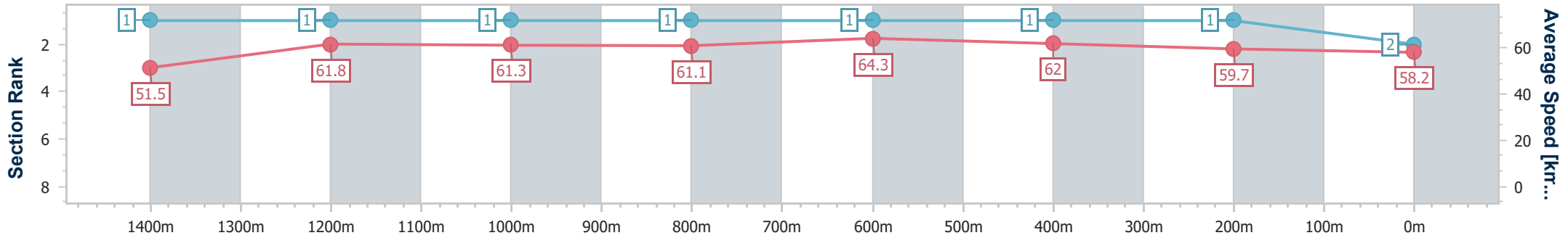
Mackay QLD Professional  
Race 2: BECOME A MEMBER OF THE MTC BENCHMARK 70  
Handicap - 1560m



05 January 2024 - 14:47

Track Rating: Good 4, Weather: Fine, Rail Position: True

Section	Overall	1400m	1200m	1000m	800m	600m	400m	200m
Section Times	1:33.79 [2] (0:11.15)	1:22.64 [1] (0:11.77)	1:10.87 [1] (0:11.81)	0:59.06 [1] (0:11.79)	0:47.27 [1] (0:11.17)	0:36.10 [1] (0:11.64)	0:24.46 [1] (0:12.12)	0:12.34 [1] (0:12.34)
Average Speed [km/h]	51.5	61.8	61.3	61.1	64.3	62.0	59.7	58.2
Top Speed [km/h]	61.7	62.9	61.9	63.4	65.0	63.2	60.5	59.6
Avg. Dist. to Rail [m]	6.5	2.7	0.9	0.2	0.5	0.7	1.7	2.5
Avg. Stride Freq. [Hz]	2.2	2.2	2.2	2.2	2.2	2.2	2.2	2.2
Avg. Stride Length [m]	6.5	7.7	7.8	7.8	8.0	7.7	7.7	7.6



- [ ] Ranking at each section and finish
- .-.- No data available at this section
- NA No data available



Horse/Jockey Name	Aidenabet
Final Rank	3
Fastest Section Time (Section)	0:11.21 (800m)
Top Speed [km/h] (Section)	65.3 (800m)
Race State	Finished



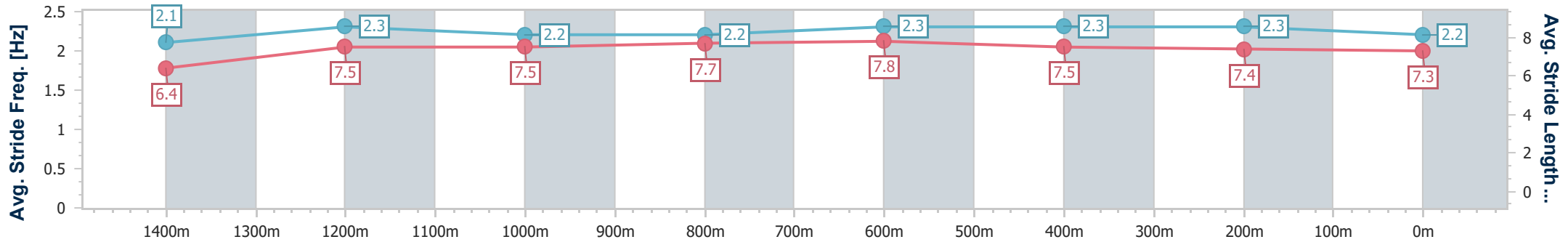
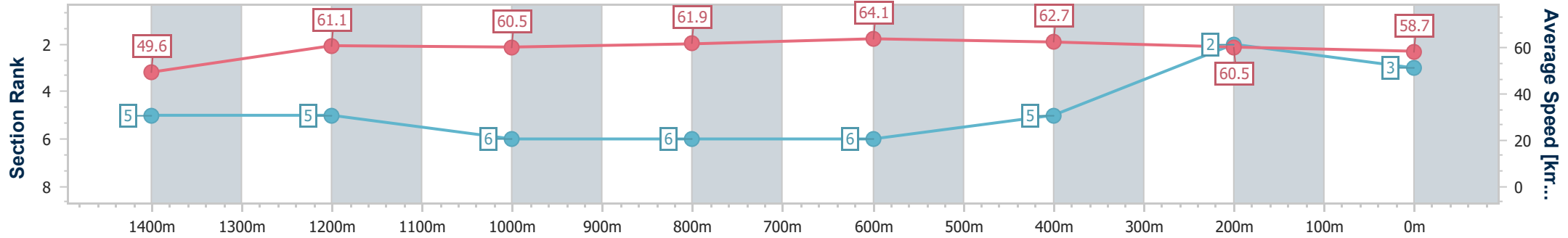
Mackay QLD Professional  
Race 2: BECOME A MEMBER OF THE MTC BENCHMARK 70  
Handicap - 1560m



05 January 2024 - 14:47

Track Rating: Good 4, Weather: Fine, Rail Position: True

Section	Overall	1400m	1200m	1000m	800m	600m	400m	200m
Section Times	1:34.01 [3] (0:11.63)	1:22.38 [5] (0:11.86)	1:10.52 [5] (0:11.89)	0:58.63 [6] (0:11.70)	0:46.93 [6] (0:11.21)	0:35.72 [6] (0:11.49)	0:24.23 [5] (0:11.96)	0:12.27 [2] (0:12.27)
Average Speed [km/h]	49.6	61.1	60.5	61.9	64.1	62.7	60.5	58.7
Top Speed [km/h]	60.5	61.8	62.0	62.7	65.3	64.0	62.0	61.2
Avg. Dist. to Rail [m]	3.2	1.6	1.1	0.5	0.3	0.6	1.2	3.0
Avg. Stride Freq. [Hz]	2.1	2.3	2.2	2.2	2.3	2.3	2.3	2.2
Avg. Stride Length [m]	6.4	7.5	7.5	7.7	7.8	7.5	7.4	7.3



- [ ] Ranking at each section and finish
- .-.- No data available at this section
- NA No data available



Horse/Jockey Name	Fresh Prince
Final Rank	4
Fastest Section Time (Section)	0:11.27 (800m)
Top Speed [km/h] (Section)	64.7 (800m)
Race State	Finished



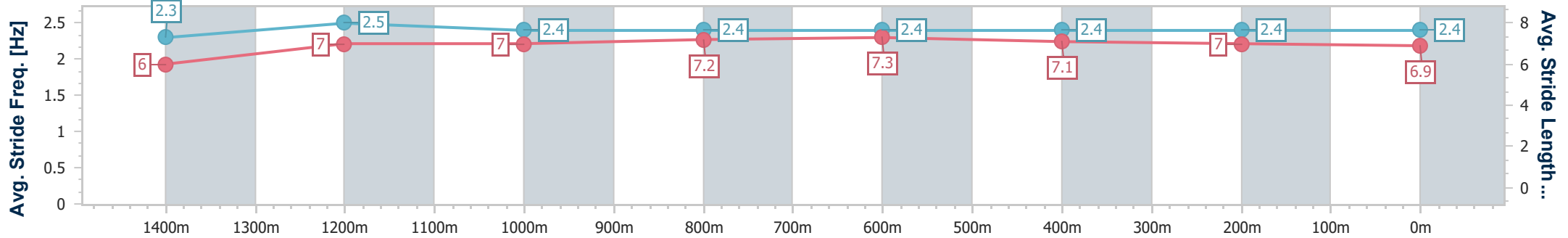
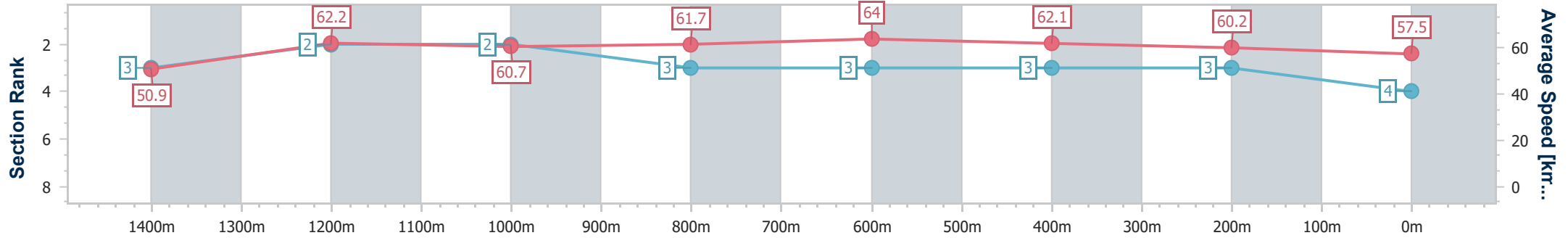
Mackay QLD Professional  
Race 2: BECOME A MEMBER OF THE MTC BENCHMARK 70  
Handicap - 1560m



05 January 2024 - 14:47

Track Rating: Good 4, Weather: Fine, Rail Position: True

Section	Overall	1400m	1200m	1000m	800m	600m	400m	200m
Section Times	1:34.27 [4] (0:11.33)	1:22.94 [3] (0:11.80)	1:11.14 [2] (0:11.90)	0:59.24 [2] (0:11.71)	0:47.53 [3] (0:11.27)	0:36.26 [3] (0:11.72)	0:24.54 [3] (0:12.05)	0:12.49 [3] (0:12.49)
Average Speed [km/h]	50.9	62.2	60.7	61.7	64.0	62.1	60.2	57.5
Top Speed [km/h]	62.4	63.5	61.7	63.3	64.7	63.5	62.1	60.3
Avg. Dist. to Rail [m]	7.4	4.0	2.2	1.0	0.6	1.7	4.1	4.7
Avg. Stride Freq. [Hz]	2.3	2.5	2.4	2.4	2.4	2.4	2.4	2.4
Avg. Stride Length [m]	6.0	7.0	7.0	7.2	7.3	7.1	7.0	6.9



- [ ] Ranking at each section and finish
- .-.- No data available at this section
- NA No data available



Horse/Jockey Name	Awe
Final Rank	5
Fastest Section Time (Section)	0:11.35 (800m)
Top Speed [km/h] (Section)	66.0 (800m)
Race State	Finished



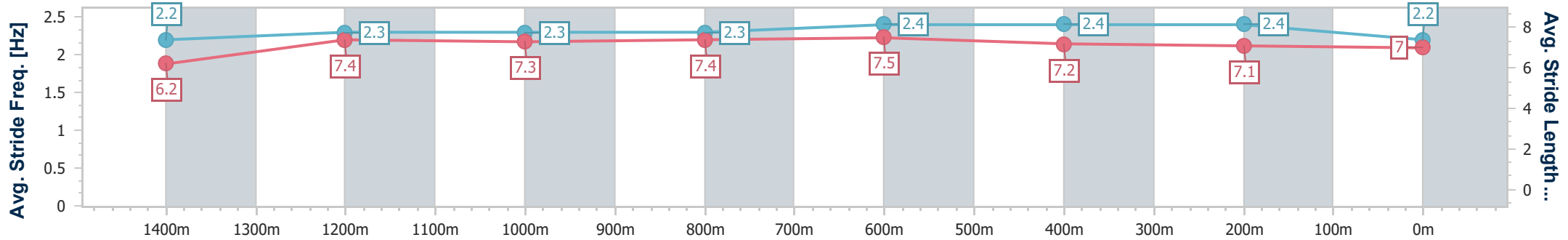
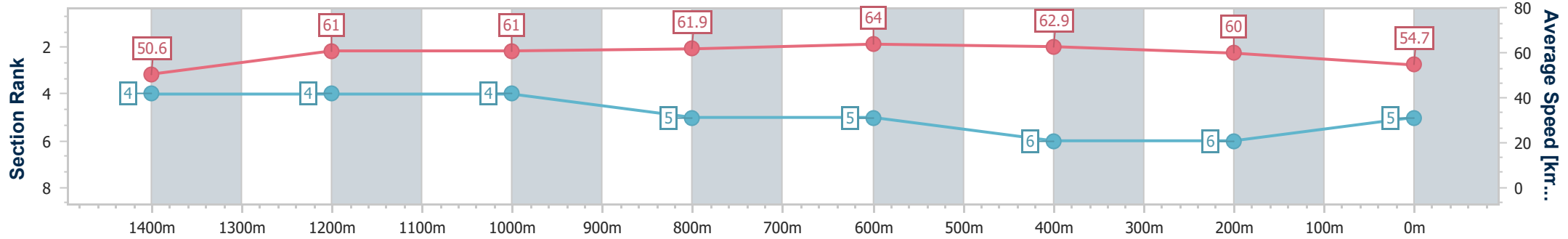
Mackay QLD Professional  
Race 2: BECOME A MEMBER OF THE MTC BENCHMARK 70  
Handicap - 1560m



05 January 2024 - 14:47

Track Rating: Good 4, Weather: Fine, Rail Position: True

Section	Overall	1400m	1200m	1000m	800m	600m	400m	200m
Section Times	1:35.16 [5] (0:11.37)	1:23.79 [4] (0:11.95)	1:11.84 [4] (0:11.88)	0:59.96 [4] (0:11.67)	0:48.29 [5] (0:11.35)	0:36.94 [5] (0:11.66)	0:25.28 [6] (0:12.09)	0:13.19 [6] (0:13.19)
Average Speed [km/h]	50.6	61.0	61.0	61.9	64.0	62.9	60.0	54.7
Top Speed [km/h]	61.7	61.4	61.5	64.2	66.0	65.7	62.8	58.2
Avg. Dist. to Rail [m]	4.6	2.8	2.4	1.9	2.1	2.4	4.2	5.9
Avg. Stride Freq. [Hz]	2.2	2.3	2.3	2.3	2.4	2.4	2.4	2.2
Avg. Stride Length [m]	6.2	7.4	7.3	7.4	7.5	7.2	7.1	7.0



- [ ] Ranking at each section and finish
- .-.- No data available at this section
- NA No data available



Horse/Jockey Name	Joe's Giggle
Final Rank	6
Fastest Section Time (Section)	0:11.12 (800m)
Top Speed [km/h] (Section)	67.2 (800m)
Race State	Finished



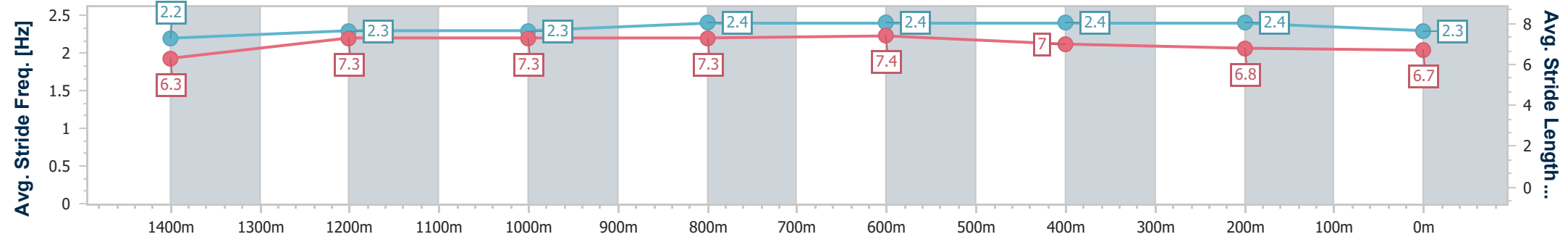
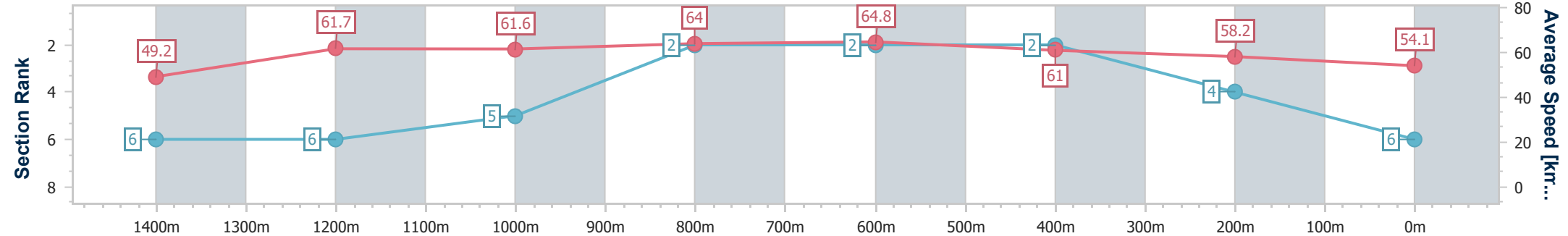
Mackay QLD Professional  
Race 2: BECOME A MEMBER OF THE MTC BENCHMARK 70  
Handicap - 1560m



05 January 2024 - 14:47

Track Rating: Good 4, Weather: Fine, Rail Position: True

Section	Overall	1400m	1200m	1000m	800m	600m	400m	200m
Section Times	1:35.16 [6] (0:11.76)	1:23.40 [6] (0:11.80)	1:11.60 [6] (0:11.76)	0:59.84 [5] (0:11.34)	0:48.50 [2] (0:11.12)	0:37.38 [2] (0:11.72)	0:25.66 [2] (0:12.31)	0:13.35 [4] (0:13.35)
Average Speed [km/h]	49.2	61.7	61.6	64.0	64.8	61.0	58.2	54.1
Top Speed [km/h]	60.7	62.2	62.0	65.6	67.2	63.6	60.2	57.8
Avg. Dist. to Rail [m]	7.2	2.6	2.3	2.2	1.5	0.8	1.1	2.4
Avg. Stride Freq. [Hz]	2.2	2.3	2.3	2.4	2.4	2.4	2.4	2.3
Avg. Stride Length [m]	6.3	7.3	7.3	7.3	7.4	7.0	6.8	6.7



- [ ] Ranking at each section and finish
- .-.- No data available at this section
- NA No data available





Horse/Jockey Name	Private Cheetah
Final Rank	7
Fastest Section Time (Section)	0:11.28 (800m)
Top Speed [km/h] (Section)	64.9 (800m)
Race State	Finished



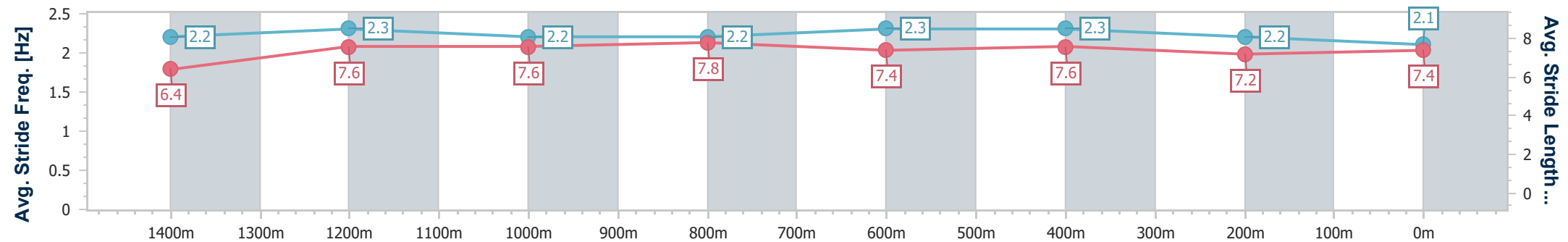
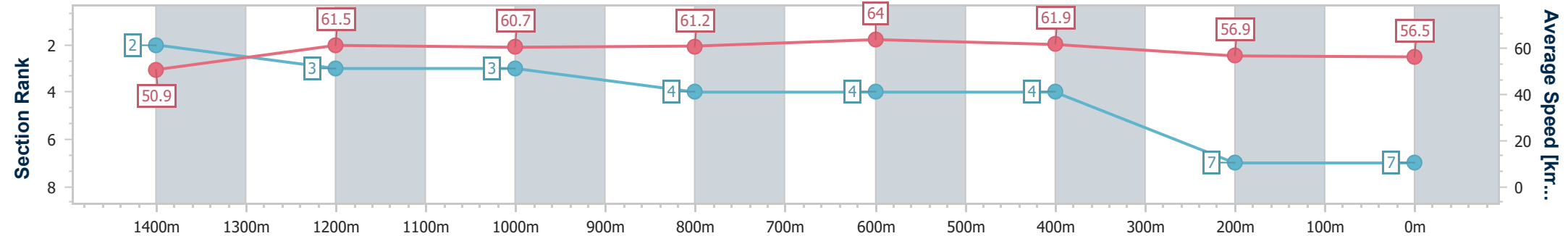
Mackay QLD Professional  
Race 2: BECOME A MEMBER OF THE MTC BENCHMARK 70  
Handicap - 1560m



05 January 2024 - 14:47

Track Rating: Good 4, Weather: Fine, Rail Position: True

Section	Overall	1400m	1200m	1000m	800m	600m	400m	200m
Section Times	1:35.17 [7] (0:11.32)	1:23.85 [2] (0:11.82)	1:12.03 [3] (0:11.90)	1:00.13 [3] (0:11.77)	0:48.36 [4] (0:11.28)	0:37.08 [4] (0:11.67)	0:25.41 [4] (0:12.66)	0:12.75 [7] (0:12.75)
Average Speed [km/h]	50.9	61.5	60.7	61.2	64.0	61.9	56.9	56.5
Top Speed [km/h]	62.2	62.4	61.6	62.8	64.9	62.9	61.0	59.0
Avg. Dist. to Rail [m]	3.1	1.8	1.3	0.8	0.8	0.5	1.6	3.9
Avg. Stride Freq. [Hz]	2.2	2.3	2.2	2.2	2.3	2.3	2.2	2.1
Avg. Stride Length [m]	6.4	7.6	7.6	7.8	7.4	7.6	7.2	7.4



- [ ] Ranking at each section and finish
- .-.- No data available at this section
- NA No data available