



# Sunshine Coast QLD Professional

## Race 1: TAB Maiden Handicap - 1200m

05 January 2024 - 18:08



Track Rating: Soft 7, Weather: Fine, Rail Position: +7m

| Section |     | Field Times          |                      |                      |                      |                      |                      |              |              |              |              |         | Last 600m |    |  |  |        |                           |
|---------|-----|----------------------|----------------------|----------------------|----------------------|----------------------|----------------------|--------------|--------------|--------------|--------------|---------|-----------|----|--|--|--------|---------------------------|
|         |     | Overall              | 1000m                | 800m                 | 600m                 | 400m                 | 200m                 |              |              |              |              |         | 0:34.98   |    |  |  |        |                           |
|         |     | 1:11.76<br>(0:13.81) | 0:57.95<br>(0:11.21) | 0:46.74<br>(0:11.76) | 0:34.98<br>(0:11.58) | 0:23.40<br>(0:11.34) | 0:12.06<br>(0:12.06) |              |              |              |              |         |           |    |  |  |        |                           |
| Rank    | TAB | Horse/Jockey         | Barrier              | Top Speed<br>[km/h]  | Fastest<br>Section   |                      |                      |              |              |              |              |         |           |    |  |  | Margin | Distance<br>Travelled [m] |
| 1       | 1   | NOTACLUEHOWORWHO     | 5                    | 66.6                 | 0:11.13              | 1:11.76 [1]          | 0:57.63 [4]          | 0:46.50 [4]  | 0:34.70 [4]  | 0:23.19 [4]  | 0:11.94 [3]  | 1:11.76 | 0:34.70   |    |  |  |        |                           |
|         |     | Mark Du Plessis      |                      | 1000m                | 1000m                | (0:14.13)            | (0:11.13)            | (0:11.80)    | (0:11.51)    | (0:11.25)    | (0:11.94)    |         |           |    |  |  |        |                           |
| 2       | 7   | MISS BACALL          | 4                    | 66.4                 | 0:11.18              | 1:11.85 [2]          | 0:57.95 [3]          | 0:46.66 [3]  | 0:34.80 [3]  | 0:23.33 [3]  | 0:12.15 [1]  | 0.4L    | 0:34.80   | -6 |  |  |        |                           |
|         |     | Martin Harley        |                      | 400m                 | 400m                 | (0:13.90)            | (0:11.29)            | (0:11.86)    | (0:11.47)    | (0:11.18)    | (0:12.15)    |         |           |    |  |  |        |                           |
| 3       | 3   | ASHILLA              | 10                   | 66.2                 | 0:11.16              | 1:12.13 [3]          | 0:58.27 [2]          | 0:47.11 [1]  | 0:35.24 [2]  | 0:23.77 [1]  | 0:12.41 [2]  | 1.9L    | 0:35.24   | -3 |  |  |        |                           |
|         |     | Nathan Thomas        |                      | Overall              | 1000m                | (0:13.86)            | (0:11.16)            | (0:11.87)    | (0:11.47)    | (0:11.36)    | (0:12.41)    |         |           |    |  |  |        |                           |
| 4       | 2   | BAMBOOZLED           | 6                    | 65.3                 | 0:11.19              | 1:12.32 [4]          | 0:57.79 [9]          | 0:46.53 [9]  | 0:34.69 [8]  | 0:23.26 [7]  | 0:12.07 [6]  | 2.9L    | 0:34.69   | -8 |  |  |        |                           |
|         |     | Jasper Franklin      |                      | 400m                 | 400m                 | (0:14.53)            | (0:11.26)            | (0:11.84)    | (0:11.43)    | (0:11.19)    | (0:12.07)    |         |           |    |  |  |        |                           |
| 5       | 6   | ISADAMI              | 3                    | 66.0                 | 0:11.22              | 1:12.74 [5]          | 0:58.93 [1]          | 0:47.71 [2]  | 0:35.96 [1]  | 0:24.38 [2]  | 0:12.80 [4]  | 5.2L    | 0:35.96   | -6 |  |  |        |                           |
|         |     | Ben Thompson         |                      | 1000m                | 1000m                | (0:13.81)            | (0:11.22)            | (0:11.75)    | (0:11.58)    | (0:11.58)    | (0:12.80)    |         |           |    |  |  |        |                           |
| 6       | 11  | LET'SSHOWEM          | 12                   | 66.1                 | 0:11.27              | 1:12.75 [6]          | 0:57.96 [10]         | 0:46.57 [10] | 0:34.96 [10] | 0:23.50 [9]  | 0:12.23 [7]  | 5.3L    | 0:34.96   | -4 |  |  |        |                           |
|         |     | Jake Bayliss         |                      | 400m                 | 400m                 | (0:14.79)            | (0:11.39)            | (0:11.61)    | (0:11.46)    | (0:11.27)    | (0:12.23)    |         |           |    |  |  |        |                           |
| 7       | 12  | ATLANTIC LACE        | 1                    | 65.7                 | 0:11.26              | 1:12.93 [7]          | 0:58.59 [7]          | 0:47.33 [6]  | 0:35.65 [6]  | 0:24.09 [5]  | 0:12.71 [5]  | 6.3L    | 0:35.65   | -9 |  |  |        |                           |
|         |     | Georgina Cartwright  |                      | Overall              | 1000m                | (0:14.34)            | (0:11.26)            | (0:11.68)    | (0:11.56)    | (0:11.38)    | (0:12.71)    |         |           |    |  |  |        |                           |
| 8       | 5   | BEAN SHAMELESS       | 2                    | 65.0                 | 0:11.32              | 1:12.97 [8]          | 0:58.67 [6]          | 0:47.35 [7]  | 0:35.47 [7]  | 0:23.89 [8]  | 0:12.38 [8]  | 6.5L    | 0:35.47   | -3 |  |  |        |                           |
|         |     | James Orman          |                      | 1000m                | 1000m                | (0:14.30)            | (0:11.32)            | (0:11.88)    | (0:11.58)    | (0:11.51)    | (0:12.38)    |         |           |    |  |  |        |                           |
| 9       | 14  | LOVEZELADYS          | 9                    | 64.6                 | 0:11.33              | 1:13.26 [9]          | 0:58.40 [11]         | 0:47.07 [11] | 0:35.47 [11] | 0:23.84 [11] | 0:12.38 [10] | 8L      | 0:35.47   | -7 |  |  |        |                           |
|         |     | Adam Sewell          |                      | 600m                 | 1000m                | (0:14.86)            | (0:11.33)            | (0:11.60)    | (0:11.63)    | (0:11.46)    | (0:12.38)    |         |           |    |  |  |        |                           |
| 10      | 4   | TERRONA              | 7                    | 66.2                 | 0:11.20              | 1:13.91 [10]         | 0:59.45 [8]          | 0:48.25 [8]  | 0:36.24 [9]  | 0:24.60 [10] | 0:12.89 [11] | 11.8L   | 0:36.24   | +1 |  |  |        |                           |
|         |     | Taylor Marshall      |                      | 1000m                | 1000m                | (0:14.46)            | (0:11.20)            | (0:12.01)    | (0:11.64)    | (0:11.71)    | (0:12.89)    |         |           |    |  |  |        |                           |

Scratched: Own Tomorrow (#8), Traviata (#9), Show Me The Stars (#10)

[ ] Ranking at each section and finish  
 -:-:- No data available at this section  
 NA No data available

SCN Saddle cloth number  
 DNF Did not finish  
 DNT Did not track



# Sunshine Coast QLD Professional

## Race 1: TAB Maiden Handicap - 1200m

05 January 2024 - 18:08



Track Rating: Soft 7, Weather: Fine, Rail Position: +7m

| Section     | Overall              | 1000m                | 800m                 | 600m                 | 400m                 | 200m                 | Last 600m |
|-------------|----------------------|----------------------|----------------------|----------------------|----------------------|----------------------|-----------|
| Field Times | 1:11.76<br>(0:13.81) | 0:57.95<br>(0:11.21) | 0:46.74<br>(0:11.76) | 0:34.98<br>(0:11.58) | 0:23.40<br>(0:11.34) | 0:12.06<br>(0:12.06) | 0:34.98   |

| Rank | TAB | Horse/Jockey   | Barrier | Top Speed [km/h] | Fastest Section | Overall      | 1000m       | 800m        | 600m        | 400m        | 200m        | Margin | Distance Travelled [m] |    |
|------|-----|----------------|---------|------------------|-----------------|--------------|-------------|-------------|-------------|-------------|-------------|--------|------------------------|----|
| 11   | 13  | BOITUMELO      | 8       | 67.7             | 0:11.15         | 1:14.04 [11] | 0:59.85 [5] | 0:48.70 [5] | 0:36.92 [5] | 0:25.10 [6] | 0:13.36 [9] | 12.3L  | 0:36.92                | -1 |
|      |     | Rhiannon Payne |         | Overall          | 1000m           | (0:14.19)    | (0:11.15)   | (0:11.78)   | (0:11.82)   | (0:11.74)   | (0:13.36)   |        |                        |    |

Scratched: Own Tomorrow (#8), Traviata (#9), Show Me The Stars (#10)

[ ] Ranking at each section and finish  
 -:-:- No data available at this section  
 NA No data available

SCN Saddle cloth number  
 DNF Did not finish  
 DNT Did not track



|                                |                  |
|--------------------------------|------------------|
| Horse/Jockey Name              | Notacluehoworwho |
| Final Rank                     | 1                |
| Fastest Section Time (Section) | 0:11.13 (1000m)  |
| Top Speed [km/h] (Section)     | 66.6 (1000m)     |
| Race State                     | Finished         |



Sunshine Coast QLD Professional

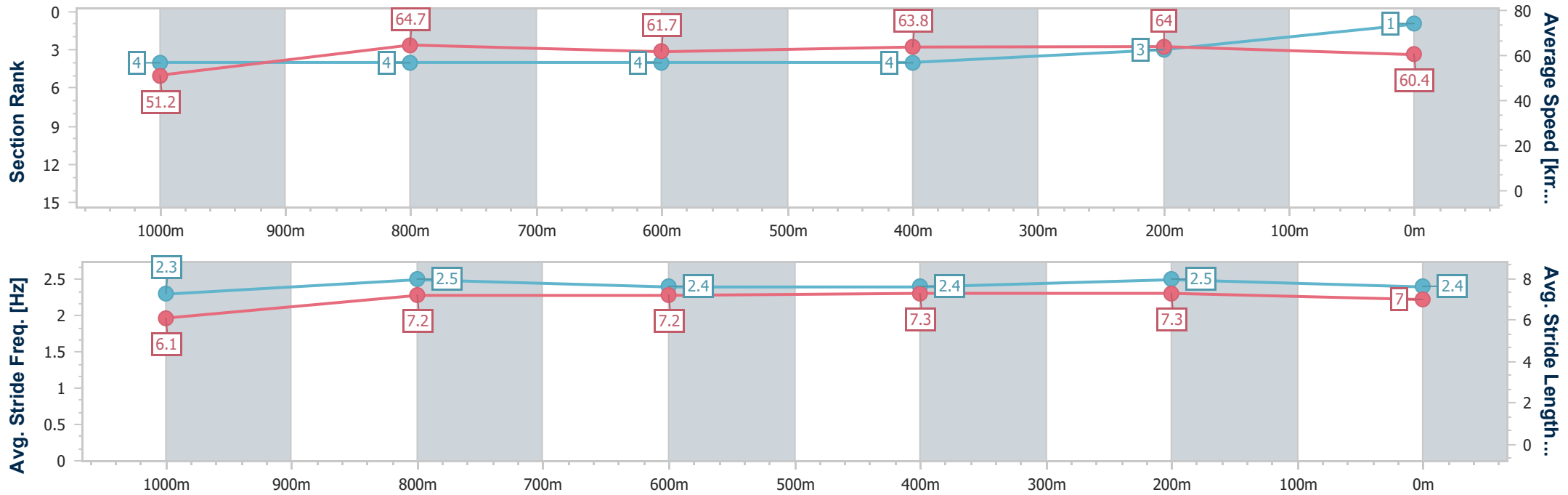
Race 1: TAB Maiden Handicap - 1200m

05 January 2024 - 18:08

Track Rating: Soft 7, Weather: Fine, Rail Position: +7m



| Section                | Overall                  | 1000m                    | 800m                     | 600m                     | 400m                     | 200m                     |
|------------------------|--------------------------|--------------------------|--------------------------|--------------------------|--------------------------|--------------------------|
| Section Times          | 1:11.76 [1]<br>(0:14.13) | 0:57.63 [4]<br>(0:11.13) | 0:46.50 [4]<br>(0:11.80) | 0:34.70 [4]<br>(0:11.51) | 0:23.19 [4]<br>(0:11.25) | 0:11.94 [3]<br>(0:11.94) |
| Average Speed [km/h]   | 51.2                     | 64.7                     | 61.7                     | 63.8                     | 64.0                     | 60.4                     |
| Top Speed [km/h]       | 65.3                     | 66.6                     | 62.9                     | 65.8                     | 65.5                     | 63.2                     |
| Avg. Dist. to Rail [m] | 4.0                      | 0.9                      | 2.0                      | 3.7                      | 5.2                      | 5.2                      |
| Avg. Stride Freq. [Hz] | 2.3                      | 2.5                      | 2.4                      | 2.4                      | 2.5                      | 2.4                      |
| Avg. Stride Length [m] | 6.1                      | 7.2                      | 7.2                      | 7.3                      | 7.3                      | 7.0                      |



- [ ] Ranking at each section and finish
- .-.- No data available at this section
- NA No data available



|                                |                |
|--------------------------------|----------------|
| Horse/Jockey Name              | Miss Bacall    |
| Final Rank                     | 2              |
| Fastest Section Time (Section) | 0:11.18 (400m) |
| Top Speed [km/h] (Section)     | 66.4 (400m)    |
| Race State                     | Finished       |



Sunshine Coast QLD Professional

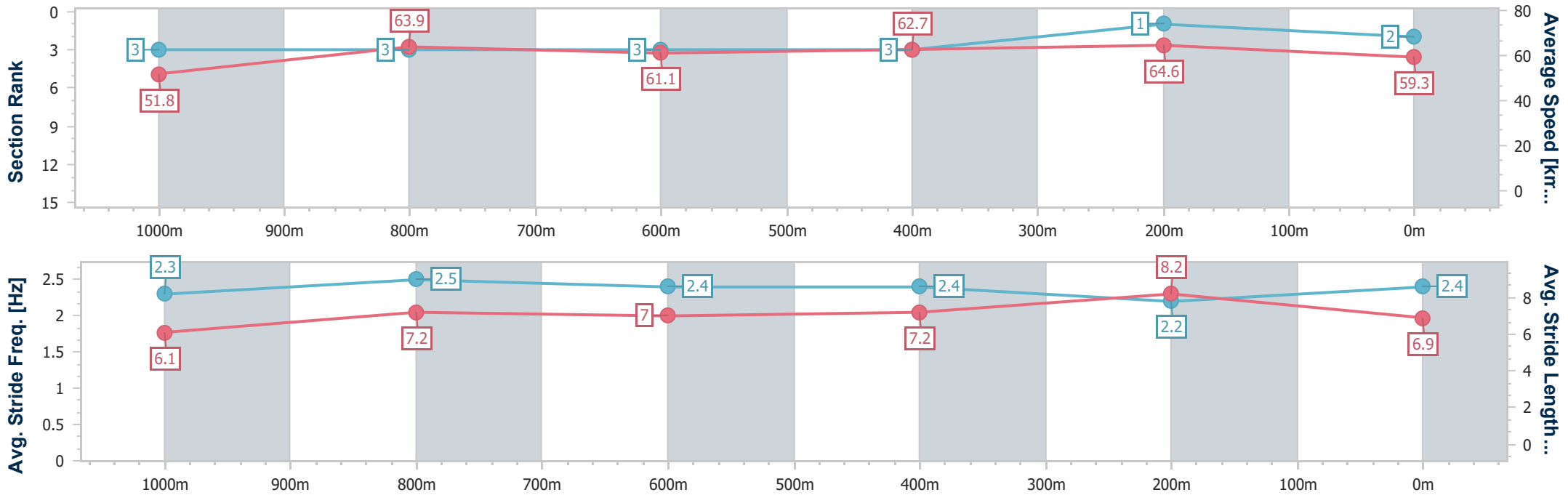
Race 1: TAB Maiden Handicap - 1200m

05 January 2024 - 18:08

Track Rating: Soft 7, Weather: Fine, Rail Position: +7m



| Section                | Overall                  | 1000m                    | 800m                     | 600m                     | 400m                     | 200m                     |
|------------------------|--------------------------|--------------------------|--------------------------|--------------------------|--------------------------|--------------------------|
| Section Times          | 1:11.85 [2]<br>(0:13.90) | 0:57.95 [3]<br>(0:11.29) | 0:46.66 [3]<br>(0:11.86) | 0:34.80 [3]<br>(0:11.47) | 0:23.33 [3]<br>(0:11.18) | 0:12.15 [1]<br>(0:12.15) |
| Average Speed [km/h]   | 51.8                     | 63.9                     | 61.1                     | 62.7                     | 64.6                     | 59.3                     |
| Top Speed [km/h]       | 65.3                     | 65.7                     | 61.9                     | 64.8                     | 66.4                     | 63.2                     |
| Avg. Dist. to Rail [m] | 4.0                      | 0.4                      | 1.0                      | 0.5                      | 1.6                      | 3.1                      |
| Avg. Stride Freq. [Hz] | 2.3                      | 2.5                      | 2.4                      | 2.4                      | 2.2                      | 2.4                      |
| Avg. Stride Length [m] | 6.1                      | 7.2                      | 7.0                      | 7.2                      | 8.2                      | 6.9                      |



- [ ] Ranking at each section and finish
- .-.- No data available at this section
- NA No data available



|                                |                 |
|--------------------------------|-----------------|
| Horse/Jockey Name              | Ashilla         |
| Final Rank                     | 3               |
| Fastest Section Time (Section) | 0:11.16 (1000m) |
| Top Speed [km/h] (Section)     | 66.2 (Overall)  |
| Race State                     | Finished        |



### Sunshine Coast QLD Professional

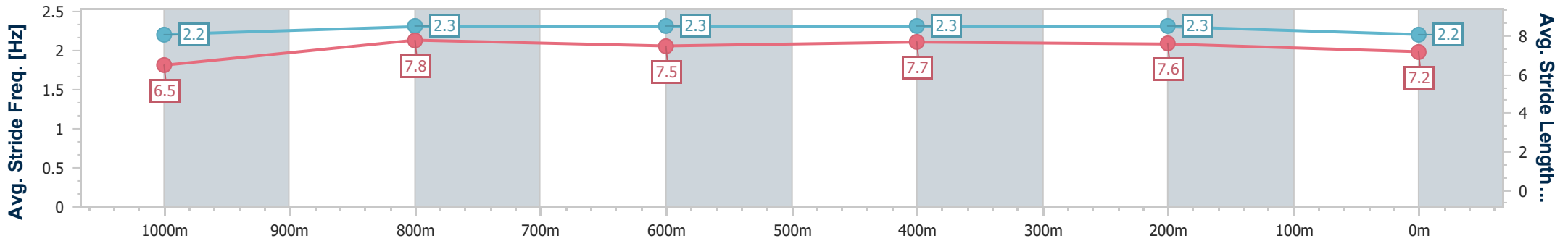
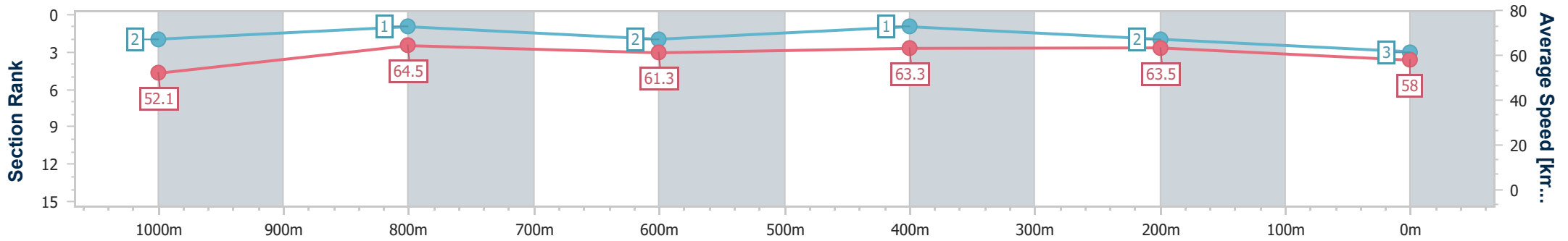
Race 1: TAB Maiden Handicap - 1200m

05 January 2024 - 18:08

Track Rating: Soft 7, Weather: Fine, Rail Position: +7m



| Section                | Overall                  | 1000m                    | 800m                     | 600m                     | 400m                     | 200m                     |
|------------------------|--------------------------|--------------------------|--------------------------|--------------------------|--------------------------|--------------------------|
| Section Times          | 1:12.13 [3]<br>(0:13.86) | 0:58.27 [2]<br>(0:11.16) | 0:47.11 [1]<br>(0:11.87) | 0:35.24 [2]<br>(0:11.47) | 0:23.77 [1]<br>(0:11.36) | 0:12.41 [2]<br>(0:12.41) |
| Average Speed [km/h]   | 52.1                     | 64.5                     | 61.3                     | 63.3                     | 63.5                     | 58.0                     |
| Top Speed [km/h]       | 66.2                     | 65.8                     | 63.0                     | 65.2                     | 65.0                     | 61.8                     |
| Avg. Dist. to Rail [m] | 5.1                      | 0.6                      | 1.9                      | 1.9                      | 2.7                      | 2.9                      |
| Avg. Stride Freq. [Hz] | 2.2                      | 2.3                      | 2.3                      | 2.3                      | 2.3                      | 2.2                      |
| Avg. Stride Length [m] | 6.5                      | 7.8                      | 7.5                      | 7.7                      | 7.6                      | 7.2                      |



- [ ] Ranking at each section and finish
- .-.-.- No data available at this section
- NA No data available



|                                |                |
|--------------------------------|----------------|
| Horse/Jockey Name              | Bamboozled     |
| Final Rank                     | 4              |
| Fastest Section Time (Section) | 0:11.19 (400m) |
| Top Speed [km/h] (Section)     | 65.3 (400m)    |
| Race State                     | Finished       |



### Sunshine Coast QLD Professional

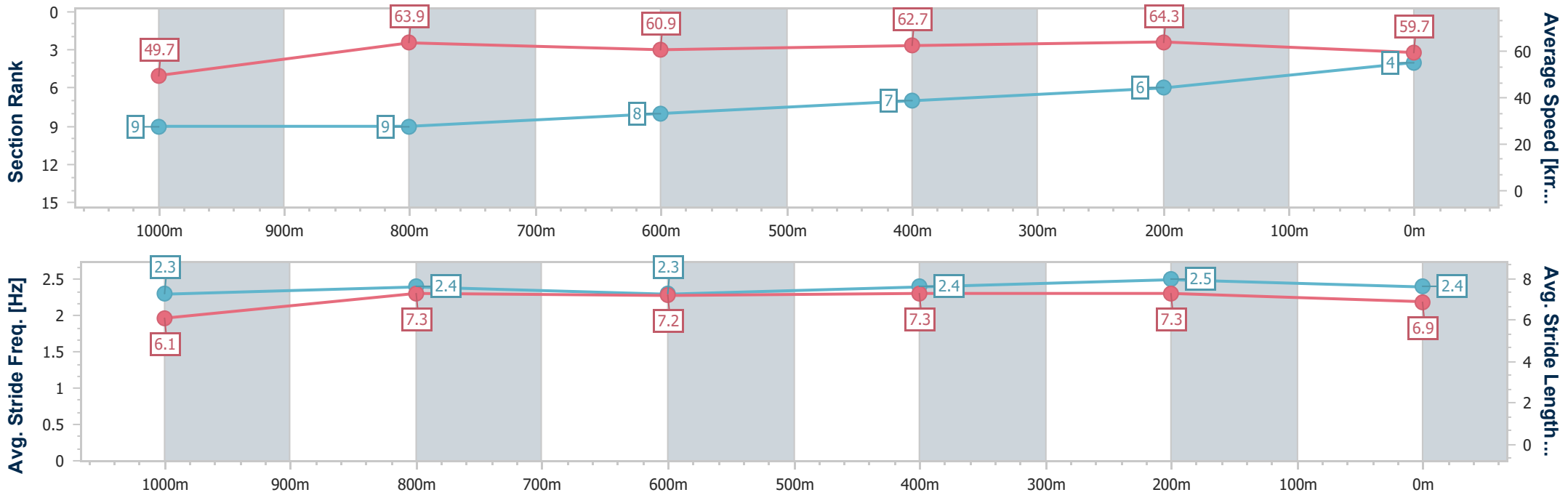
Race 1: TAB Maiden Handicap - 1200m

05 January 2024 - 18:08

Track Rating: Soft 7, Weather: Fine, Rail Position: +7m



| Section                | Overall                  | 1000m                    | 800m                     | 600m                     | 400m                     | 200m                     |
|------------------------|--------------------------|--------------------------|--------------------------|--------------------------|--------------------------|--------------------------|
| Section Times          | 1:12.32 [4]<br>(0:14.53) | 0:57.79 [9]<br>(0:11.26) | 0:46.53 [9]<br>(0:11.84) | 0:34.69 [8]<br>(0:11.43) | 0:23.26 [7]<br>(0:11.19) | 0:12.07 [6]<br>(0:12.07) |
| Average Speed [km/h]   | 49.7                     | 63.9                     | 60.9                     | 62.7                     | 64.3                     | 59.7                     |
| Top Speed [km/h]       | 65.0                     | 65.2                     | 62.3                     | 64.2                     | 65.3                     | 63.1                     |
| Avg. Dist. to Rail [m] | 3.4                      | 0.5                      | 0.3                      | 0.5                      | 0.6                      | 1.6                      |
| Avg. Stride Freq. [Hz] | 2.3                      | 2.4                      | 2.3                      | 2.4                      | 2.5                      | 2.4                      |
| Avg. Stride Length [m] | 6.1                      | 7.3                      | 7.2                      | 7.3                      | 7.3                      | 6.9                      |



- [ ] Ranking at each section and finish
- .-.- No data available at this section
- NA No data available



|                                |                 |
|--------------------------------|-----------------|
| Horse/Jockey Name              | Isadami         |
| Final Rank                     | 5               |
| Fastest Section Time (Section) | 0:11.22 (1000m) |
| Top Speed [km/h] (Section)     | 66.0 (1000m)    |
| Race State                     | Finished        |



Sunshine Coast QLD Professional

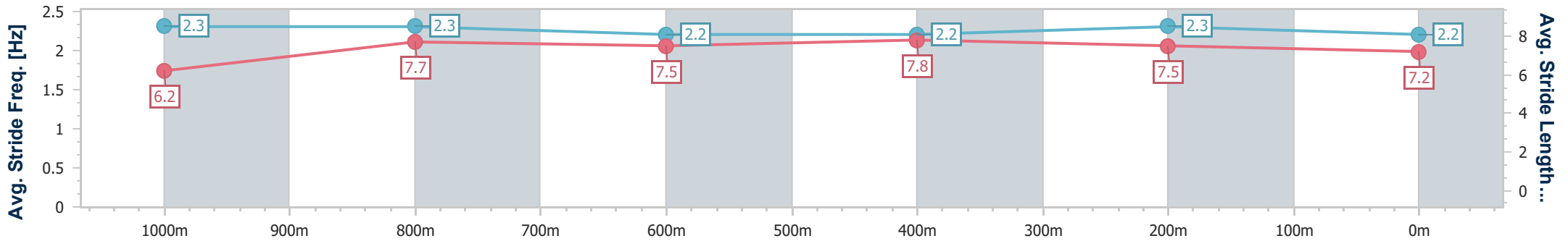
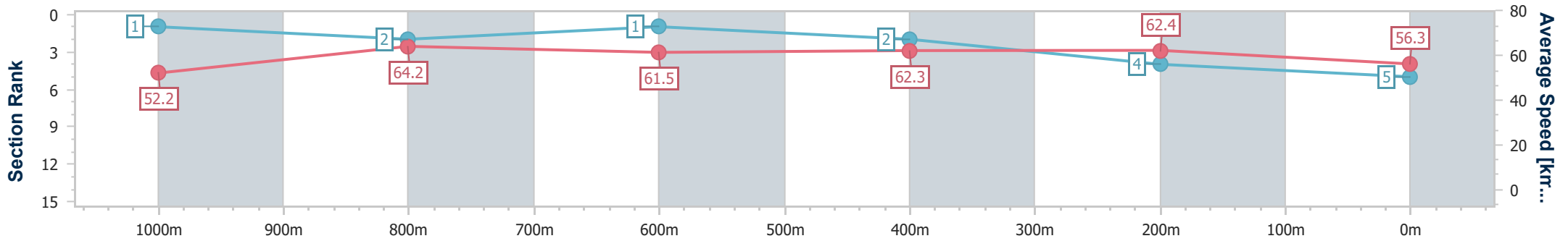
Race 1: TAB Maiden Handicap - 1200m

05 January 2024 - 18:08



Track Rating: Soft 7, Weather: Fine, Rail Position: +7m

| Section                | Overall                  | 1000m                    | 800m                     | 600m                     | 400m                     | 200m                     |
|------------------------|--------------------------|--------------------------|--------------------------|--------------------------|--------------------------|--------------------------|
| Section Times          | 1:12.74 [5]<br>(0:13.81) | 0:58.93 [1]<br>(0:11.22) | 0:47.71 [2]<br>(0:11.75) | 0:35.96 [1]<br>(0:11.58) | 0:24.38 [2]<br>(0:11.58) | 0:12.80 [4]<br>(0:12.80) |
| Average Speed [km/h]   | 52.2                     | 64.2                     | 61.5                     | 62.3                     | 62.4                     | 56.3                     |
| Top Speed [km/h]       | 65.8                     | 66.0                     | 63.8                     | 63.7                     | 63.5                     | 60.2                     |
| Avg. Dist. to Rail [m] | 2.0                      | 0.4                      | 1.2                      | 0.6                      | 0.9                      | 1.1                      |
| Avg. Stride Freq. [Hz] | 2.3                      | 2.3                      | 2.2                      | 2.2                      | 2.3                      | 2.2                      |
| Avg. Stride Length [m] | 6.2                      | 7.7                      | 7.5                      | 7.8                      | 7.5                      | 7.2                      |



- [ ] Ranking at each section and finish
- .-.- No data available at this section
- NA No data available



|                                |                |
|--------------------------------|----------------|
| Horse/Jockey Name              | Let'sshowem    |
| Final Rank                     | 6              |
| Fastest Section Time (Section) | 0:11.27 (400m) |
| Top Speed [km/h] (Section)     | 66.1 (400m)    |
| Race State                     | Finished       |



Sunshine Coast QLD Professional

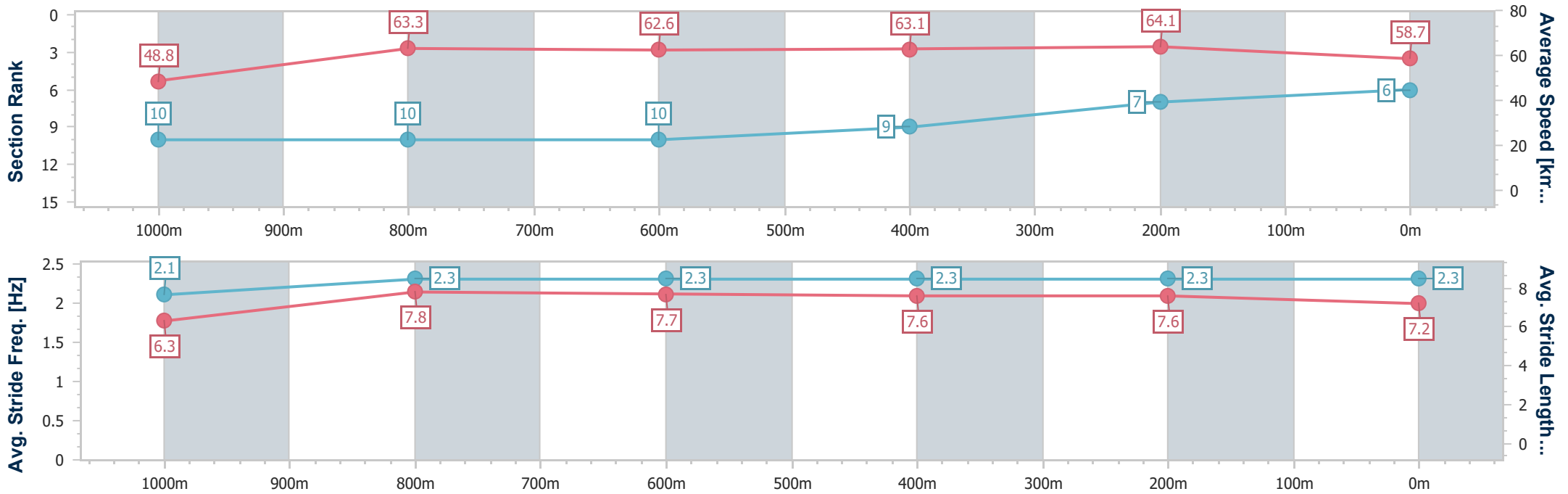
Race 1: TAB Maiden Handicap - 1200m

05 January 2024 - 18:08

Track Rating: Soft 7, Weather: Fine, Rail Position: +7m



| Section                | Overall                  | 1000m                     | 800m                      | 600m                      | 400m                     | 200m                     |
|------------------------|--------------------------|---------------------------|---------------------------|---------------------------|--------------------------|--------------------------|
| Section Times          | 1:12.75 [6]<br>(0:14.79) | 0:57.96 [10]<br>(0:11.39) | 0:46.57 [10]<br>(0:11.61) | 0:34.96 [10]<br>(0:11.46) | 0:23.50 [9]<br>(0:11.27) | 0:12.23 [7]<br>(0:12.23) |
| Average Speed [km/h]   | 48.8                     | 63.3                      | 62.6                      | 63.1                      | 64.1                     | 58.7                     |
| Top Speed [km/h]       | 61.1                     | 65.1                      | 64.1                      | 66.0                      | 66.1                     | 62.1                     |
| Avg. Dist. to Rail [m] | 7.6                      | 0.7                       | 1.3                       | 1.0                       | 0.5                      | 1.3                      |
| Avg. Stride Freq. [Hz] | 2.1                      | 2.3                       | 2.3                       | 2.3                       | 2.3                      | 2.3                      |
| Avg. Stride Length [m] | 6.3                      | 7.8                       | 7.7                       | 7.6                       | 7.6                      | 7.2                      |



- [ ] Ranking at each section and finish
- .-.- No data available at this section
- NA No data available





|                                |                 |
|--------------------------------|-----------------|
| Horse/Jockey Name              | Atlantic Lace   |
| Final Rank                     | 7               |
| Fastest Section Time (Section) | 0:11.26 (1000m) |
| Top Speed [km/h] (Section)     | 65.7 (Overall)  |
| Race State                     | Finished        |



Sunshine Coast QLD Professional

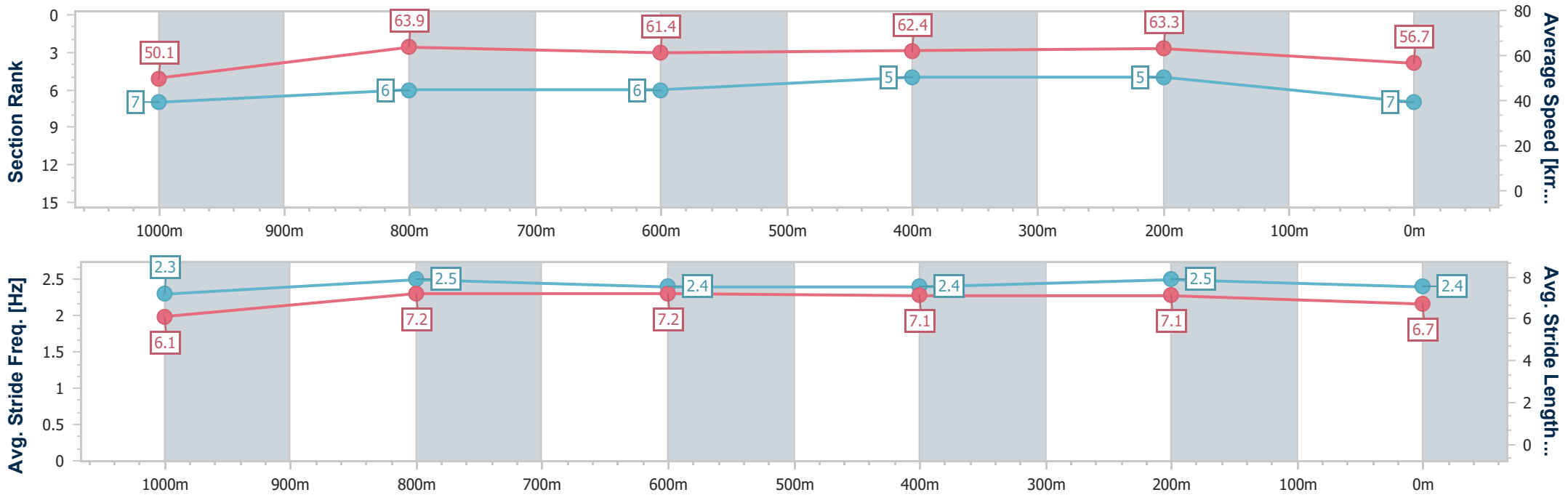
Race 1: TAB Maiden Handicap - 1200m

05 January 2024 - 18:08

Track Rating: Soft 7, Weather: Fine, Rail Position: +7m



| Section                | Overall                  | 1000m                    | 800m                     | 600m                     | 400m                     | 200m                     |
|------------------------|--------------------------|--------------------------|--------------------------|--------------------------|--------------------------|--------------------------|
| Section Times          | 1:12.93 [7]<br>(0:14.34) | 0:58.59 [7]<br>(0:11.26) | 0:47.33 [6]<br>(0:11.68) | 0:35.65 [6]<br>(0:11.56) | 0:24.09 [5]<br>(0:11.38) | 0:12.71 [5]<br>(0:12.71) |
| Average Speed [km/h]   | 50.1                     | 63.9                     | 61.4                     | 62.4                     | 63.3                     | 56.7                     |
| Top Speed [km/h]       | 65.7                     | 65.4                     | 63.6                     | 63.5                     | 64.5                     | 61.1                     |
| Avg. Dist. to Rail [m] | 0.7                      | 0.5                      | 0.7                      | 1.0                      | 3.0                      | 3.9                      |
| Avg. Stride Freq. [Hz] | 2.3                      | 2.5                      | 2.4                      | 2.4                      | 2.5                      | 2.4                      |
| Avg. Stride Length [m] | 6.1                      | 7.2                      | 7.2                      | 7.1                      | 7.1                      | 6.7                      |



- [ ] Ranking at each section and finish
- .-.- No data available at this section
- NA No data available



|                                |                 |
|--------------------------------|-----------------|
| Horse/Jockey Name              | Bean Shameless  |
| Final Rank                     | 8               |
| Fastest Section Time (Section) | 0:11.32 (1000m) |
| Top Speed [km/h] (Section)     | 65.0 (1000m)    |
| Race State                     | Finished        |



Sunshine Coast QLD Professional

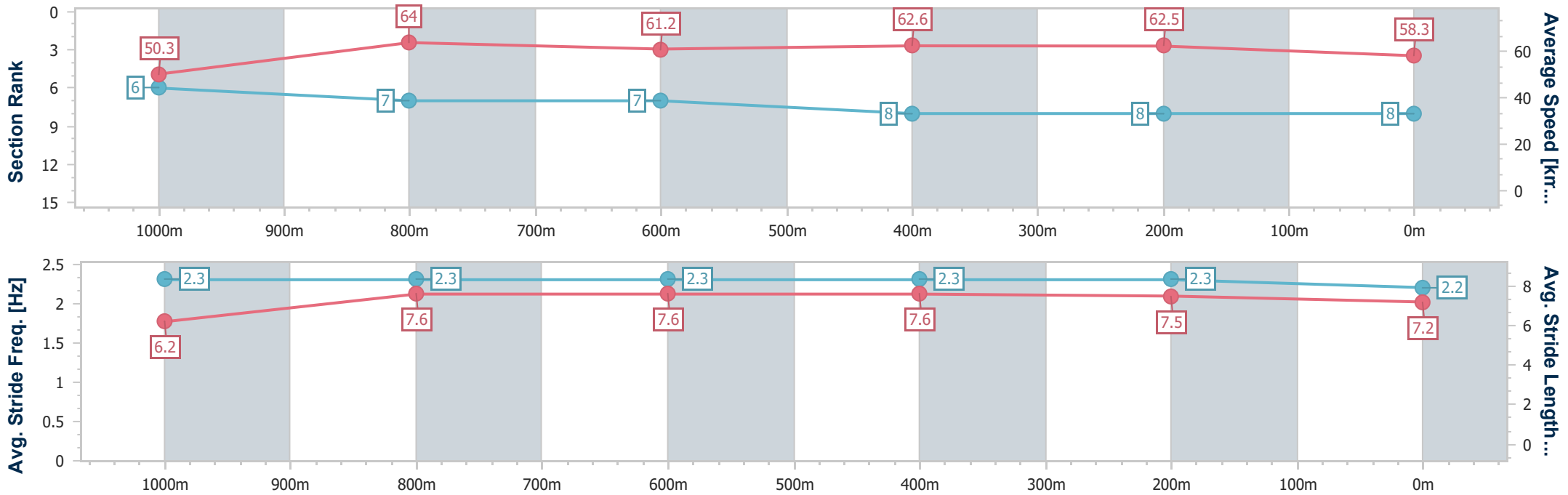
Race 1: TAB Maiden Handicap - 1200m

05 January 2024 - 18:08

Track Rating: Soft 7, Weather: Fine, Rail Position: +7m



| Section                | Overall                  | 1000m                    | 800m                     | 600m                     | 400m                     | 200m                     |
|------------------------|--------------------------|--------------------------|--------------------------|--------------------------|--------------------------|--------------------------|
| Section Times          | 1:12.97 [8]<br>(0:14.30) | 0:58.67 [6]<br>(0:11.32) | 0:47.35 [7]<br>(0:11.88) | 0:35.47 [7]<br>(0:11.58) | 0:23.89 [8]<br>(0:11.51) | 0:12.38 [8]<br>(0:12.38) |
| Average Speed [km/h]   | 50.3                     | 64.0                     | 61.2                     | 62.6                     | 62.5                     | 58.3                     |
| Top Speed [km/h]       | 64.5                     | 65.0                     | 63.5                     | 64.0                     | 64.2                     | 61.7                     |
| Avg. Dist. to Rail [m] | 3.9                      | 2.0                      | 1.6                      | 1.2                      | 2.5                      | 3.0                      |
| Avg. Stride Freq. [Hz] | 2.3                      | 2.3                      | 2.3                      | 2.3                      | 2.3                      | 2.2                      |
| Avg. Stride Length [m] | 6.2                      | 7.6                      | 7.6                      | 7.6                      | 7.5                      | 7.2                      |



- [ ] Ranking at each section and finish
- .-.- No data available at this section
- NA No data available



|                                |                 |
|--------------------------------|-----------------|
| Horse/Jockey Name              | Lovezeladys     |
| Final Rank                     | 9               |
| Fastest Section Time (Section) | 0:11.33 (1000m) |
| Top Speed [km/h] (Section)     | 64.6 (600m)     |
| Race State                     | Finished        |



Sunshine Coast QLD Professional

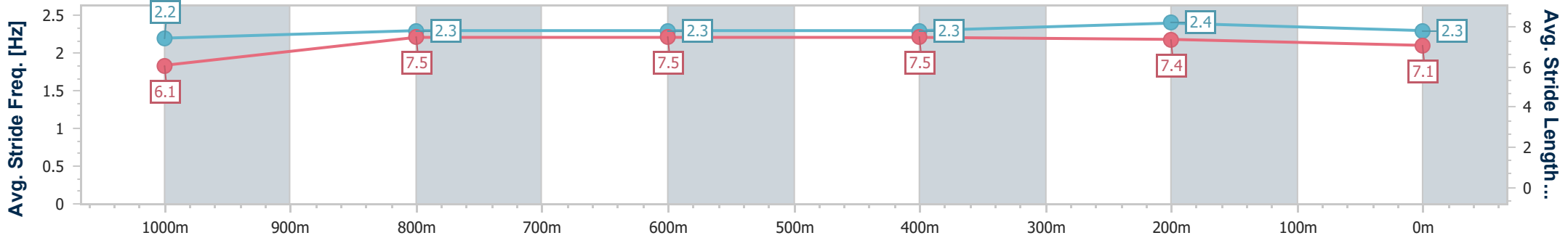
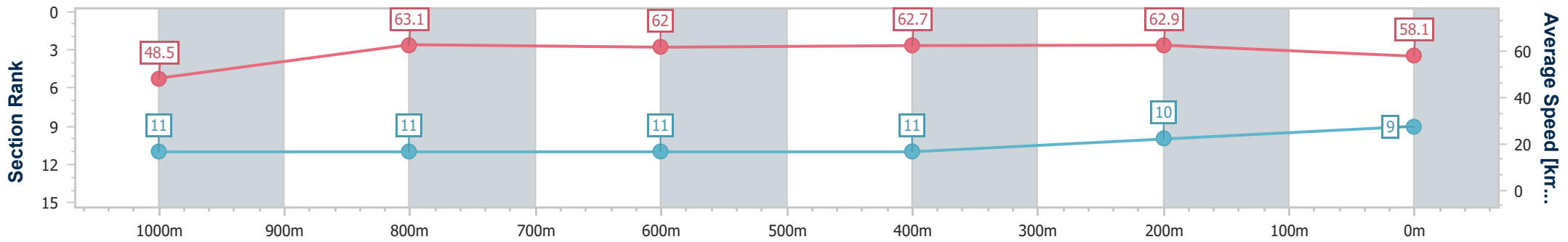
Race 1: TAB Maiden Handicap - 1200m

05 January 2024 - 18:08

Track Rating: Soft 7, Weather: Fine, Rail Position: +7m



| Section                | Overall                  | 1000m                     | 800m                      | 600m                      | 400m                      | 200m                      |
|------------------------|--------------------------|---------------------------|---------------------------|---------------------------|---------------------------|---------------------------|
| Section Times          | 1:13.26 [9]<br>(0:14.86) | 0:58.40 [11]<br>(0:11.33) | 0:47.07 [11]<br>(0:11.60) | 0:35.47 [11]<br>(0:11.63) | 0:23.84 [11]<br>(0:11.46) | 0:12.38 [10]<br>(0:12.38) |
| Average Speed [km/h]   | 48.5                     | 63.1                      | 62.0                      | 62.7                      | 62.9                      | 58.1                      |
| Top Speed [km/h]       | 61.6                     | 64.4                      | 63.7                      | 64.6                      | 64.4                      | 60.8                      |
| Avg. Dist. to Rail [m] | 3.6                      | 1.9                       | 0.8                       | 2.3                       | 4.1                       | 1.5                       |
| Avg. Stride Freq. [Hz] | 2.2                      | 2.3                       | 2.3                       | 2.3                       | 2.4                       | 2.3                       |
| Avg. Stride Length [m] | 6.1                      | 7.5                       | 7.5                       | 7.5                       | 7.4                       | 7.1                       |



- [ ] Ranking at each section and finish
- .-.- No data available at this section
- NA No data available



|                                |                 |
|--------------------------------|-----------------|
| Horse/Jockey Name              | Terrona         |
| Final Rank                     | 10              |
| Fastest Section Time (Section) | 0:11.20 (1000m) |
| Top Speed [km/h] (Section)     | 66.2 (1000m)    |
| Race State                     | Finished        |



### Sunshine Coast QLD Professional

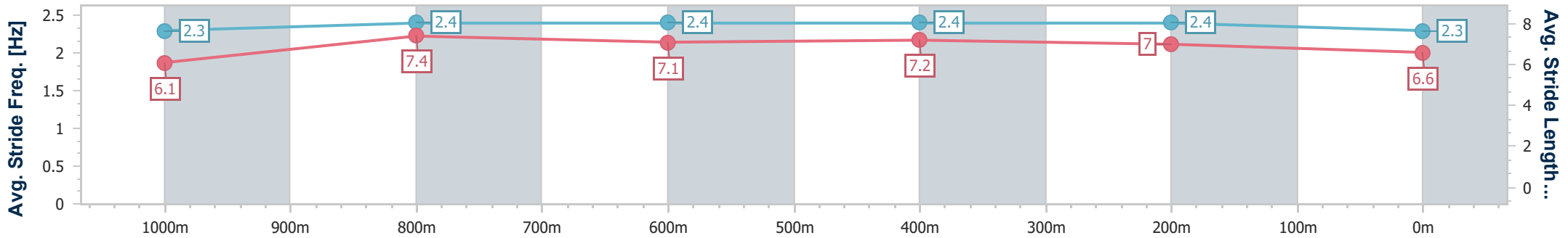
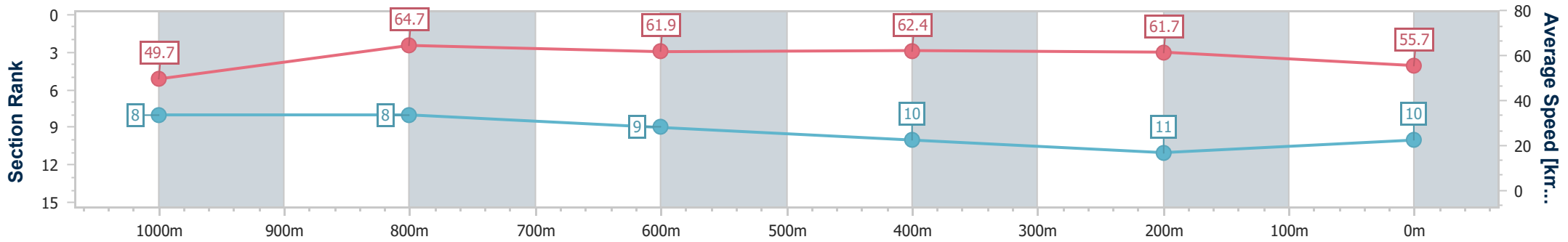
Race 1: TAB Maiden Handicap - 1200m

05 January 2024 - 18:08

Track Rating: Soft 7, Weather: Fine, Rail Position: +7m



| Section                | Overall                   | 1000m                    | 800m                     | 600m                     | 400m                      | 200m                      |
|------------------------|---------------------------|--------------------------|--------------------------|--------------------------|---------------------------|---------------------------|
| Section Times          | 1:13.91 [10]<br>(0:14.46) | 0:59.45 [8]<br>(0:11.20) | 0:48.25 [8]<br>(0:12.01) | 0:36.24 [9]<br>(0:11.64) | 0:24.60 [10]<br>(0:11.71) | 0:12.89 [11]<br>(0:12.89) |
| Average Speed [km/h]   | 49.7                      | 64.7                     | 61.9                     | 62.4                     | 61.7                      | 55.7                      |
| Top Speed [km/h]       | 64.5                      | 66.2                     | 63.4                     | 63.6                     | 63.9                      | 60.0                      |
| Avg. Dist. to Rail [m] | 6.4                       | 2.2                      | 5.0                      | 2.1                      | 0.7                       | 0.7                       |
| Avg. Stride Freq. [Hz] | 2.3                       | 2.4                      | 2.4                      | 2.4                      | 2.4                       | 2.3                       |
| Avg. Stride Length [m] | 6.1                       | 7.4                      | 7.1                      | 7.2                      | 7.0                       | 6.6                       |



- [ ] Ranking at each section and finish
- .-.- No data available at this section
- NA No data available



|                                |                 |
|--------------------------------|-----------------|
| Horse/Jockey Name              | Boitumelo       |
| Final Rank                     | 11              |
| Fastest Section Time (Section) | 0:11.15 (1000m) |
| Top Speed [km/h] (Section)     | 67.7 (Overall)  |
| Race State                     | Finished        |



### Sunshine Coast QLD Professional

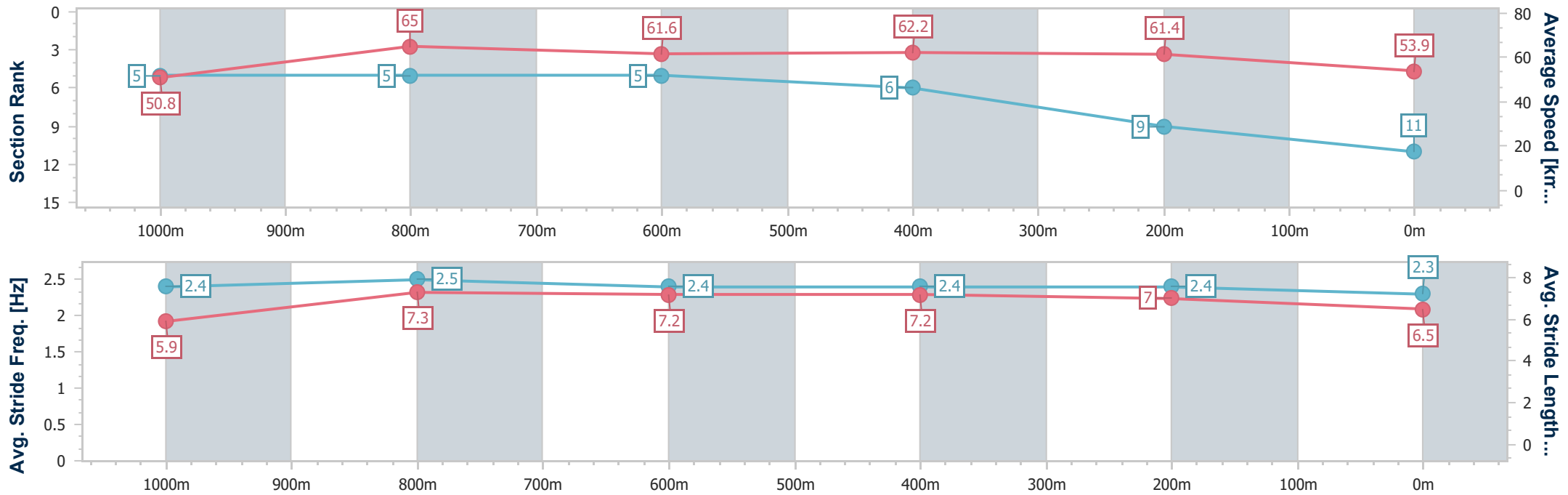
Race 1: TAB Maiden Handicap - 1200m

05 January 2024 - 18:08



Track Rating: Soft 7, Weather: Fine, Rail Position: +7m

| Section                | Overall                   | 1000m                    | 800m                     | 600m                     | 400m                     | 200m                     |
|------------------------|---------------------------|--------------------------|--------------------------|--------------------------|--------------------------|--------------------------|
| Section Times          | 1:14.04 [11]<br>(0:14.19) | 0:59.85 [5]<br>(0:11.15) | 0:48.70 [5]<br>(0:11.78) | 0:36.92 [5]<br>(0:11.82) | 0:25.10 [6]<br>(0:11.74) | 0:13.36 [9]<br>(0:13.36) |
| Average Speed [km/h]   | 50.8                      | 65.0                     | 61.6                     | 62.2                     | 61.4                     | 53.9                     |
| Top Speed [km/h]       | 67.7                      | 67.7                     | 63.2                     | 62.9                     | 63.1                     | 58.9                     |
| Avg. Dist. to Rail [m] | 6.1                       | 2.5                      | 1.7                      | 3.3                      | 5.4                      | 5.3                      |
| Avg. Stride Freq. [Hz] | 2.4                       | 2.5                      | 2.4                      | 2.4                      | 2.4                      | 2.3                      |
| Avg. Stride Length [m] | 5.9                       | 7.3                      | 7.2                      | 7.2                      | 7.0                      | 6.5                      |



- [ ] Ranking at each section and finish
- .-.-.- No data available at this section
- NA No data available