



Sunshine Coast QLD Professional

Race 6: CALOUNDRA RSL Class 2 Handicap - 1400m



05 January 2024 - 20:41

Track Rating: Soft 7, Weather: Fine, Rail Position: +7m

Section												Last 600m	
Field Times												0:35.65	
				Overall	1200m	1000m	800m	600m	400m				
				1:24.88 (0:13.67)	1:11.21 (0:11.25)	0:59.96 (0:12.11)	0:47.85 (0:12.20)	0:35.65 (0:11.72)	0:23.93 (0:11.63)				
Rank	TAB	Horse/Jockey	Barrier	Top Speed [km/h]	Fastest Section							Distance Travelled [m]	
1	1	CHARLIE'S CASE Mark Du Plessis	2	67.1 Overall	0:11.28 400m	1:24.88 [1] (0:13.98)	1:10.90 [6] (0:11.34)	0:59.56 [5] (0:12.04)	0:47.52 [5] (0:12.18)	0:35.34 [5] (0:11.76)	0:23.58 [4] (0:11.28)	0:35.34	
2	2	KUBWA Angela Jones	1	66.0 Overall	0:11.37 1200m	1:25.10 [2] (0:13.79)	1:11.31 [2] (0:11.37)	0:59.94 [3] (0:12.10)	0:47.84 [4] (0:12.13)	0:35.71 [3] (0:11.74)	0:23.97 [2] (0:11.65)	0:35.71	-1
3	5	LADY LE DA Jaden Lloyd	5	65.8 1200m	0:11.37 1200m	1:25.16 [3] (0:13.97)	1:11.19 [5] (0:11.37)	0:59.82 [6] (0:12.08)	0:47.74 [6] (0:12.22)	0:35.52 [6] (0:11.66)	0:23.86 [4] (0:11.47)	0:35.52	+3
4	6	SHIPS AHOY Casey Waddell	10	65.6 1200m	0:11.23 1200m	1:25.17 [4] (0:13.83)	1:11.34 [3] (0:11.23)	1:00.11 [2] (0:12.12)	0:47.99 [2] (0:12.13)	0:35.86 [2] (0:11.90)	0:23.96 [3] (0:11.50)	0:35.86	+1
5	9	QUEST OF QUESTS Ben Thompson	9	65.6 Overall	0:11.31 1200m	1:25.24 [5] (0:14.12)	1:11.12 [7] (0:11.31)	0:59.81 [7] (0:12.09)	0:47.72 [7] (0:12.30)	0:35.42 [7] (0:11.60)	0:23.82 [7] (0:11.46)	0:35.42	+4
6	3	PRICKLY POPPY Martin Harley	11	65.0 1200m	0:11.31 1200m	1:25.26 [6] (0:14.55)	1:10.71 [9] (0:11.31)	0:59.40 [9] (0:11.96)	0:47.44 [9] (0:12.06)	0:35.38 [9] (0:11.62)	0:23.76 [9] (0:11.34)	0:35.38	+3
7	8	KERKORIAN Jake Bayliss	4	66.5 Overall	0:11.25 1200m	1:25.59 [7] (0:13.67)	1:11.92 [1] (0:11.25)	1:00.67 [1] (0:12.11)	0:48.56 [1] (0:12.20)	0:36.36 [1] (0:11.72)	0:24.64 [1] (0:11.90)	0:36.36	+0
8	10	UNIQUE ELLE Micheal Hellyer	6	66.3 1200m	0:11.21 1200m	1:25.68 [8] (0:14.37)	1:11.31 [8] (0:11.21)	1:00.10 [8] (0:12.12)	0:47.98 [8] (0:12.16)	0:35.82 [8] (0:11.62)	0:24.20 [8] (0:11.64)	0:35.82	-5
9	11	TEMPTRESS KATIE Minonette Kennedy	7	64.9 1200m	0:11.35 1200m	1:26.27 [9] (0:13.92)	1:12.35 [4] (0:11.35)	1:01.00 [4] (0:11.96)	0:49.04 [3] (0:12.19)	0:36.85 [4] (0:11.93)	0:24.92 [6] (0:11.79)	0:36.85	+7

Scratched: Smart Recognition (#7), Ivanov (#4)

[] Ranking at each section and finish
 -:-:- No data available at this section
 NA No data available

SCN Saddle cloth number
 DNF Did not finish
 DNT Did not track



Sunshine Coast QLD Professional

Race 6: CALOUNDRA RSL Class 2 Handicap - 1400m



05 January 2024 - 20:41

Track Rating: Soft 7, Weather: Fine, Rail Position: +7m

Section							200m			Last 600m
Field Times							0:12.30			0:35.65
Rank	TAB	Horse/Jockey	Barrier	Top Speed [km/h]	Fastest Section	Margin			Distance Travelled [m]	
1	1	CHARLIE'S CASE Mark Du Plessis	2	67.1 Overall	0:11.28 400m	0:12.30 [1] (0:12.30)	1:24.88		0:35.34	
2	2	KUBWA Angela Jones	1	66.0 Overall	0:11.37 1200m	0:12.32 [4] (0:12.32)	1.3L		0:35.71 -1	
3	5	LADY LE DA Jaden Lloyd	5	65.8 1200m	0:11.37 1200m	0:12.39 [3] (0:12.39)	1.5L		0:35.52 +3	
4	6	SHIPS AHOY Casey Waddell	10	65.6 1200m	0:11.23 1200m	0:12.46 [2] (0:12.46)	1.6L		0:35.86 +1	
5	9	QUEST OF QUESTS Ben Thompson	9	65.6 Overall	0:11.31 1200m	0:12.36 [7] (0:12.36)	1.9L		0:35.42 +4	
6	3	PRICKLY POPPY Martin Harley	11	65.0 1200m	0:11.31 1200m	0:12.42 [5] (0:12.42)	2L		0:35.38 +3	
7	8	KERKORIAN Jake Bayliss	4	66.5 Overall	0:11.25 1200m	0:12.74 [6] (0:12.74)	3.8L		0:36.36 +0	
8	10	UNIQUE ELLE Micheal Hellyer	6	66.3 1200m	0:11.21 1200m	0:12.56 [8] (0:12.56)	4.2L		0:35.82 -5	
9	11	TEMPTRESS KATIE Minonette Kennedy	7	64.9 1200m	0:11.35 1200m	0:13.13 [9] (0:13.13)	7.5L		0:36.85 +7	

Scratched: Smart Recognition (#7), Ivanov (#4)

[] Ranking at each section and finish
 -:-:- No data available at this section
 NA No data available

SCN Saddle cloth number
 DNF Did not finish
 DNT Did not track



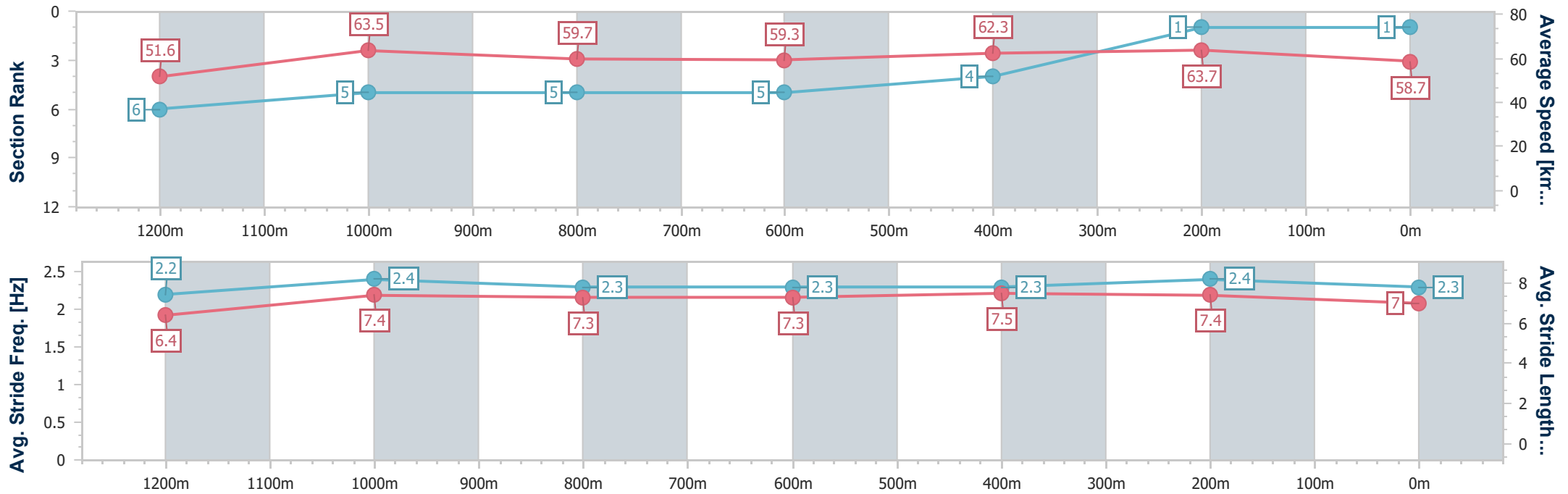
Horse/Jockey Name	Charlie's Case
Final Rank	1
Fastest Section Time (Section)	0:11.28 (400m)
Top Speed [km/h] (Section)	67.1 (Overall)
Race State	Finished



Sunshine Coast QLD Professional
 Race 6: CALOUNDRA RSL Class 2 Handicap - 1400m
 05 January 2024 - 20:41
 Track Rating: Soft 7, Weather: Fine, Rail Position: +7m



Section	Overall	1200m	1000m	800m	600m	400m	200m
Section Times	1:24.88 [1] (0:13.98)	1:10.90 [6] (0:11.34)	0:59.56 [5] (0:12.04)	0:47.52 [5] (0:12.18)	0:35.34 [5] (0:11.76)	0:23.58 [4] (0:11.28)	0:12.30 [1] (0:12.30)
Average Speed [km/h]	51.6	63.5	59.7	59.3	62.3	63.7	58.7
Top Speed [km/h]	67.1	67.0	61.9	61.5	63.4	65.2	62.2
Avg. Dist. to Rail [m]	2.5	0.2	0.8	1.2	2.5	0.6	0.5
Avg. Stride Freq. [Hz]	2.2	2.4	2.3	2.3	2.3	2.4	2.3
Avg. Stride Length [m]	6.4	7.4	7.3	7.3	7.5	7.4	7.0



- [] Ranking at each section and finish
- .-.- No data available at this section
- NA No data available



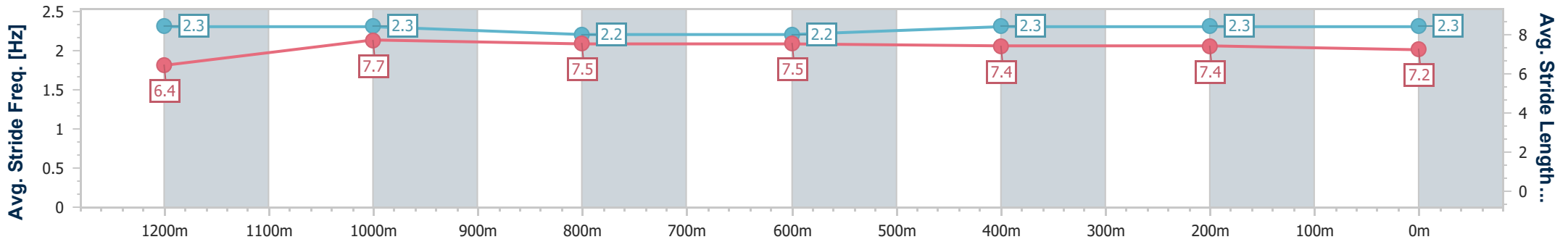
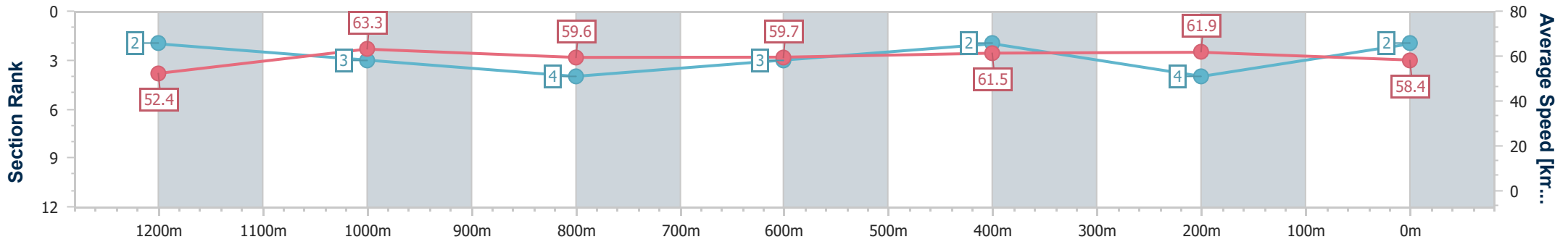
Horse/Jockey Name	Kubwa
Final Rank	2
Fastest Section Time (Section)	0:11.37 (1200m)
Top Speed [km/h] (Section)	66.0 (Overall)
Race State	Finished



Sunshine Coast QLD Professional
 Race 6: CALOUNDRA RSL Class 2 Handicap - 1400m
 05 January 2024 - 20:41
 Track Rating: Soft 7, Weather: Fine, Rail Position: +7m



Section	Overall	1200m	1000m	800m	600m	400m	200m
Section Times	1:25.10 [2] (0:13.79)	1:11.31 [2] (0:11.37)	0:59.94 [3] (0:12.10)	0:47.84 [4] (0:12.13)	0:35.71 [3] (0:11.74)	0:23.97 [2] (0:11.65)	0:12.32 [4] (0:12.32)
Average Speed [km/h]	52.4	63.3	59.6	59.7	61.5	61.9	58.4
Top Speed [km/h]	66.0	65.4	61.5	61.4	63.1	62.8	61.3
Avg. Dist. to Rail [m]	2.8	1.6	1.6	0.3	1.0	3.1	3.3
Avg. Stride Freq. [Hz]	2.3	2.3	2.2	2.2	2.3	2.3	2.3
Avg. Stride Length [m]	6.4	7.7	7.5	7.5	7.4	7.4	7.2



- [] Ranking at each section and finish
- .-.- No data available at this section
- NA No data available



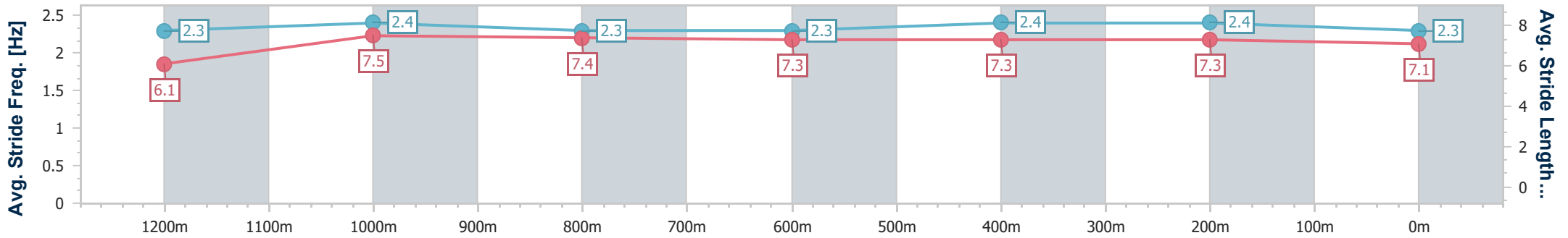
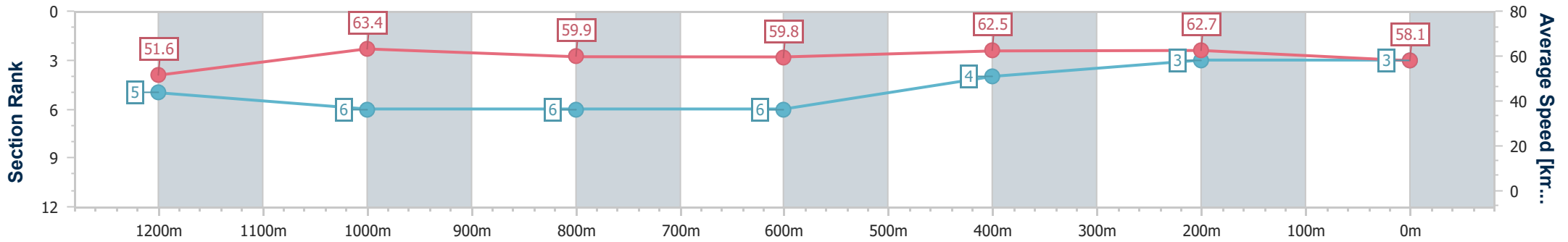
Horse/Jockey Name	Lady Le Da
Final Rank	3
Fastest Section Time (Section)	0:11.37 (1200m)
Top Speed [km/h] (Section)	65.8 (1200m)
Race State	Finished



Sunshine Coast QLD Professional
 Race 6: CALOUNDRA RSL Class 2 Handicap - 1400m
 05 January 2024 - 20:41
 Track Rating: Soft 7, Weather: Fine, Rail Position: +7m



Section	Overall	1200m	1000m	800m	600m	400m	200m
Section Times	1:25.16 [3] (0:13.97)	1:11.19 [5] (0:11.37)	0:59.82 [6] (0:12.08)	0:47.74 [6] (0:12.22)	0:35.52 [6] (0:11.66)	0:23.86 [4] (0:11.47)	0:12.39 [3] (0:12.39)
Average Speed [km/h]	51.6	63.4	59.9	59.8	62.5	62.7	58.1
Top Speed [km/h]	64.7	65.8	62.5	62.6	64.7	64.2	60.9
Avg. Dist. to Rail [m]	3.9	2.2	1.8	2.3	2.6	5.8	6.2
Avg. Stride Freq. [Hz]	2.3	2.4	2.3	2.3	2.4	2.4	2.3
Avg. Stride Length [m]	6.1	7.5	7.4	7.3	7.3	7.3	7.1



- [] Ranking at each section and finish
- .-.- No data available at this section
- NA No data available



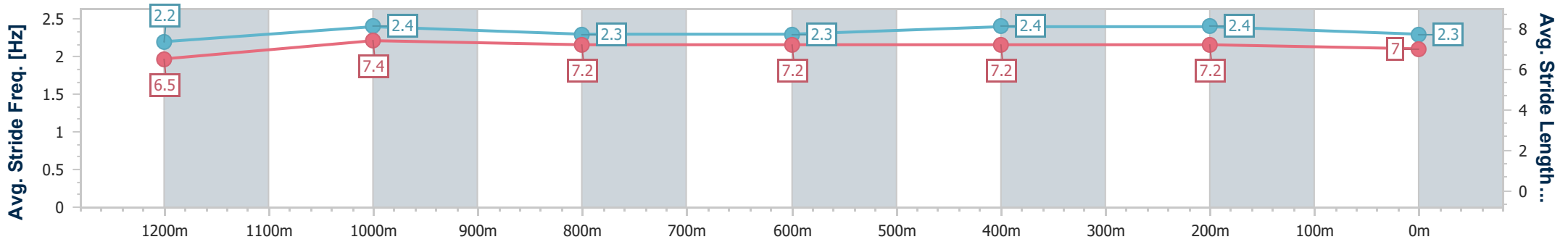
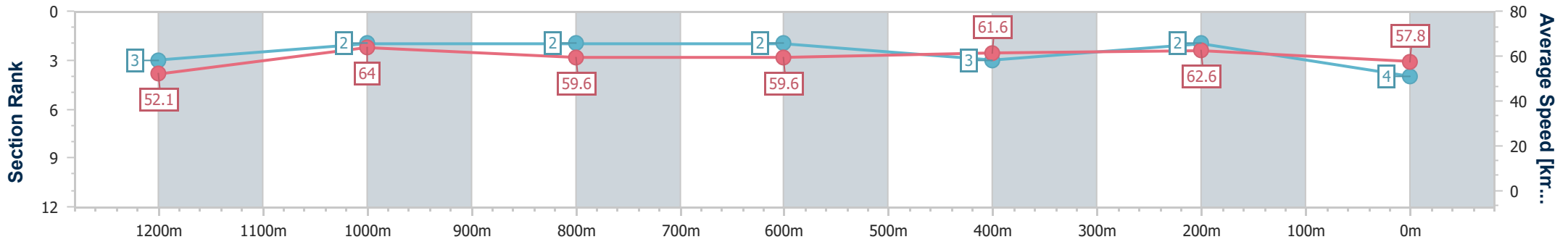
Horse/Jockey Name	Ships Ahoy
Final Rank	4
Fastest Section Time (Section)	0:11.23 (1200m)
Top Speed [km/h] (Section)	65.6 (1200m)
Race State	Finished



Sunshine Coast QLD Professional
 Race 6: CALOUNDRA RSL Class 2 Handicap - 1400m
 05 January 2024 - 20:41
 Track Rating: Soft 7, Weather: Fine, Rail Position: +7m



Section	Overall	1200m	1000m	800m	600m	400m	200m
Section Times	1:25.17 [4] (0:13.83)	1:11.34 [3] (0:11.23)	1:00.11 [2] (0:12.12)	0:47.99 [2] (0:12.13)	0:35.86 [2] (0:11.90)	0:23.96 [3] (0:11.50)	0:12.46 [2] (0:12.46)
Average Speed [km/h]	52.1	64.0	59.6	59.6	61.6	62.6	57.8
Top Speed [km/h]	65.3	65.6	61.2	62.6	63.0	63.9	61.0
Avg. Dist. to Rail [m]	6.4	3.1	1.5	0.8	3.5	6.0	5.6
Avg. Stride Freq. [Hz]	2.2	2.4	2.3	2.3	2.4	2.4	2.3
Avg. Stride Length [m]	6.5	7.4	7.2	7.2	7.2	7.2	7.0



- [] Ranking at each section and finish
- .-.- No data available at this section
- NA No data available



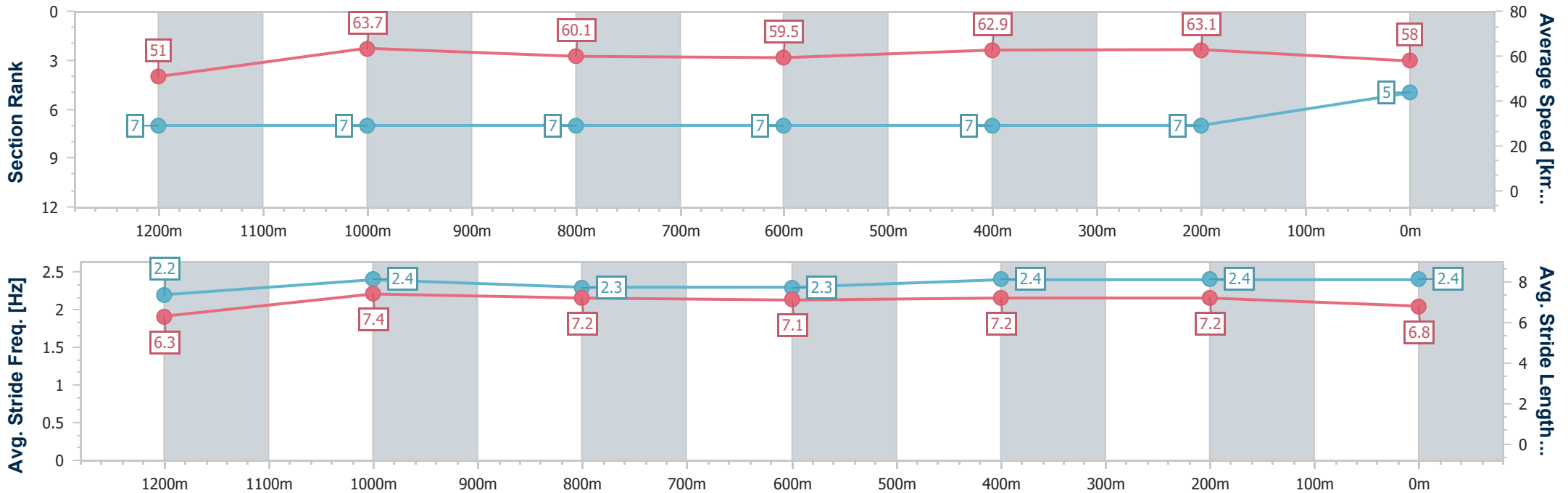
Horse/Jockey Name	Quest Of Quests
Final Rank	5
Fastest Section Time (Section)	0:11.31 (1200m)
Top Speed [km/h] (Section)	65.6 (Overall)
Race State	Finished



Sunshine Coast QLD Professional
 Race 6: CALOUNDRA RSL Class 2 Handicap - 1400m
 05 January 2024 - 20:41
 Track Rating: Soft 7, Weather: Fine, Rail Position: +7m



Section	Overall	1200m	1000m	800m	600m	400m	200m
Section Times	1:25.24 [5] (0:14.12)	1:11.12 [7] (0:11.31)	0:59.81 [7] (0:12.09)	0:47.72 [7] (0:12.30)	0:35.42 [7] (0:11.60)	0:23.82 [7] (0:11.46)	0:12.36 [7] (0:12.36)
Average Speed [km/h]	51.0	63.7	60.1	59.5	62.9	63.1	58.0
Top Speed [km/h]	65.6	65.5	62.4	62.6	64.1	63.9	60.1
Avg. Dist. to Rail [m]	6.4	2.1	2.6	3.2	2.5	2.1	0.8
Avg. Stride Freq. [Hz]	2.2	2.4	2.3	2.3	2.4	2.4	2.4
Avg. Stride Length [m]	6.3	7.4	7.2	7.1	7.2	7.2	6.8



- [] Ranking at each section and finish
- .-.- No data available at this section
- NA No data available



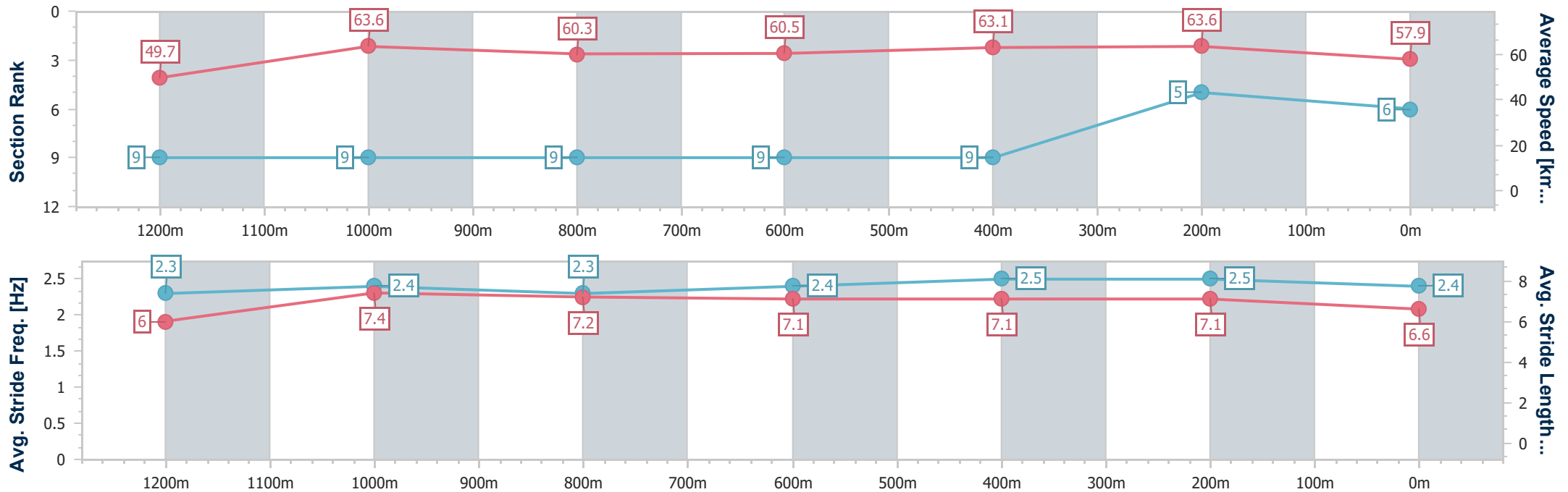
Horse/Jockey Name	Prickly Poppy
Final Rank	6
Fastest Section Time (Section)	0:11.31 (1200m)
Top Speed [km/h] (Section)	65.0 (1200m)
Race State	Finished



Sunshine Coast QLD Professional
 Race 6: CALOUNDRA RSL Class 2 Handicap - 1400m
 05 January 2024 - 20:41
 Track Rating: Soft 7, Weather: Fine, Rail Position: +7m



Section	Overall	1200m	1000m	800m	600m	400m	200m
Section Times	1:25.26 [6] (0:14.55)	1:10.71 [9] (0:11.31)	0:59.40 [9] (0:11.96)	0:47.44 [9] (0:12.06)	0:35.38 [9] (0:11.62)	0:23.76 [9] (0:11.34)	0:12.42 [5] (0:12.42)
Average Speed [km/h]	49.7	63.6	60.3	60.5	63.1	63.6	57.9
Top Speed [km/h]	64.9	65.0	62.3	63.2	64.5	64.9	61.1
Avg. Dist. to Rail [m]	6.8	1.3	1.0	1.8	3.6	6.0	7.9
Avg. Stride Freq. [Hz]	2.3	2.4	2.3	2.4	2.5	2.5	2.4
Avg. Stride Length [m]	6.0	7.4	7.2	7.1	7.1	7.1	6.6



- [] Ranking at each section and finish
- .-.- No data available at this section
- NA No data available



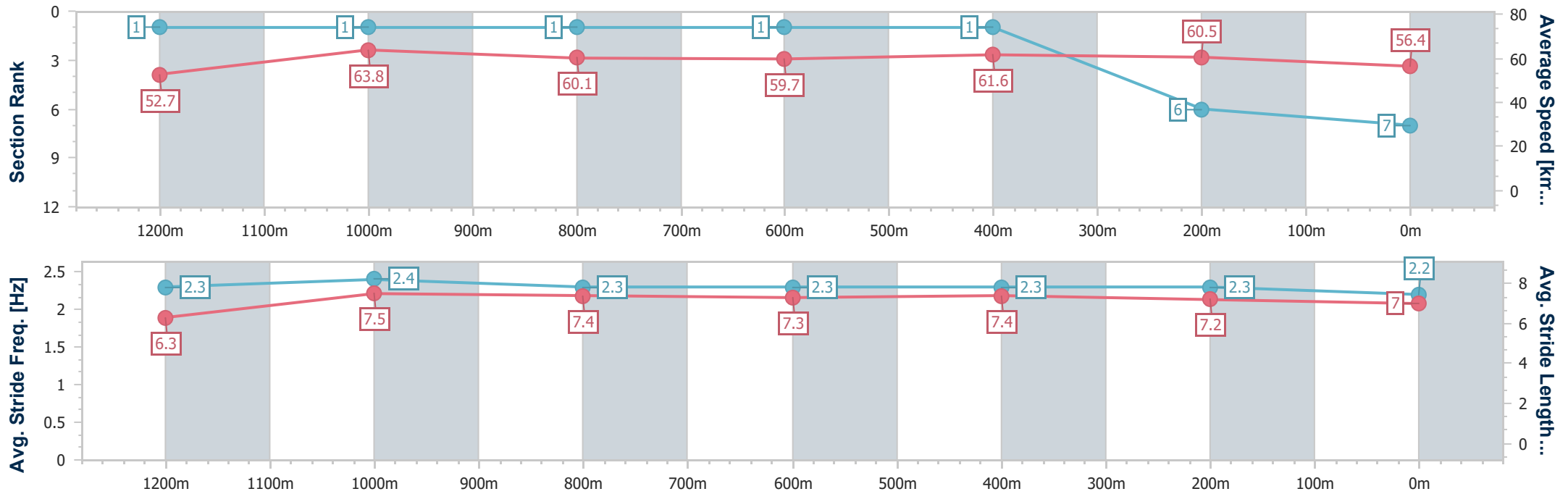
Horse/Jockey Name	Kerkorian
Final Rank	7
Fastest Section Time (Section)	0:11.25 (1200m)
Top Speed [km/h] (Section)	66.5 (Overall)
Race State	Finished



Sunshine Coast QLD Professional
 Race 6: CALOUNDRA RSL Class 2 Handicap - 1400m
 05 January 2024 - 20:41
 Track Rating: Soft 7, Weather: Fine, Rail Position: +7m



Section	Overall	1200m	1000m	800m	600m	400m	200m
Section Times	1:25.59 [7] (0:13.67)	1:11.92 [1] (0:11.25)	1:00.67 [1] (0:12.11)	0:48.56 [1] (0:12.20)	0:36.36 [1] (0:11.72)	0:24.64 [1] (0:11.90)	0:12.74 [6] (0:12.74)
Average Speed [km/h]	52.7	63.8	60.1	59.7	61.6	60.5	56.4
Top Speed [km/h]	66.5	66.2	62.5	62.4	62.8	61.5	59.2
Avg. Dist. to Rail [m]	3.9	2.8	3.1	1.7	0.7	0.9	1.2
Avg. Stride Freq. [Hz]	2.3	2.4	2.3	2.3	2.3	2.3	2.2
Avg. Stride Length [m]	6.3	7.5	7.4	7.3	7.4	7.2	7.0



- [] Ranking at each section and finish
- .-.- No data available at this section
- NA No data available



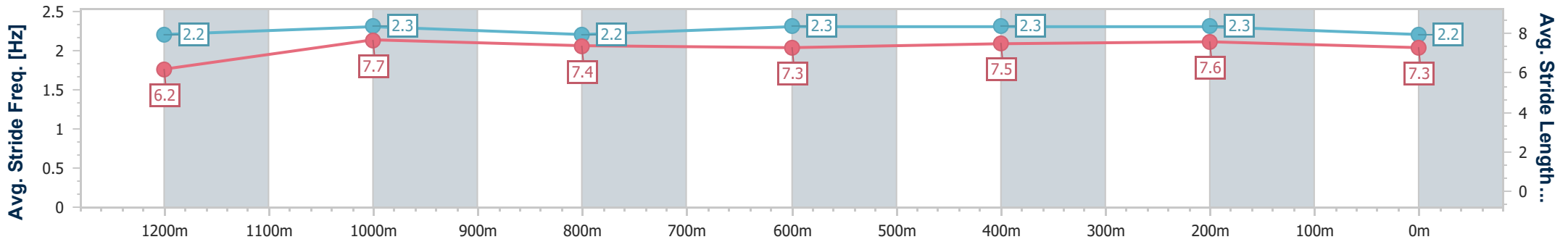
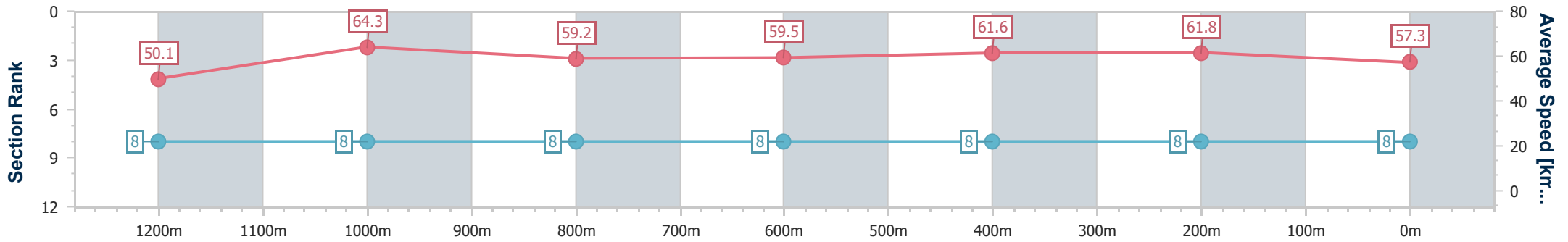
Horse/Jockey Name	Unique Elle
Final Rank	8
Fastest Section Time (Section)	0:11.21 (1200m)
Top Speed [km/h] (Section)	66.3 (1200m)
Race State	Finished



Sunshine Coast QLD Professional
 Race 6: CALOUNDRA RSL Class 2 Handicap - 1400m
 05 January 2024 - 20:41
 Track Rating: Soft 7, Weather: Fine, Rail Position: +7m



Section	Overall	1200m	1000m	800m	600m	400m	200m
Section Times	1:25.68 [8] (0:14.37)	1:11.31 [8] (0:11.21)	1:00.10 [8] (0:12.12)	0:47.98 [8] (0:12.16)	0:35.82 [8] (0:11.62)	0:24.20 [8] (0:11.64)	0:12.56 [8] (0:12.56)
Average Speed [km/h]	50.1	64.3	59.2	59.5	61.6	61.8	57.3
Top Speed [km/h]	65.9	66.3	62.7	61.3	62.5	63.3	60.8
Avg. Dist. to Rail [m]	2.3	1.5	0.6	0.3	0.7	1.1	1.4
Avg. Stride Freq. [Hz]	2.2	2.3	2.2	2.3	2.3	2.3	2.2
Avg. Stride Length [m]	6.2	7.7	7.4	7.3	7.5	7.6	7.3



- [] Ranking at each section and finish
- .-.- No data available at this section
- NA No data available



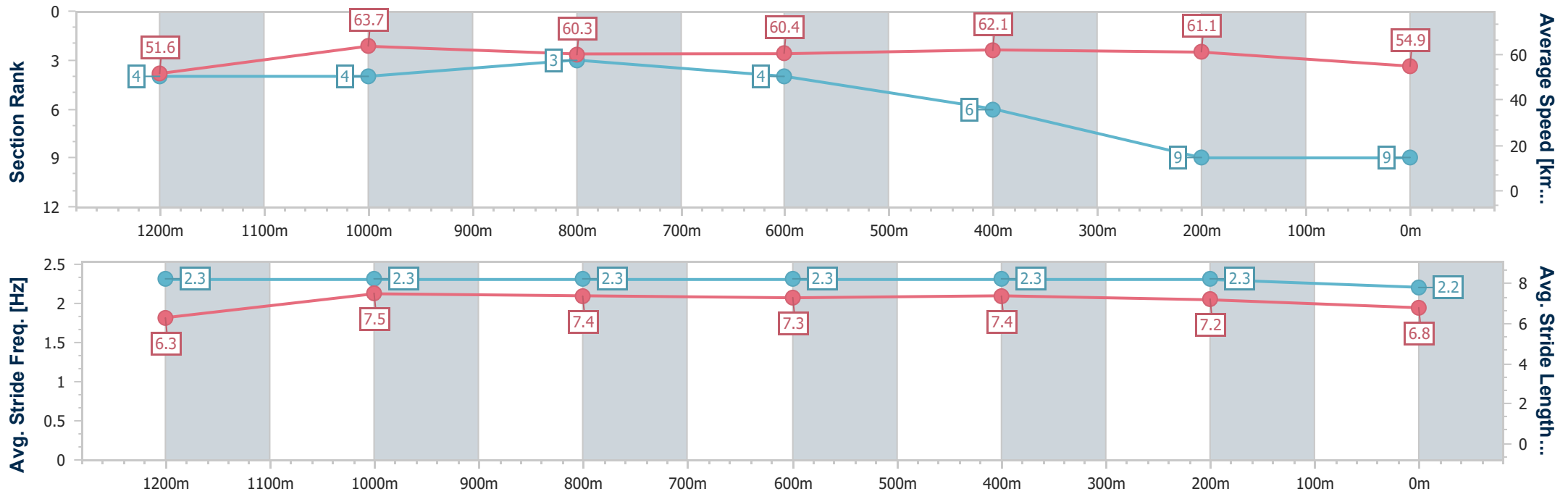
Horse/Jockey Name	Tempress Katie
Final Rank	9
Fastest Section Time (Section)	0:11.35 (1200m)
Top Speed [km/h] (Section)	64.9 (1200m)
Race State	Finished



Sunshine Coast QLD Professional
 Race 6: CALOUNDRA RSL Class 2 Handicap - 1400m
 05 January 2024 - 20:41
 Track Rating: Soft 7, Weather: Fine, Rail Position: +7m



Section	Overall	1200m	1000m	800m	600m	400m	200m
Section Times	1:26.27 [9] (0:13.92)	1:12.35 [4] (0:11.35)	1:01.00 [4] (0:11.96)	0:49.04 [3] (0:12.19)	0:36.85 [4] (0:11.93)	0:24.92 [6] (0:11.79)	0:13.13 [9] (0:13.13)
Average Speed [km/h]	51.6	63.7	60.3	60.4	62.1	61.1	54.9
Top Speed [km/h]	64.7	64.9	62.7	62.3	63.2	63.3	58.3
Avg. Dist. to Rail [m]	4.4	1.6	1.1	3.9	5.0	6.5	5.6
Avg. Stride Freq. [Hz]	2.3	2.3	2.3	2.3	2.3	2.3	2.2
Avg. Stride Length [m]	6.3	7.5	7.4	7.3	7.4	7.2	6.8



- [] Ranking at each section and finish
- .-.- No data available at this section
- NA No data available