



Ladbrokes Cannon Park QLD Professional

Race 5: THE LILYBANK STRATFORD BENCHMARK 65 Handicap - 1500m

08 January 2024 - 15:37



Track Rating: Soft 5, Weather: Fine, Rail Position: True

Section		Field Times												
Overall	1400m	1200m	1000m	800m	600m	400m	Last 600m							
1:29.39 (0:07.68)	1:21.71 (0:11.19)	1:10.52 (0:11.31)	0:59.21 (0:11.72)	0:47.49 (0:11.81)	0:35.68 (0:11.73)	0:23.95 (0:11.94)	0:00.00							
Rank	TAB	Horse/Jockey	Barrier	Top Speed [km/h]	Fastest Section								Distance Travelled [m]	
1	2	NEBARAZ Masayuki Abe	6	Data was not able to be tracked for this horse	-:--:-	-:--:-	-:--:-	-:--:-	-:--:-	-:--:-	-:--:-	-:--:-	-:--:-	----
2	6	INVINCIBLE BAY Graham Kliese	10	65.4 1400m	0:08.25 Overall	1:29.39 [2] (0:08.25)	1:21.14 [8] (0:11.45)	1:09.69 [8] (0:11.50)	0:58.19 [8] (0:11.45)	0:46.74 [7] (0:11.56)	0:35.18 [5] (0:11.67)	0:23.51 [5] (0:11.79)	0:35.18	--
3	8	ZOUHOPE Tessa Townsend	9	Data was not able to be tracked for this horse	-:--:-	-:--:-	-:--:-	-:--:-	-:--:-	-:--:-	-:--:-	-:--:-	-:--:-	----
4	4	SIR MAXIMUS Scott Sheargold	8	65.7 1400m	0:07.74 Overall	1:29.80 [4] (0:07.74)	1:22.06 [2] (0:11.14)	1:10.92 [2] (0:11.46)	0:59.46 [2] (0:11.71)	0:47.75 [2] (0:11.68)	0:36.07 [2] (0:11.71)	0:24.36 [1] (0:11.94)	0:36.07	--
5	9	MIRROR ILLUSION Nathan Thomas	7	66.3 1400m	0:07.97 Overall	1:29.84 [5] (0:07.97)	1:21.87 [4] (0:11.13)	1:10.74 [4] (0:11.42)	0:59.32 [4] (0:11.66)	0:47.66 [4] (0:11.70)	0:35.96 [3] (0:11.86)	0:24.10 [3] (0:12.06)	0:35.96	--
6	3	AWE Ryan Wiggins	1	65.7 1400m	0:08.03 Overall	1:30.07 [6] (0:08.03)	1:22.04 [5] (0:11.19)	1:10.85 [5] (0:11.54)	0:59.31 [5] (0:11.71)	0:47.60 [5] (0:11.76)	0:35.84 [6] (0:11.82)	0:24.02 [6] (0:11.77)	0:35.84	--
7	7	FORSETI Amanda Thomson	4	66.7 1400m	0:08.14 Overall	1:30.08 [7] (0:08.14)	1:21.94 [7] (0:11.21)	1:10.73 [6] (0:11.60)	0:59.13 [6] (0:11.60)	0:47.53 [6] (0:11.69)	0:35.84 [7] (0:11.88)	0:23.96 [7] (0:11.93)	0:35.84	--
8	10	ACCTORIES Gabrielle Semmens	3	66.2 1400m	0:07.87 Overall	1:30.11 [8] (0:07.87)	1:22.24 [3] (0:11.14)	1:11.10 [3] (0:11.50)	0:59.60 [3] (0:11.65)	0:47.95 [3] (0:11.83)	0:36.12 [4] (0:11.86)	0:24.26 [4] (0:11.83)	0:36.12	--
9	5	JOE'S GIGGLE Adam Sewell	2	65.3 1400m	0:08.11 Overall	1:30.68 [9] (0:08.11)	1:22.57 [6] (0:11.32)	1:11.25 [7] (0:11.64)	0:59.61 [7] (0:11.59)	0:48.02 [8] (0:11.77)	0:36.25 [8] (0:11.82)	0:24.43 [8] (0:11.85)	0:36.25	--
10	1	LOBURN LASS Chris Whiteley	5	65.7 1400m	0:07.68 Overall	1:31.37 [10] (0:07.68)	1:23.69 [1] (0:11.19)	1:12.50 [1] (0:11.31)	1:01.19 [1] (0:11.72)	0:49.47 [1] (0:11.81)	0:37.66 [1] (0:11.84)	0:25.82 [2] (0:12.36)	0:37.66	--

[] Ranking at each section and finish
 -:--:- No data available at this section
 NA No data available

SCN Saddle cloth number
 DNF Did not finish
 DNT Did not track



Ladbrokes Cannon Park QLD Professional

Race 5: THE LILYBANK STRATFORD BENCHMARK 65 Handicap - 1500m

08 January 2024 - 15:37



Track Rating: Soft 5, Weather: Fine, Rail Position: True

Section							200m	Last 600m		
Field Times							0:12.01 (0:12.01)	0:00.00		
Rank	TAB	Horse/Jockey	Barrier	Top Speed [km/h]	Fastest Section	Margin	Margin	Distance Travelled [m]		
1	2	NEBARAZ Masayuki Abe	6	Data was not able to be tracked for this horse		-:--:-	1:29.38	-:--:-	----	
2	6	INVINCIBLE BAY Graham Kliese	10	65.4 1400m	0:08.25 Overall	0:11.72 [2] (0:11.72)	0.1L	0:35.18	--	
3	8	ZOUHOPE Tessa Townsend	9	Data was not able to be tracked for this horse		-:--:-	1.4L	-:--:-	----	
4	4	SIR MAXIMUS Scott Sheargold	8	65.7 1400m	0:07.74 Overall	0:12.42 [1] (0:12.42)	2.4L	0:36.07	--	
5	9	MIRROR ILLUSION Nathan Thomas	7	66.3 1400m	0:07.97 Overall	0:12.04 [4] (0:12.04)	2.6L	0:35.96	--	
6	3	AWE Ryan Wiggins	1	65.7 1400m	0:08.03 Overall	0:12.25 [5] (0:12.25)	3.9L	0:35.84	--	
7	7	FORSETI Amanda Thomson	4	66.7 1400m	0:08.14 Overall	0:12.03 [7] (0:12.03)	4L	0:35.84	--	
8	10	ACCTORIES Gabrielle Semmens	3	66.2 1400m	0:07.87 Overall	0:12.43 [3] (0:12.43)	4.2L	0:36.12	--	
9	5	JOE'S GIGGLE Adam Sewell	2	65.3 1400m	0:08.11 Overall	0:12.58 [8] (0:12.58)	7.5L	0:36.25	--	
10	1	LOBURN LASS Chris Whiteley	5	65.7 1400m	0:07.68 Overall	0:13.46 [6] (0:13.46)	11.5L	0:37.66	--	

[] Ranking at each section and finish
 -:--:- No data available at this section
 NA No data available

SCN Saddle cloth number
 DNF Did not finish
 DNT Did not track



Horse/Jockey Name	Invincible Bay
Final Rank	2
Fastest Section Time (Section)	0:08.25 (Overall)
Top Speed [km/h] (Section)	65.4 (1400m)
Race State	Finished



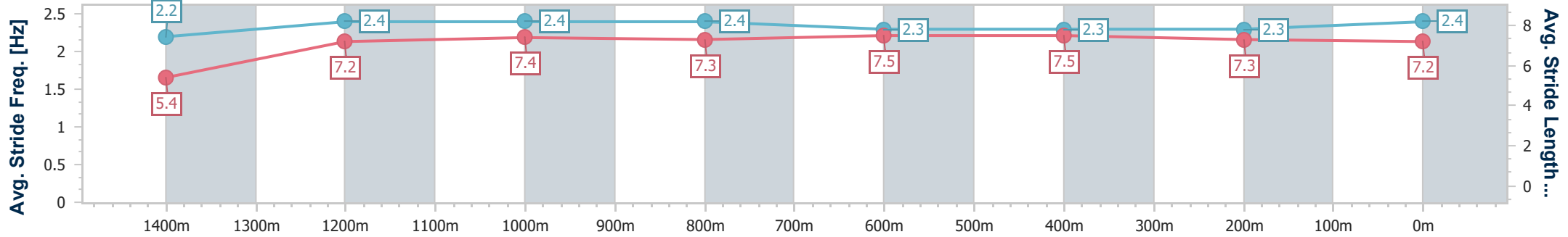
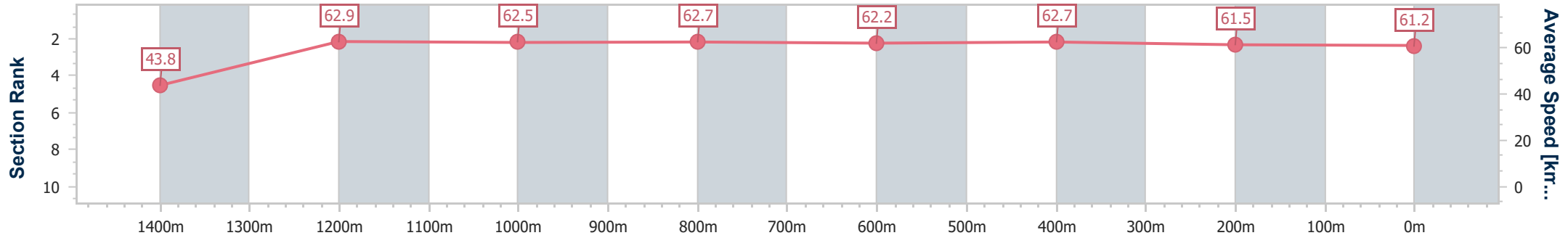
Ladbrokes Cannon Park QLD Professional
Race 5: THE LILYBANK STRATFORD BENCHMARK 65
Handicap - 1500m

08 January 2024 - 15:37

Track Rating: Soft 5, Weather: Fine, Rail Position: True



Section	Overall	1400m	1200m	1000m	800m	600m	400m	200m					
Section Times	1:29.39 [2] (0:08.25)	1:21.14 [8] (0:11.45)	1:09.69 [8] (0:11.50)	0:58.19 [8] (0:11.45)	0:46.74 [7] (0:11.56)	0:35.18 [5] (0:11.67)	0:23.51 [5] (0:11.79)	0:11.72 [2] (0:11.72)					
Average Speed [km/h]	43.8	62.9	62.5	62.7	62.2	62.7	61.5	61.2					
Top Speed [km/h]	57.7	65.4	65.3	63.8	63.3	64.1	62.3	62.4					
Avg. Dist. to Rail [m]	6.1	1.1	0.4	0.9	2.0	2.5	3.9	6.6					
Avg. Stride Freq. [Hz]	2.2	2.4	2.4	2.4	2.3	2.3	2.3	2.4					
Avg. Stride Length [m]	5.4	7.2	7.4	7.3	7.5	7.5	7.3	7.2					



- [] Ranking at each section and finish
- .-.- No data available at this section
- NA No data available



Horse/Jockey Name	Sir Maximus
Final Rank	4
Fastest Section Time (Section)	0:07.74 (Overall)
Top Speed [km/h] (Section)	65.7 (1400m)
Race State	Finished



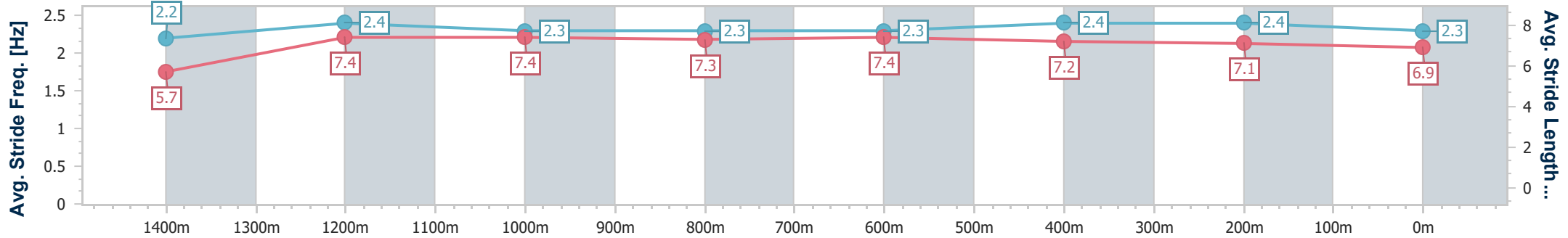
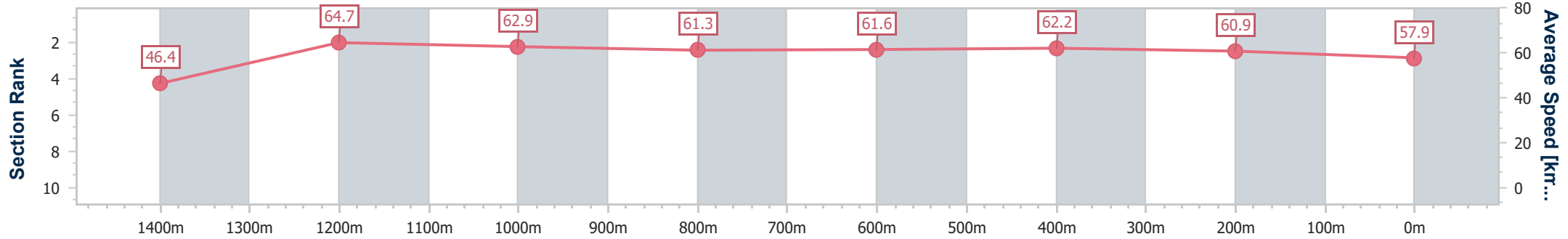
Ladbrokes Cannon Park QLD Professional
Race 5: THE LILYBANK STRATFORD BENCHMARK 65
Handicap - 1500m

08 January 2024 - 15:37

Track Rating: Soft 5, Weather: Fine, Rail Position: True



Section	Overall	1400m	1200m	1000m	800m	600m	400m	200m					
Section Times	1:29.80 [4] (0:07.74)	1:22.06 [2] (0:11.14)	1:10.92 [2] (0:11.46)	0:59.46 [2] (0:11.71)	0:47.75 [2] (0:11.68)	0:36.07 [2] (0:11.71)	0:24.36 [1] (0:11.94)	0:12.42 [1] (0:12.42)					
Average Speed [km/h]	46.4	64.7	62.9	61.3	61.6	62.2	60.9	57.9					
Top Speed [km/h]	63.4	65.7	65.6	63.1	62.8	63.6	62.6	59.4					
Avg. Dist. to Rail [m]	4.4	1.1	0.4	0.6	1.5	2.2	3.0	5.1					
Avg. Stride Freq. [Hz]	2.2	2.4	2.3	2.3	2.3	2.4	2.4	2.3					
Avg. Stride Length [m]	5.7	7.4	7.4	7.3	7.4	7.2	7.1	6.9					



- [] Ranking at each section and finish
- .-.- No data available at this section
- NA No data available



Horse/Jockey Name	Mirror Illusion
Final Rank	5
Fastest Section Time (Section)	0:07.97 (Overall)
Top Speed [km/h] (Section)	66.3 (1400m)
Race State	Finished



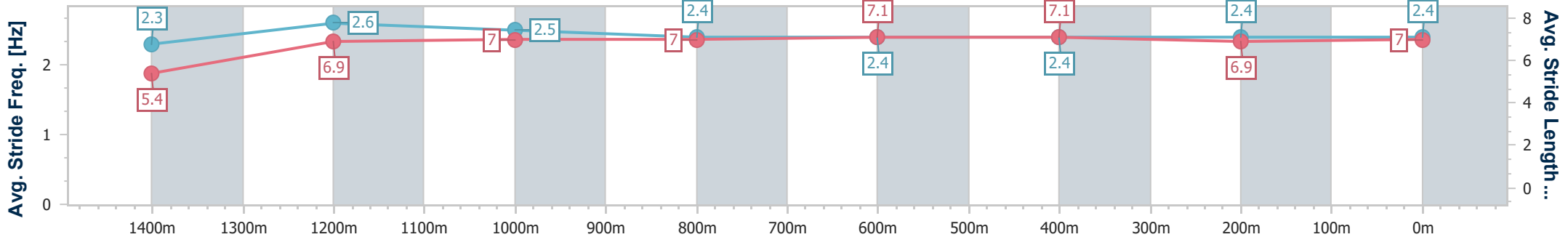
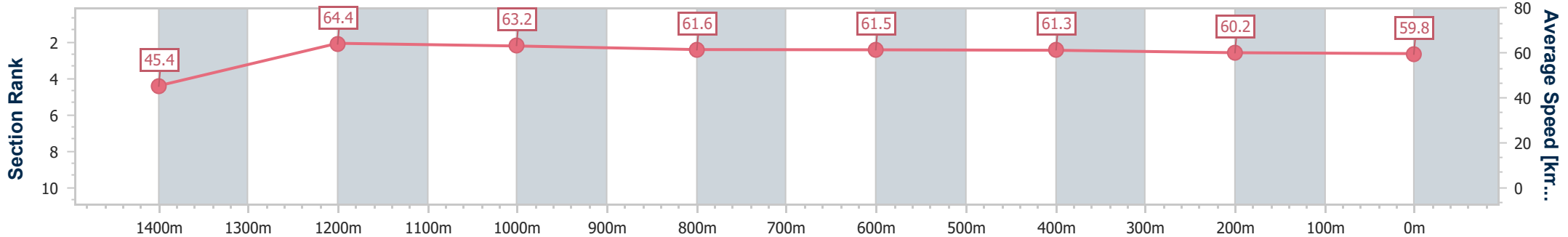
Ladbrokes Cannon Park QLD Professional
Race 5: THE LILYBANK STRATFORD BENCHMARK 65
Handicap - 1500m

08 January 2024 - 15:37

Track Rating: Soft 5, Weather: Fine, Rail Position: True



Section	Overall	1400m	1200m	1000m	800m	600m	400m	200m					
Section Times	1:29.84 [5] (0:07.97)	1:21.87 [4] (0:11.13)	1:10.74 [4] (0:11.42)	0:59.32 [4] (0:11.66)	0:47.66 [4] (0:11.70)	0:35.96 [3] (0:11.86)	0:24.10 [3] (0:12.06)	0:12.04 [4] (0:12.04)					
Average Speed [km/h]	45.4	64.4	63.2	61.6	61.5	61.3	60.2	59.8					
Top Speed [km/h]	62.5	66.3	65.2	63.5	63.8	63.8	61.6	61.5					
Avg. Dist. to Rail [m]	3.4	0.7	0.5	0.6	1.5	1.6	3.9	6.2					
Avg. Stride Freq. [Hz]	2.3	2.6	2.5	2.4	2.4	2.4	2.4	2.4					
Avg. Stride Length [m]	5.4	6.9	7.0	7.0	7.1	7.1	6.9	7.0					



- [] Ranking at each section and finish
- .-.- No data available at this section
- NA No data available



Horse/Jockey Name	Awe
Final Rank	6
Fastest Section Time (Section)	0:08.03 (Overall)
Top Speed [km/h] (Section)	65.7 (1400m)
Race State	Finished



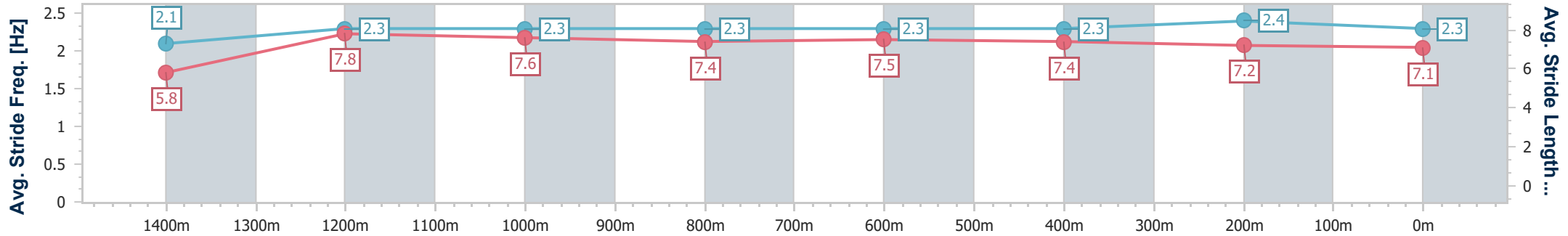
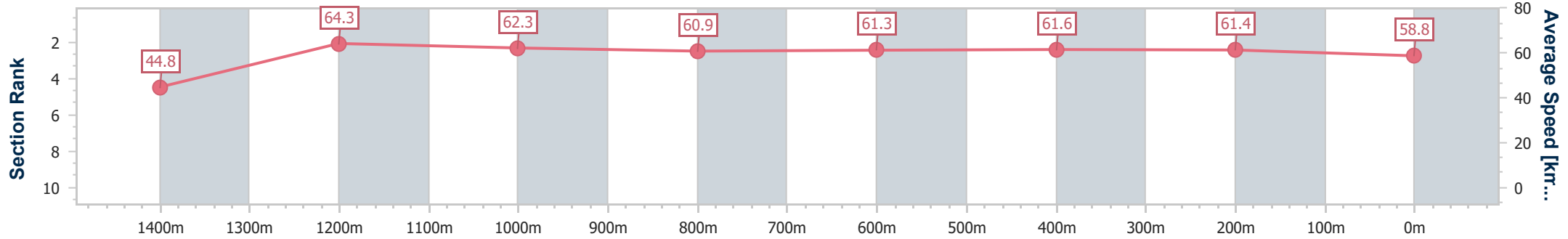
Ladbrokes Cannon Park QLD Professional
Race 5: THE LILYBANK STRATFORD BENCHMARK 65
Handicap - 1500m

08 January 2024 - 15:37

Track Rating: Soft 5, Weather: Fine, Rail Position: True



Section	Overall	1400m	1200m	1000m	800m	600m	400m	200m					
Section Times	1:30.07 [6] (0:08.03)	1:22.04 [5] (0:11.19)	1:10.85 [5] (0:11.54)	0:59.31 [5] (0:11.71)	0:47.60 [5] (0:11.76)	0:35.84 [6] (0:11.82)	0:24.02 [6] (0:11.77)	0:12.25 [5] (0:12.25)					
Average Speed [km/h]	44.8	64.3	62.3	60.9	61.3	61.6	61.4	58.8					
Top Speed [km/h]	61.3	65.7	63.3	62.3	61.8	63.1	62.5	60.5					
Avg. Dist. to Rail [m]	2.6	3.0	1.9	1.0	1.1	1.7	2.3	3.4					
Avg. Stride Freq. [Hz]	2.1	2.3	2.3	2.3	2.3	2.3	2.4	2.3					
Avg. Stride Length [m]	5.8	7.8	7.6	7.4	7.5	7.4	7.2	7.1					



- [] Ranking at each section and finish
- .-.- No data available at this section
- NA No data available



Horse/Jockey Name	Forseti
Final Rank	7
Fastest Section Time (Section)	0:08.14 (Overall)
Top Speed [km/h] (Section)	66.7 (1400m)
Race State	Finished



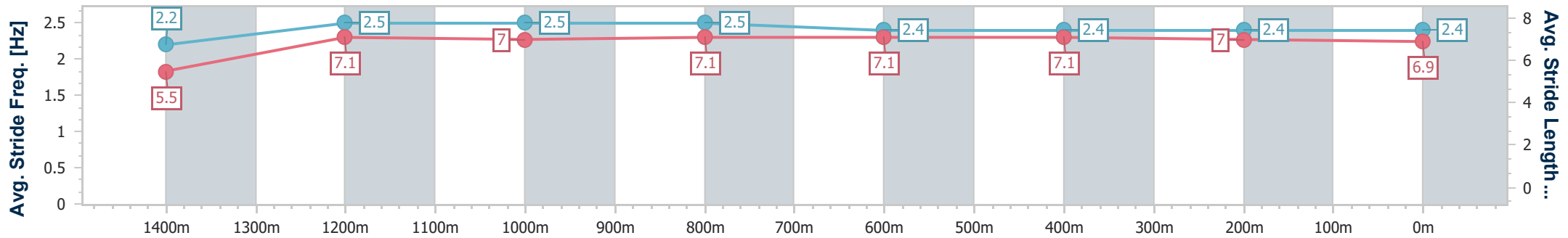
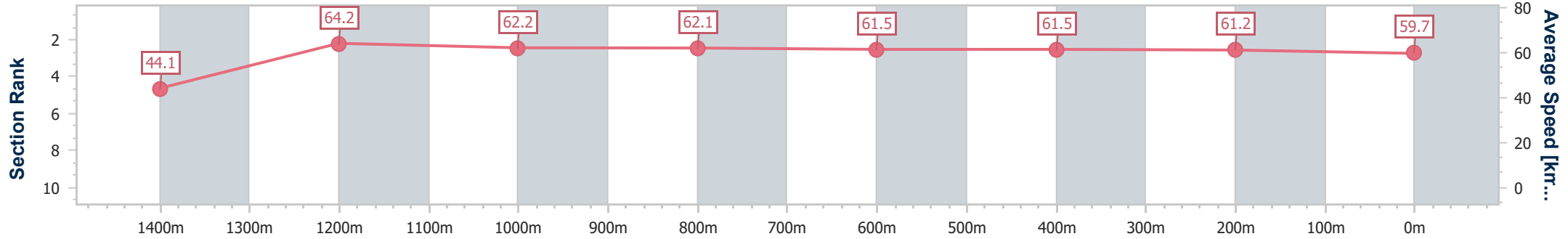
Ladbrokes Cannon Park QLD Professional
Race 5: THE LILYBANK STRATFORD BENCHMARK 65
Handicap - 1500m

08 January 2024 - 15:37

Track Rating: Soft 5, Weather: Fine, Rail Position: True



Section	Overall	1400m	1200m	1000m	800m	600m	400m	200m
Section Times	1:30.08 [7] (0:08.14)	1:21.94 [7] (0:11.21)	1:10.73 [6] (0:11.60)	0:59.13 [6] (0:11.60)	0:47.53 [6] (0:11.69)	0:35.84 [7] (0:11.88)	0:23.96 [7] (0:11.93)	0:12.03 [7] (0:12.03)
Average Speed [km/h]	44.1	64.2	62.2	62.1	61.5	61.5	61.2	59.7
Top Speed [km/h]	60.4	66.7	65.7	62.7	62.2	62.6	62.0	61.7
Avg. Dist. to Rail [m]	1.0	0.5	0.5	0.5	1.6	2.4	6.7	9.3
Avg. Stride Freq. [Hz]	2.2	2.5	2.5	2.5	2.4	2.4	2.4	2.4
Avg. Stride Length [m]	5.5	7.1	7.0	7.1	7.1	7.1	7.0	6.9



- [] Ranking at each section and finish
- .-.- No data available at this section
- NA No data available



Horse/Jockey Name	Acctories
Final Rank	8
Fastest Section Time (Section)	0:07.87 (Overall)
Top Speed [km/h] (Section)	66.2 (1400m)
Race State	Finished



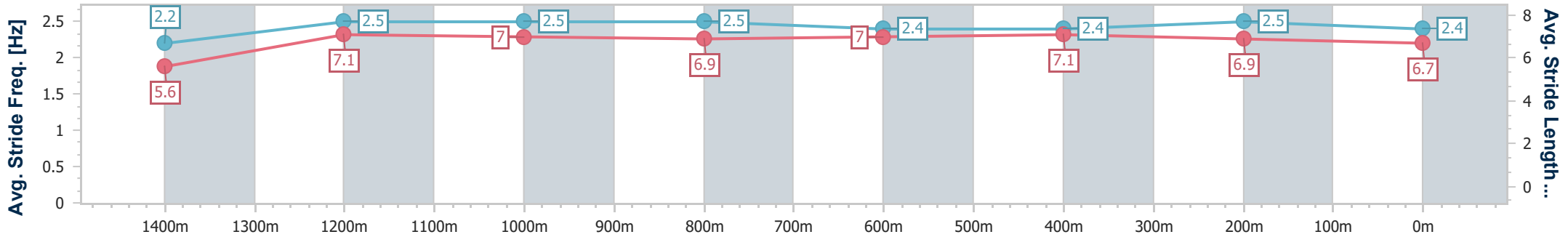
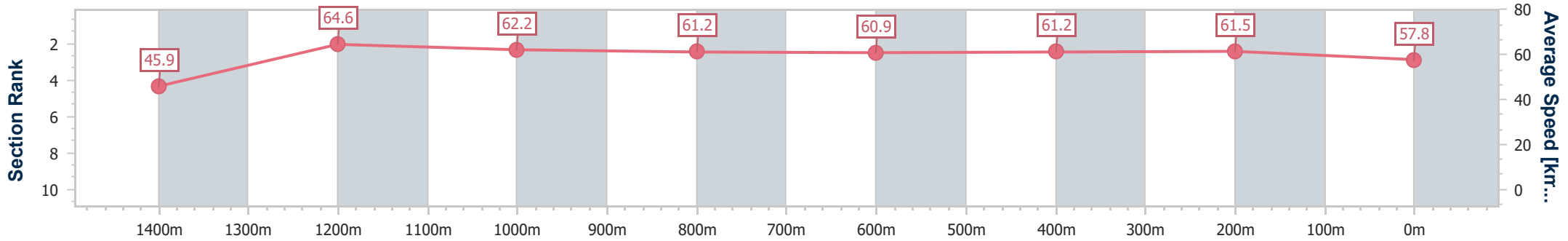
Ladbrokes Cannon Park QLD Professional
Race 5: THE LILYBANK STRATFORD BENCHMARK 65
Handicap - 1500m

08 January 2024 - 15:37

Track Rating: Soft 5, Weather: Fine, Rail Position: True



Section	Overall	1400m	1200m	1000m	800m	600m	400m	200m					
Section Times	1:30.11 [8] (0:07.87)	1:22.24 [3] (0:11.14)	1:11.10 [3] (0:11.50)	0:59.60 [3] (0:11.65)	0:47.95 [3] (0:11.83)	0:36.12 [4] (0:11.86)	0:24.26 [4] (0:11.83)	0:12.43 [3] (0:12.43)					
Average Speed [km/h]	45.9	64.6	62.2	61.2	60.9	61.2	61.5	57.8					
Top Speed [km/h]	61.7	66.2	64.3	62.7	61.5	62.1	61.9	60.0					
Avg. Dist. to Rail [m]	0.6	0.6	0.9	1.1	0.5	1.3	4.0	6.1					
Avg. Stride Freq. [Hz]	2.2	2.5	2.5	2.5	2.4	2.4	2.5	2.4					
Avg. Stride Length [m]	5.6	7.1	7.0	6.9	7.0	7.1	6.9	6.7					



- [] Ranking at each section and finish
- .-.- No data available at this section
- NA No data available



Horse/Jockey Name	Joe's Giggle
Final Rank	9
Fastest Section Time (Section)	0:08.11 (Overall)
Top Speed [km/h] (Section)	65.3 (1400m)
Race State	Finished



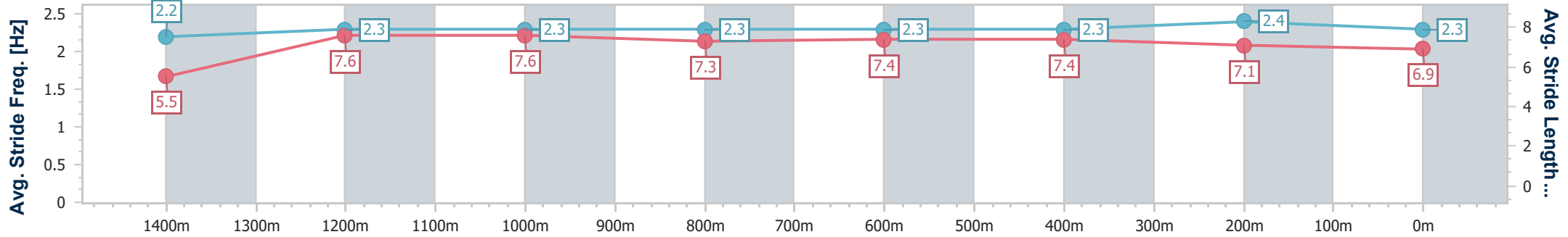
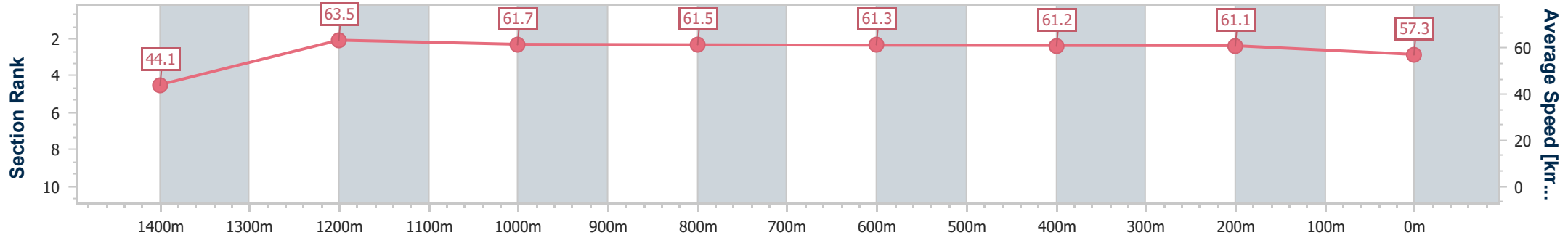
Ladbrokes Cannon Park QLD Professional
Race 5: THE LILYBANK STRATFORD BENCHMARK 65
Handicap - 1500m

08 January 2024 - 15:37

Track Rating: Soft 5, Weather: Fine, Rail Position: True



Section	Overall	1400m	1200m	1000m	800m	600m	400m	200m
Section Times	1:30.68 [9] (0:08.11)	1:22.57 [6] (0:11.32)	1:11.25 [7] (0:11.64)	0:59.61 [7] (0:11.59)	0:48.02 [8] (0:11.77)	0:36.25 [8] (0:11.82)	0:24.43 [8] (0:11.85)	0:12.58 [8] (0:12.58)
Average Speed [km/h]	44.1	63.5	61.7	61.5	61.3	61.2	61.1	57.3
Top Speed [km/h]	59.5	65.3	64.4	62.4	62.0	62.1	62.6	60.5
Avg. Dist. to Rail [m]	0.4	1.5	1.4	1.3	0.8	1.3	3.1	5.3
Avg. Stride Freq. [Hz]	2.2	2.3	2.3	2.3	2.3	2.3	2.4	2.3
Avg. Stride Length [m]	5.5	7.6	7.6	7.3	7.4	7.4	7.1	6.9



- [] Ranking at each section and finish
- .-.- No data available at this section
- NA No data available



Horse/Jockey Name	Loburn Lass
Final Rank	10
Fastest Section Time (Section)	0:07.68 (Overall)
Top Speed [km/h] (Section)	65.7 (1400m)
Race State	Finished

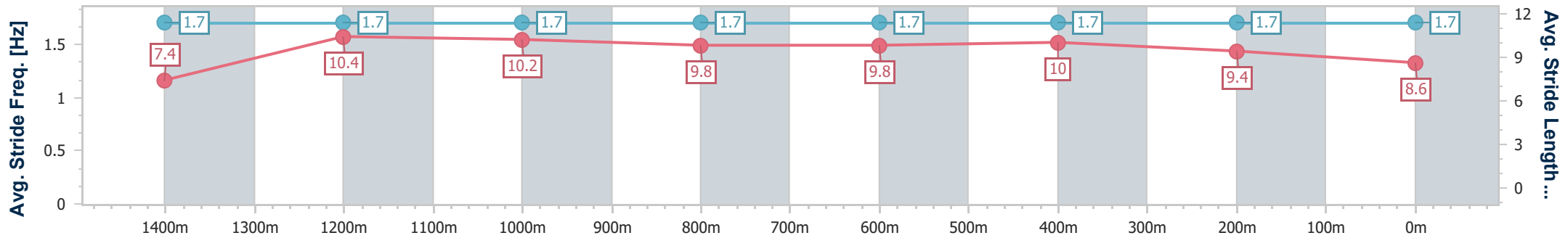
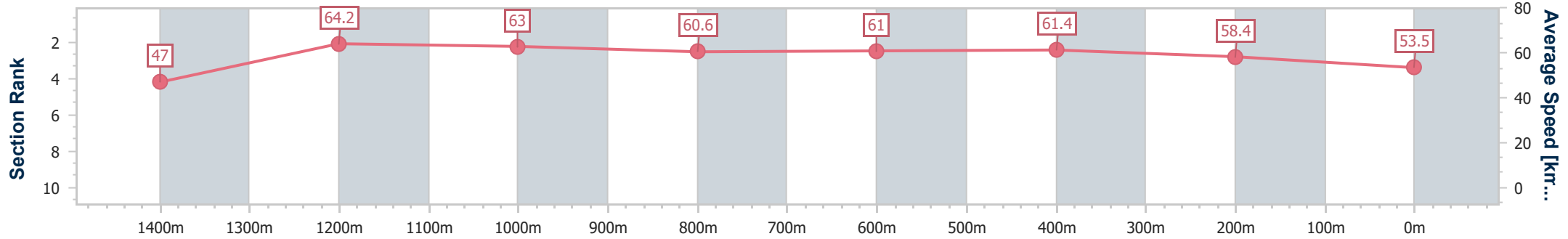


Ladbrokes Cannon Park QLD Professional
 Race 5: THE LILYBANK STRATFORD BENCHMARK 65
 Handicap - 1500m
 08 January 2024 - 15:37



Track Rating: Soft 5, Weather: Fine, Rail Position: True

Section	Overall	1400m	1200m	1000m	800m	600m	400m	200m					
Section Times	1:31.37 [10] (0:07.68)	1:23.69 [1] (0:11.19)	1:12.50 [1] (0:11.31)	1:01.19 [1] (0:11.72)	0:49.47 [1] (0:11.81)	0:37.66 [1] (0:11.84)	0:25.82 [2] (0:12.36)	0:13.46 [6] (0:13.46)					
Average Speed [km/h]	47.0	64.2	63.0	60.6	61.0	61.4	58.4	53.5					
Top Speed [km/h]	61.5	65.7	63.6	61.4	62.0	63.3	59.9	57.3					
Avg. Dist. to Rail [m]	0.6	2.5	2.1	2.2	0.3	1.2	2.1	2.6					
Avg. Stride Freq. [Hz]	1.7	1.7	1.7	1.7	1.7	1.7	1.7	1.7					
Avg. Stride Length [m]	7.4	10.4	10.2	9.8	9.8	10.0	9.4	8.6					



- [] Ranking at each section and finish
- .-.- No data available at this section
- NA No data available



Horse/Jockey Name	Zouhope
Final Rank	3
Fastest Section Time (Section)	--:--
Top Speed [km/h] (Section)	--
Race State	DidNotTrack



Ladbrokes Cannon Park QLD Professional
 Race 5: THE LILYBANK STRATFORD BENCHMARK 65
 Handicap - 1500m

08 January 2024 - 15:37

Track Rating: Soft 5, Weather: Fine, Rail Position: True



Section	Overall	1400m	1200m	1000m	800m	600m	400m	200m					
Section Times	--:--	--:--	--:--	--:--	--:--	--:--	--:--	--:--					
Average Speed [km/h]	--	--	--	--	--	--	--	--					
Top Speed [km/h]	--	--	--	--	--	--	--	--					
Avg. Dist. to Rail [m]	--	--	--	--	--	--	--	--					
Avg. Stride Freq. [Hz]	--	--	--	--	--	--	--	--					
Avg. Stride Length [m]	--	--	--	--	--	--	--	--					

[] Ranking at each section and finish
 --:-- No data available at this section
 NA No data available



Horse/Jockey Name	Nebaraz
Final Rank	1
Fastest Section Time (Section)	-:--:--
Top Speed [km/h] (Section)	--:--
Race State	DidNotTrack



Ladbrokes Cannon Park QLD Professional
 Race 5: THE LILYBANK STRATFORD BENCHMARK 65
 Handicap - 1500m

08 January 2024 - 15:37

Track Rating: Soft 5, Weather: Fine, Rail Position: True



Section	Overall	1400m	1200m	1000m	800m	600m	400m	200m					
Section Times	-:--:--	-:--:--	-:--:--	-:--:--	-:--:--	-:--:--	-:--:--	-:--:--	-:--:--				
Average Speed [km/h]	--:--	--:--	--:--	--:--	--:--	--:--	--:--	--:--	--:--				
Top Speed [km/h]	--:--	--:--	--:--	--:--	--:--	--:--	--:--	--:--	--:--				
Avg. Dist. to Rail [m]	--:--	--:--	--:--	--:--	--:--	--:--	--:--	--:--	--:--				
Avg. Stride Freq. [Hz]	--:--	--:--	--:--	--:--	--:--	--:--	--:--	--:--	--:--				
Avg. Stride Length [m]	--:--	--:--	--:--	--:--	--:--	--:--	--:--	--:--	--:--				

[] Ranking at each section and finish
 -:--:-- No data available at this section
 NA No data available