



# Doomben QLD Professional

## Race 3: SKY RACING BENCHMARK 65 Handicap - 1110m

10 January 2024 - 15:23



BRISBANE  
RACING CLUB

Track Rating: Soft 7, Weather: Overcast, Rail Position: +5.5m Entire

Section													Last 600m	
Field Times		Overall	1000m	800m	600m	400m	200m						0:34.08	
		1:04.29 (0:08.38)	0:55.91 (0:10.73)	0:45.18 (0:11.10)	0:34.08 (0:11.10)	0:22.98 (0:11.15)	0:11.83 (0:11.83)							
Rank	TAB	Horse/Jockey	Barrier	Top Speed [km/h]	Fastest Section							Margin	Distance Travelled [m]	
1	11	<b>TIKKA READY</b> Yvette Lewis	5	67.4 1000m	0:08.49 Overall	1:04.29 [1] (0:08.49)	0:55.80 [2] (0:10.81)	0:44.99 [2] (0:11.18)	0:33.81 [2] (0:11.13)	0:22.68 [2] (0:10.93)	0:11.75 [2] (0:11.75)	1:04.29	0:33.81	
2	7	<b>STRAPPARSI</b> Andrew Mallyon	6	68.6 400m	0:08.85 Overall	1:04.50 [2] (0:08.85)	0:55.65 [6] (0:10.93)	0:44.72 [6] (0:11.19)	0:33.53 [6] (0:11.16)	0:22.37 [6] (0:10.74)	0:11.63 [3] (0:11.63)	1.24L	0:33.53	+11
3	4	<b>ISLAND MAGIC</b> Ryan Maloney	7	68.0 400m	0:09.08 Overall	1:04.61 [3] (0:09.08)	0:55.53 [7] (0:10.96)	0:44.57 [7] (0:11.10)	0:33.47 [7] (0:11.00)	0:22.47 [7] (0:10.83)	0:11.64 [5] (0:11.64)	1.85L	0:33.47	+8
4	5	<b>WATERWORLD</b> Michael Cahill	2	66.6 400m	0:08.78 Overall	1:04.63 [4] (0:08.78)	0:55.85 [5] (0:10.99)	0:44.86 [5] (0:11.20)	0:33.66 [5] (0:11.14)	0:22.52 [5] (0:10.88)	0:11.64 [6] (0:11.64)	1.99L	0:33.66	+0
5	9	<b>UNCLE BUD</b> Jake Molloy	3	66.5 1000m	0:08.57 Overall	1:04.88 [5] (0:08.57)	0:56.31 [4] (0:11.01)	0:45.30 [4] (0:11.11)	0:34.19 [3] (0:11.08)	0:23.11 [3] (0:11.11)	0:12.00 [4] (0:12.00)	3.47L	0:34.19	+5
6	8	<b>THE LIONS' GATE</b> Brodie Loy	11	69.4 1000m	0:08.38 Overall	1:04.95 [6] (0:08.38)	0:56.57 [1] (0:10.73)	0:45.84 [1] (0:11.10)	0:34.74 [1] (0:11.10)	0:23.64 [1] (0:11.15)	0:12.49 [1] (0:12.49)	3.85L	0:34.74	+3
7	3	<b>BETTER BE NORDY</b> Robbie Dolan	1	67.1 1000m	0:08.54 Overall	1:05.04 [7] (0:08.54)	0:56.50 [3] (0:10.97)	0:45.53 [3] (0:11.34)	0:34.19 [4] (0:11.13)	0:23.06 [4] (0:11.03)	0:12.03 [7] (0:12.03)	4.39L	0:34.19	+5

Scratched: Dirty Dancing (#10), Enabler (#6), Air Marshal (#1), Bauhinia Rock (#2)



Horse/Jockey Name	Tikka Ready
Final Rank	1
Fastest Section Time (Section)	0:08.49 (Overall)
Top Speed [km/h] (Section)	67.4 (1000m)
Race State	Finished



Doomben QLD Professional

Race 3: SKY RACING BENCHMARK 65 Handicap - 1110m

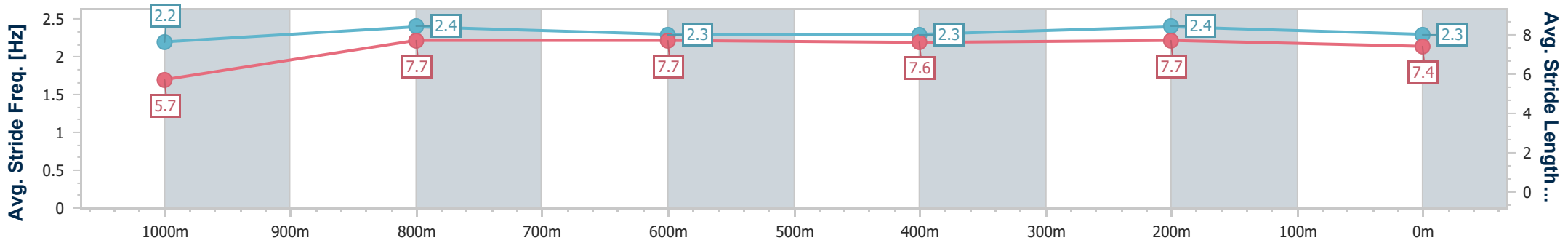
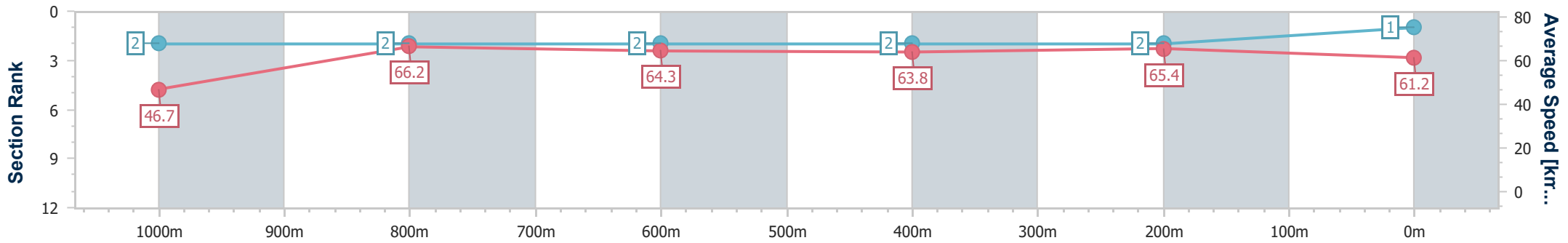
10 January 2024 - 15:23

Track Rating: Soft 7, Weather: Overcast, Rail Position: +5.5m Entire



BRISBANE RACING CLUB

Section	Overall	1000m	800m	600m	400m	200m
Section Times	1:04.29 [1] (0:08.49)	0:55.80 [2] (0:10.81)	0:44.99 [2] (0:11.18)	0:33.81 [2] (0:11.13)	0:22.68 [2] (0:10.93)	0:11.75 [2] (0:11.75)
Average Speed [km/h]	46.7	66.2	64.3	63.8	65.4	61.2
Top Speed [km/h]	65.4	67.4	65.6	66.0	66.1	64.3
Avg. Dist. to Rail [m]	1.9	0.9	0.8	1.8	2.4	0.5
Avg. Stride Freq. [Hz]	2.2	2.4	2.3	2.3	2.4	2.3
Avg. Stride Length [m]	5.7	7.7	7.7	7.6	7.7	7.4



- [ ] Ranking at each section and finish
- .-.- No data available at this section
- NA No data available



Horse/Jockey Name	Strapparsi
Final Rank	2
Fastest Section Time (Section)	0:08.85 (Overall)
Top Speed [km/h] (Section)	68.6 (400m)
Race State	Finished



Doomben QLD Professional

Race 3: SKY RACING BENCHMARK 65 Handicap - 1110m

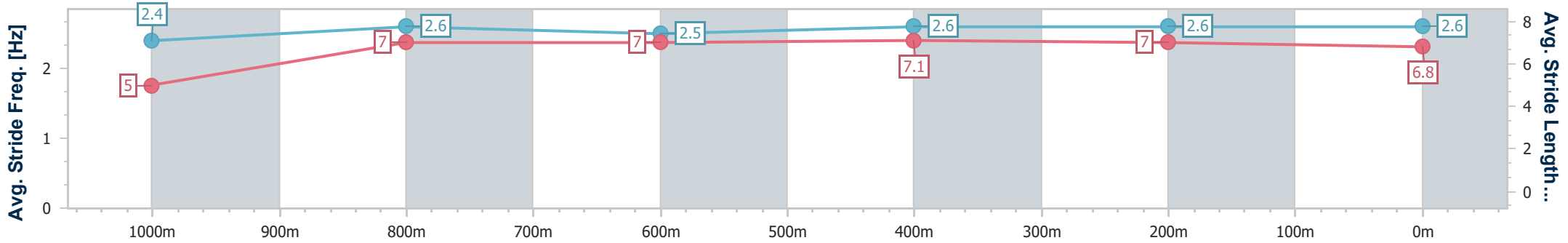
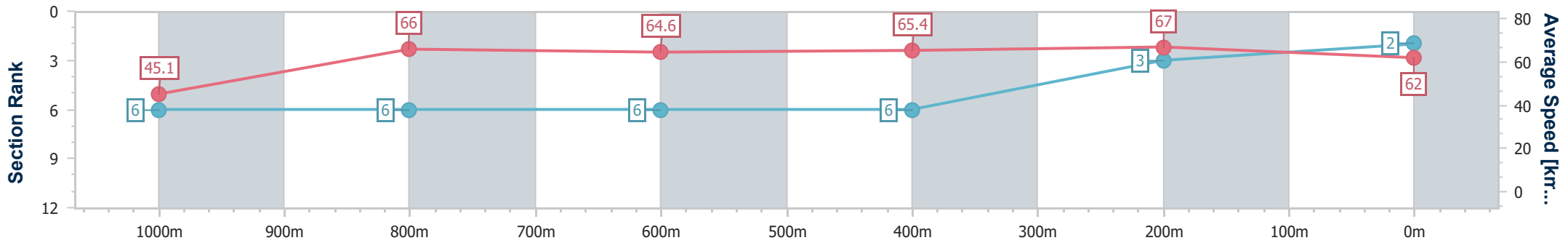
10 January 2024 - 15:23

Track Rating: Soft 7, Weather: Overcast, Rail Position: +5.5m Entire



BRISBANE RACING CLUB

Section	Overall	1000m	800m	600m	400m	200m
Section Times	1:04.50 [2] (0:08.85)	0:55.65 [6] (0:10.93)	0:44.72 [6] (0:11.19)	0:33.53 [6] (0:11.16)	0:22.37 [6] (0:10.74)	0:11.63 [3] (0:11.63)
Average Speed [km/h]	45.1	66.0	64.6	65.4	67.0	62.0
Top Speed [km/h]	63.5	67.2	66.9	67.2	68.6	65.8
Avg. Dist. to Rail [m]	3.5	0.7	1.3	2.1	1.3	1.9
Avg. Stride Freq. [Hz]	2.4	2.6	2.5	2.6	2.6	2.6
Avg. Stride Length [m]	5.0	7.0	7.0	7.1	7.0	6.8



- [ ] Ranking at each section and finish
- .-.- No data available at this section
- NA No data available



Horse/Jockey Name	Island Magic
Final Rank	3
Fastest Section Time (Section)	0:09.08 (Overall)
Top Speed [km/h] (Section)	68.0 (400m)
Race State	Finished



Doomben QLD Professional

Race 3: SKY RACING BENCHMARK 65 Handicap - 1110m

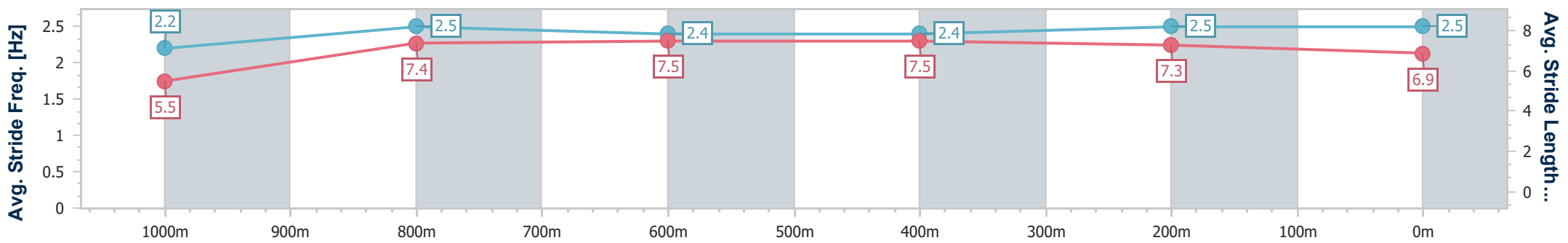
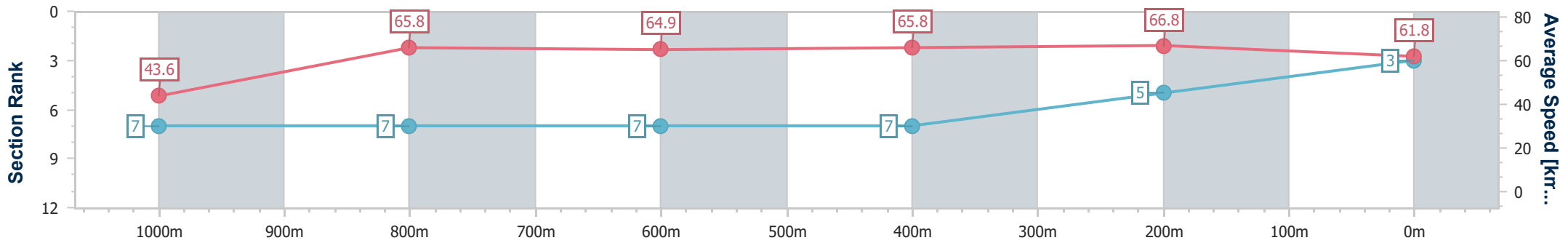
10 January 2024 - 15:23

Track Rating: Soft 7, Weather: Overcast, Rail Position: +5.5m Entire



BRISBANE RACING CLUB

Section	Overall	1000m	800m	600m	400m	200m
Section Times	1:04.61 [3] (0:09.08)	0:55.53 [7] (0:10.96)	0:44.57 [7] (0:11.10)	0:33.47 [7] (0:11.00)	0:22.47 [7] (0:10.83)	0:11.64 [5] (0:11.64)
Average Speed [km/h]	43.6	65.8	64.9	65.8	66.8	61.8
Top Speed [km/h]	62.2	66.9	67.5	66.9	68.0	65.2
Avg. Dist. to Rail [m]	3.5	0.4	0.6	0.7	3.5	4.7
Avg. Stride Freq. [Hz]	2.2	2.5	2.4	2.4	2.5	2.5
Avg. Stride Length [m]	5.5	7.4	7.5	7.5	7.3	6.9



- [ ] Ranking at each section and finish
- .-.- No data available at this section
- NA No data available



Horse/Jockey Name	Waterworld
Final Rank	4
Fastest Section Time (Section)	0:08.78 (Overall)
Top Speed [km/h] (Section)	66.6 (400m)
Race State	Finished



Doomben QLD Professional

Race 3: SKY RACING BENCHMARK 65 Handicap - 1110m

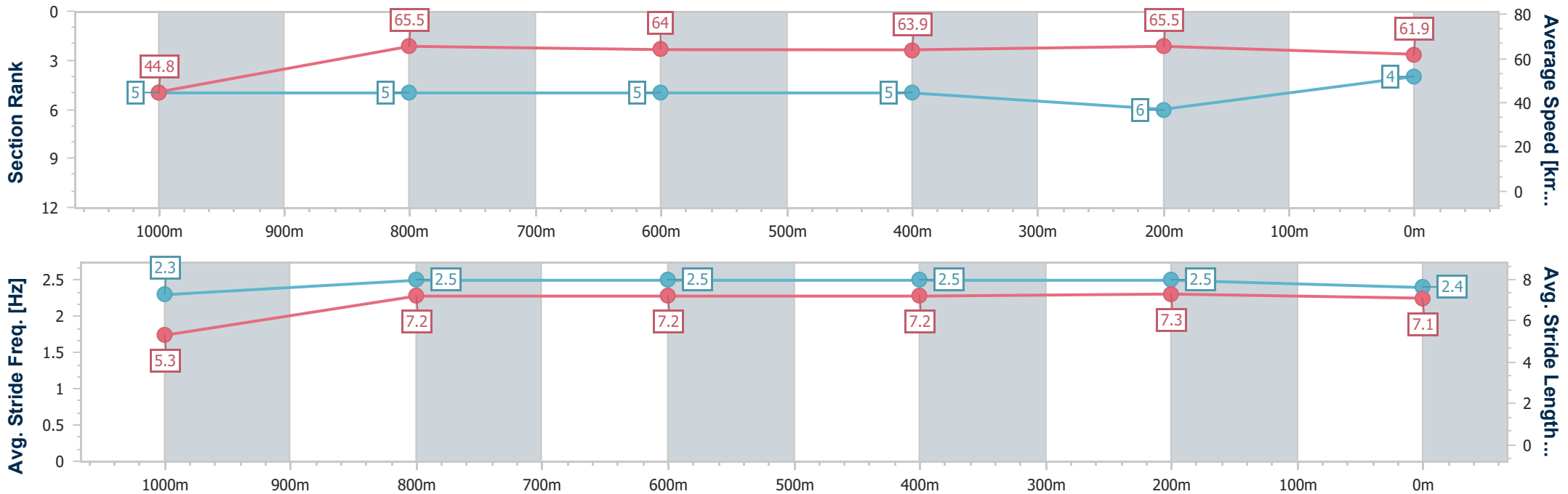
10 January 2024 - 15:23

Track Rating: Soft 7, Weather: Overcast, Rail Position: +5.5m Entire



BRISBANE RACING CLUB

Section	Overall	1000m	800m	600m	400m	200m
Section Times	1:04.63 [4] (0:08.78)	0:55.85 [5] (0:10.99)	0:44.86 [5] (0:11.20)	0:33.66 [5] (0:11.14)	0:22.52 [5] (0:10.88)	0:11.64 [6] (0:11.64)
Average Speed [km/h]	44.8	65.5	64.0	63.9	65.5	61.9
Top Speed [km/h]	63.2	66.6	66.1	65.5	66.6	66.4
Avg. Dist. to Rail [m]	1.2	0.5	0.8	2.3	2.4	1.9
Avg. Stride Freq. [Hz]	2.3	2.5	2.5	2.5	2.5	2.4
Avg. Stride Length [m]	5.3	7.2	7.2	7.2	7.3	7.1



- [ ] Ranking at each section and finish
- .-.- No data available at this section
- NA No data available



Horse/Jockey Name	Uncle Bud
Final Rank	5
Fastest Section Time (Section)	0:08.57 (Overall)
Top Speed [km/h] (Section)	66.5 (1000m)
Race State	Finished



Doomben QLD Professional

Race 3: SKY RACING BENCHMARK 65 Handicap - 1110m

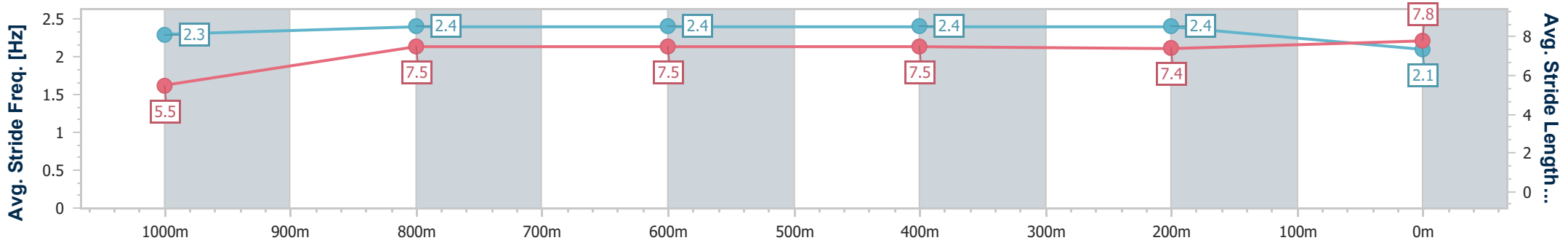
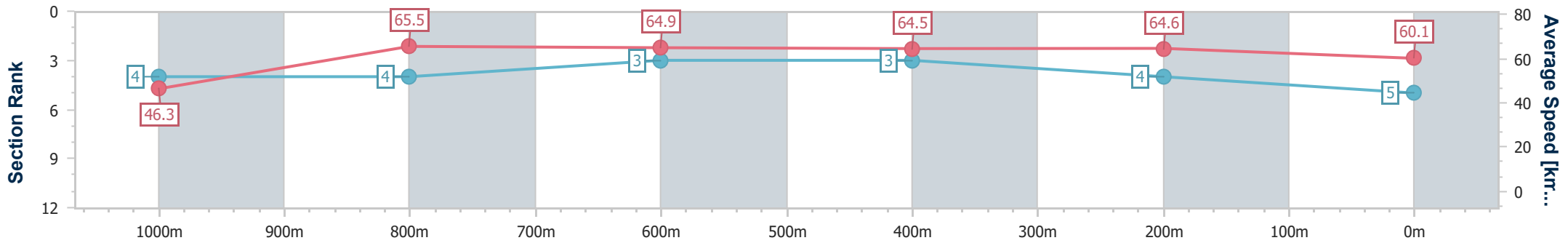
10 January 2024 - 15:23

Track Rating: Soft 7, Weather: Overcast, Rail Position: +5.5m Entire



BRISBANE RACING CLUB

Section	Overall	1000m	800m	600m	400m	200m
Section Times	1:04.88 [5] (0:08.57)	0:56.31 [4] (0:11.01)	0:45.30 [4] (0:11.11)	0:34.19 [3] (0:11.08)	0:23.11 [3] (0:11.11)	0:12.00 [4] (0:12.00)
Average Speed [km/h]	46.3	65.5	64.9	64.5	64.6	60.1
Top Speed [km/h]	62.9	66.5	66.2	65.4	65.6	65.3
Avg. Dist. to Rail [m]	2.0	0.5	0.3	1.1	0.7	1.2
Avg. Stride Freq. [Hz]	2.3	2.4	2.4	2.4	2.4	2.1
Avg. Stride Length [m]	5.5	7.5	7.5	7.5	7.4	7.8



- [ ] Ranking at each section and finish
- .-.- No data available at this section
- NA No data available



Horse/Jockey Name	The Lions' Gate
Final Rank	6
Fastest Section Time (Section)	0:08.38 (Overall)
Top Speed [km/h] (Section)	69.4 (1000m)
Race State	Finished



Doomben QLD Professional

Race 3: SKY RACING BENCHMARK 65 Handicap - 1110m

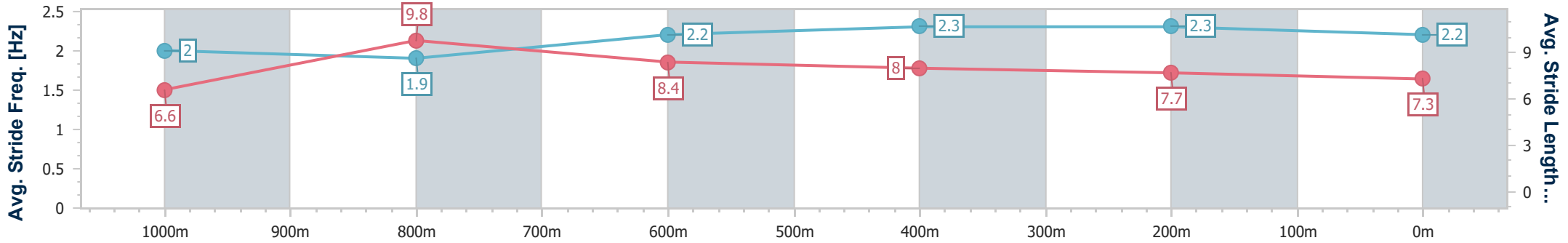
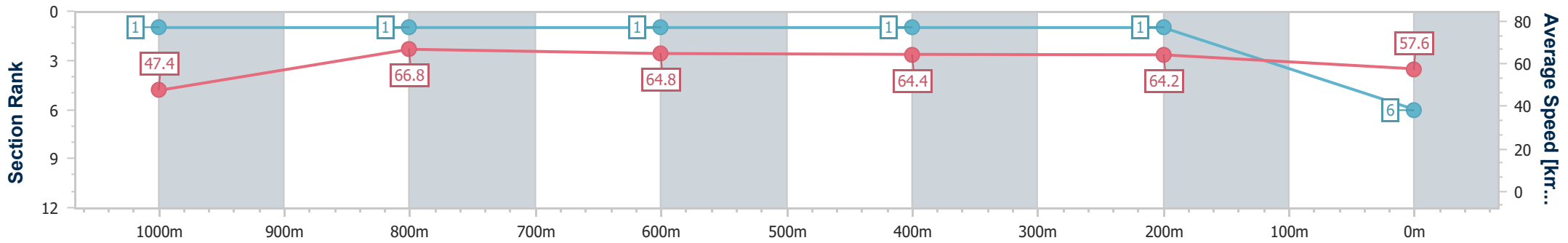
10 January 2024 - 15:23

Track Rating: Soft 7, Weather: Overcast, Rail Position: +5.5m Entire



BRISBANE RACING CLUB

Section	Overall	1000m	800m	600m	400m	200m
Section Times	1:04.95 [6] (0:08.38)	0:56.57 [1] (0:10.73)	0:45.84 [1] (0:11.10)	0:34.74 [1] (0:11.10)	0:23.64 [1] (0:11.15)	0:12.49 [1] (0:12.49)
Average Speed [km/h]	47.4	66.8	64.8	64.4	64.2	57.6
Top Speed [km/h]	67.5	69.4	66.1	65.6	66.1	61.8
Avg. Dist. to Rail [m]	5.3	1.1	0.4	1.1	2.3	1.6
Avg. Stride Freq. [Hz]	2.0	1.9	2.2	2.3	2.3	2.2
Avg. Stride Length [m]	6.6	9.8	8.4	8.0	7.7	7.3



- [ ] Ranking at each section and finish
- .-.- No data available at this section
- NA No data available



Horse/Jockey Name	Better Be Nordy
Final Rank	7
Fastest Section Time (Section)	0:08.54 (Overall)
Top Speed [km/h] (Section)	67.1 (1000m)
Race State	Finished



Doomben QLD Professional

Race 3: SKY RACING BENCHMARK 65 Handicap - 1110m

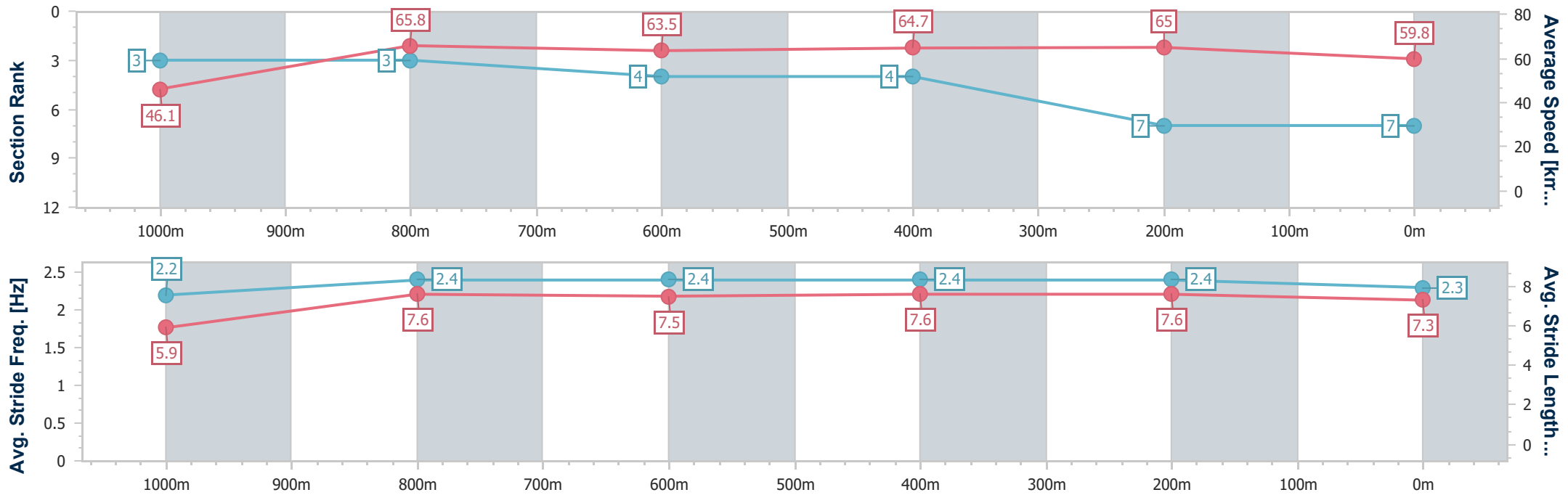
10 January 2024 - 15:23

Track Rating: Soft 7, Weather: Overcast, Rail Position: +5.5m Entire



BRISBANE RACING CLUB

Section	Overall	1000m	800m	600m	400m	200m
Section Times	1:05.04 [7] (0:08.54)	0:56.50 [3] (0:10.97)	0:45.53 [3] (0:11.34)	0:34.19 [4] (0:11.13)	0:23.06 [4] (0:11.03)	0:12.03 [7] (0:12.03)
Average Speed [km/h]	46.1	65.8	63.5	64.7	65.0	59.8
Top Speed [km/h]	65.1	67.1	66.2	66.4	66.3	63.7
Avg. Dist. to Rail [m]	0.8	0.7	0.8	1.5	2.1	1.0
Avg. Stride Freq. [Hz]	2.2	2.4	2.4	2.4	2.4	2.3
Avg. Stride Length [m]	5.9	7.6	7.5	7.6	7.6	7.3



- [ ] Ranking at each section and finish
- .-.- No data available at this section
- NA No data available