



Doomben QLD Professional

Race 6: XXXX GOLD BENCHMARK 72 Handicap - 1200m

10 January 2024 - 17:11



BRISBANE
RACING CLUB

Track Rating: Soft 6, Weather: Overcast, Rail Position: +5.5m Entire

Section												Last 600m		
Field Times		Overall	1000m	800m	600m	400m	200m						0:34.79	
		1:10.39 (0:13.30)	0:57.09 (0:10.84)	0:46.25 (0:11.46)	0:34.79 (0:11.50)	0:23.29 (0:11.34)	0:11.95 (0:11.95)							
Rank	TAB	Horse/Jockey	Barrier	Top Speed [km/h]	Fastest Section							Margin	Distance Travelled [m]	
1	2	BRENTWOOD James Orman	4	67.2 1000m	0:10.94 1000m	1:10.39 [1] (0:13.59)	0:56.80 [5] (0:10.94)	0:45.86 [5] (0:11.41)	0:34.45 [5] (0:11.39)	0:23.06 [5] (0:11.11)	0:11.95 [1] (0:11.95)	1:10.39	0:34.45	
2	8	SURFERS ROYALE Damien Thornton	2	67.9 Overall	0:10.85 1000m	1:10.72 [2] (0:13.35)	0:57.37 [2] (0:10.85)	0:46.52 [2] (0:11.40)	0:35.12 [1] (0:11.50)	0:23.62 [1] (0:11.34)	0:12.28 [2] (0:12.28)	1.96L	0:35.12	+4
3	5	MAJORELLE Brodie Loy	10	67.7 1000m	0:10.89 1000m	1:10.88 [3] (0:13.67)	0:57.21 [6] (0:10.89)	0:46.32 [6] (0:11.39)	0:34.93 [6] (0:11.52)	0:23.41 [6] (0:11.20)	0:12.21 [5] (0:12.21)	2.86L	0:34.93	+6
4	3	I PROMISE YOU Martin Harley	8	69.6 1000m	0:10.84 1000m	1:10.94 [4] (0:13.30)	0:57.64 [1] (0:10.84)	0:46.80 [1] (0:11.51)	0:35.29 [2] (0:11.57)	0:23.72 [3] (0:11.36)	0:12.36 [3] (0:12.36)	3.23L	0:35.29	+3
5	7	PERFECT ENCOUNTER Angela Jones	5	68.0 400m	0:11.07 1000m	1:11.07 [5] (0:13.80)	0:57.27 [7] (0:11.07)	0:46.20 [7] (0:11.34)	0:34.86 [7] (0:11.58)	0:23.28 [7] (0:11.37)	0:11.91 [7] (0:11.91)	3.98L	0:34.86	-1
6	9	BURNING BELL Andrew Mallyon	1	69.0 1000m	0:10.83 1000m	1:11.23 [6] (0:13.57)	0:57.66 [4] (0:10.83)	0:46.83 [4] (0:11.38)	0:35.45 [4] (0:11.40)	0:24.05 [2] (0:11.49)	0:12.56 [4] (0:12.56)	4.95L	0:35.45	-2
7	4	MAXCALEMMA Ryan Maloney	6	67.5 Overall	0:10.86 1000m	1:14.58 [7] (0:13.37)	1:01.21 [3] (0:10.86)	0:50.35 [3] (0:11.43)	0:38.92 [3] (0:11.63)	0:27.29 [4] (0:11.83)	0:15.46 [6] (0:15.46)	24.62L	0:38.92	+7

Scratched: Invisible Tears (#10), Air Marshal (#1), Espresso Love (#6)



Horse/Jockey Name	Brentwood
Final Rank	1
Fastest Section Time (Section)	0:10.94 (1000m)
Top Speed [km/h] (Section)	67.2 (1000m)
Race State	Finished



Doomben QLD Professional

Race 6: XXXX GOLD BENCHMARK 72 Handicap - 1200m

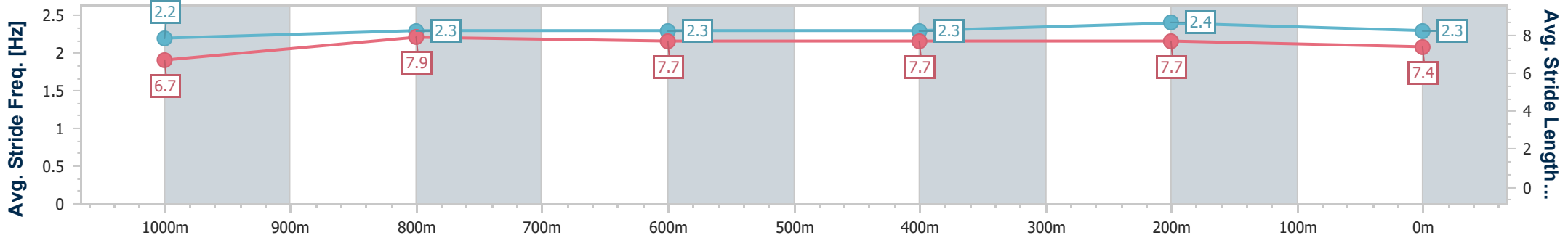
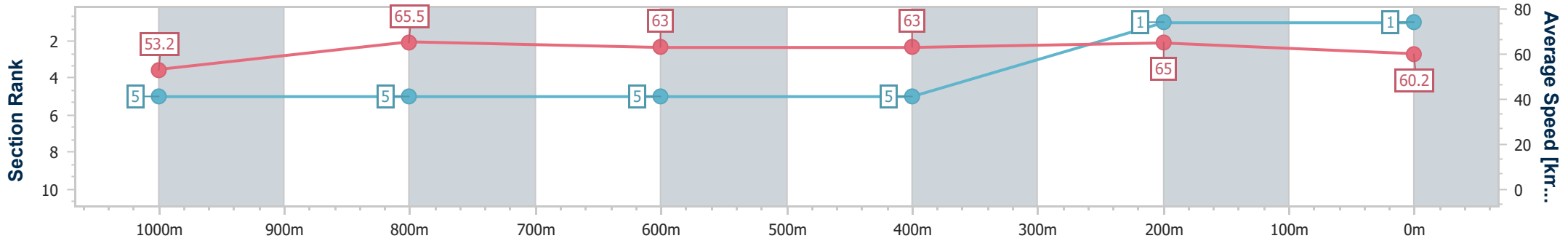
10 January 2024 - 17:11

Track Rating: Soft 6, Weather: Overcast, Rail Position: +5.5m Entire



BRISBANE RACING CLUB

Section	Overall	1000m	800m	600m	400m	200m
Section Times	1:10.39 [1] (0:13.59)	0:56.80 [5] (0:10.94)	0:45.86 [5] (0:11.41)	0:34.45 [5] (0:11.39)	0:23.06 [5] (0:11.11)	0:11.95 [1] (0:11.95)
Average Speed [km/h]	53.2	65.5	63.0	63.0	65.0	60.2
Top Speed [km/h]	66.5	67.2	64.8	64.0	66.2	63.8
Avg. Dist. to Rail [m]	1.7	0.4	0.4	0.5	1.0	2.5
Avg. Stride Freq. [Hz]	2.2	2.3	2.3	2.3	2.4	2.3
Avg. Stride Length [m]	6.7	7.9	7.7	7.7	7.7	7.4



- [] Ranking at each section and finish
- .-.- No data available at this section
- NA No data available



Horse/Jockey Name	Surfers Royale
Final Rank	2
Fastest Section Time (Section)	0:10.85 (1000m)
Top Speed [km/h] (Section)	67.9 (Overall)
Race State	Finished



Doomben QLD Professional

Race 6: XXXX GOLD BENCHMARK 72 Handicap - 1200m

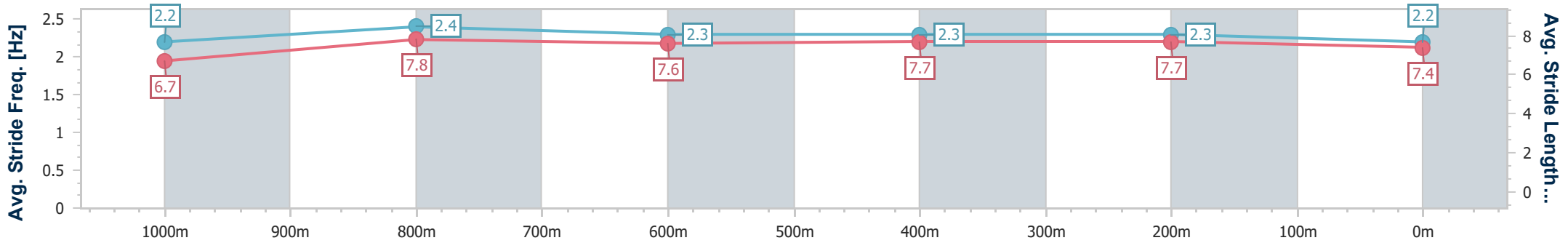
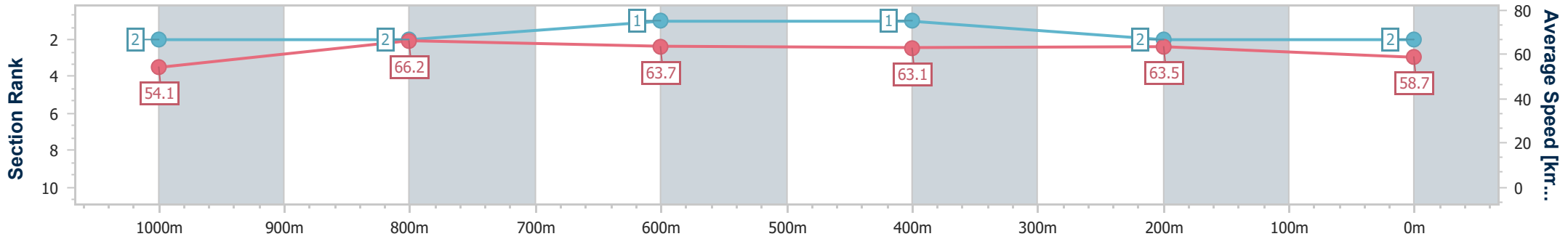
10 January 2024 - 17:11

Track Rating: Soft 6, Weather: Overcast, Rail Position: +5.5m Entire



BRISBANE RACING CLUB

Section	Overall	1000m	800m	600m	400m	200m
Section Times	1:10.72 [2] (0:13.35)	0:57.37 [2] (0:10.85)	0:46.52 [2] (0:11.40)	0:35.12 [1] (0:11.50)	0:23.62 [1] (0:11.34)	0:12.28 [2] (0:12.28)
Average Speed [km/h]	54.1	66.2	63.7	63.1	63.5	58.7
Top Speed [km/h]	67.9	67.5	65.1	64.6	64.3	62.8
Avg. Dist. to Rail [m]	0.6	0.4	1.9	1.5	0.5	0.5
Avg. Stride Freq. [Hz]	2.2	2.4	2.3	2.3	2.3	2.2
Avg. Stride Length [m]	6.7	7.8	7.6	7.7	7.7	7.4



- [] Ranking at each section and finish
- .-.- No data available at this section
- NA No data available



Horse/Jockey Name	Majorelle
Final Rank	3
Fastest Section Time (Section)	0:10.89 (1000m)
Top Speed [km/h] (Section)	67.7 (1000m)
Race State	Finished



Doomben QLD Professional

Race 6: XXXX GOLD BENCHMARK 72 Handicap - 1200m

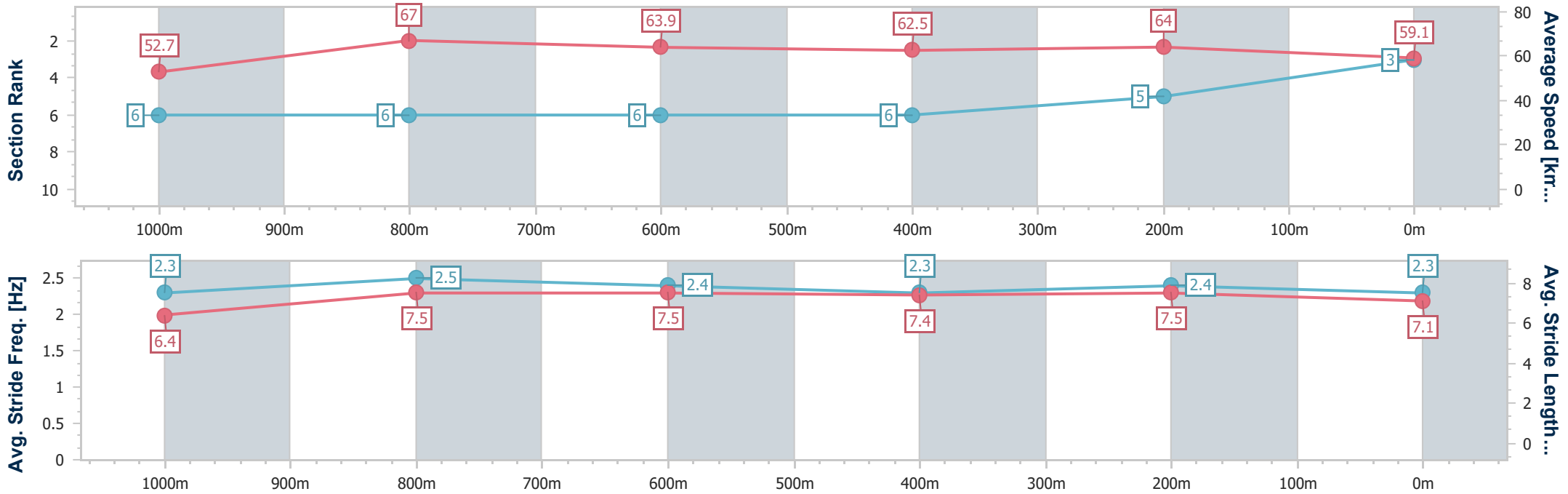
10 January 2024 - 17:11

Track Rating: Soft 6, Weather: Overcast, Rail Position: +5.5m Entire



BRISBANE RACING CLUB

Section	Overall	1000m	800m	600m	400m	200m
Section Times	1:10.88 [3] (0:13.67)	0:57.21 [6] (0:10.89)	0:46.32 [6] (0:11.39)	0:34.93 [6] (0:11.52)	0:23.41 [6] (0:11.20)	0:12.21 [5] (0:12.21)
Average Speed [km/h]	52.7	67.0	63.9	62.5	64.0	59.1
Top Speed [km/h]	67.4	67.7	65.6	63.9	64.6	62.8
Avg. Dist. to Rail [m]	5.9	3.6	2.5	0.9	1.1	1.4
Avg. Stride Freq. [Hz]	2.3	2.5	2.4	2.3	2.4	2.3
Avg. Stride Length [m]	6.4	7.5	7.5	7.4	7.5	7.1



- [] Ranking at each section and finish
- .-.- No data available at this section
- NA No data available



Horse/Jockey Name	I Promise You
Final Rank	4
Fastest Section Time (Section)	0:10.84 (1000m)
Top Speed [km/h] (Section)	69.6 (1000m)
Race State	Finished



Doomben QLD Professional

Race 6: XXXX GOLD BENCHMARK 72 Handicap - 1200m

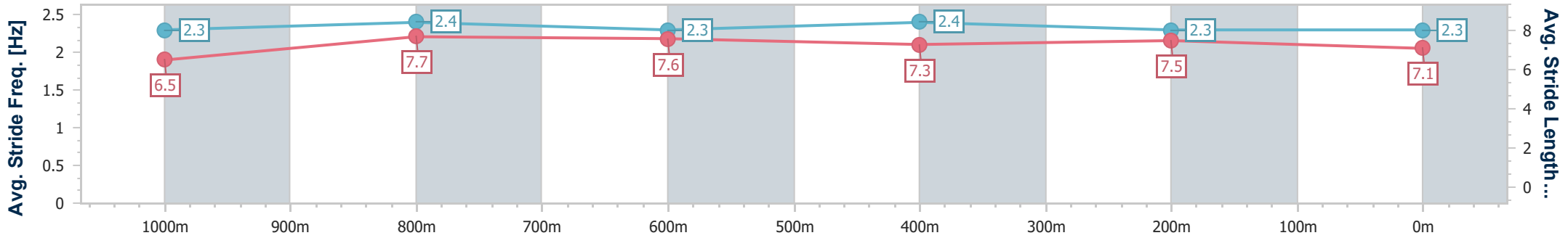
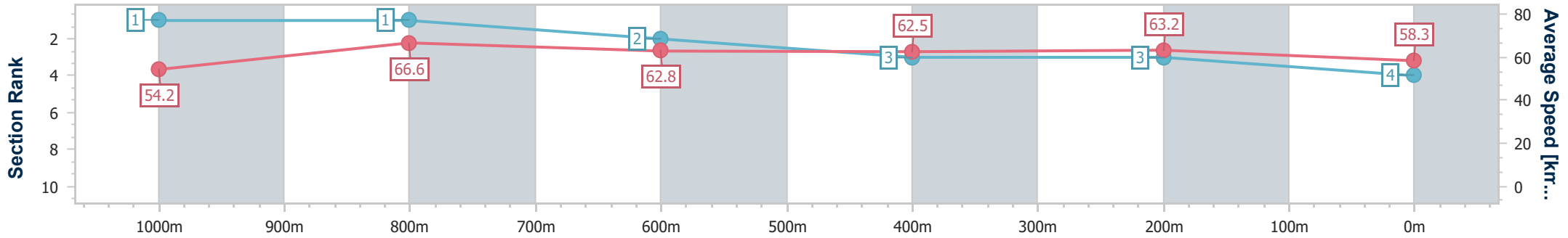
10 January 2024 - 17:11

Track Rating: Soft 6, Weather: Overcast, Rail Position: +5.5m Entire



BRISBANE RACING CLUB

Section	Overall	1000m	800m	600m	400m	200m
Section Times	1:10.94 [4] (0:13.30)	0:57.64 [1] (0:10.84)	0:46.80 [1] (0:11.51)	0:35.29 [2] (0:11.57)	0:23.72 [3] (0:11.36)	0:12.36 [3] (0:12.36)
Average Speed [km/h]	54.2	66.6	62.8	62.5	63.2	58.3
Top Speed [km/h]	69.5	69.6	64.1	63.3	64.3	61.4
Avg. Dist. to Rail [m]	6.0	2.1	1.0	0.8	0.7	2.2
Avg. Stride Freq. [Hz]	2.3	2.4	2.3	2.4	2.3	2.3
Avg. Stride Length [m]	6.5	7.7	7.6	7.3	7.5	7.1



- [] Ranking at each section and finish
- .-.- No data available at this section
- NA No data available



Horse/Jockey Name	Perfect Encounter
Final Rank	5
Fastest Section Time (Section)	0:11.07 (1000m)
Top Speed [km/h] (Section)	68.0 (400m)
Race State	Finished



Doomben QLD Professional

Race 6: XXXX GOLD BENCHMARK 72 Handicap - 1200m

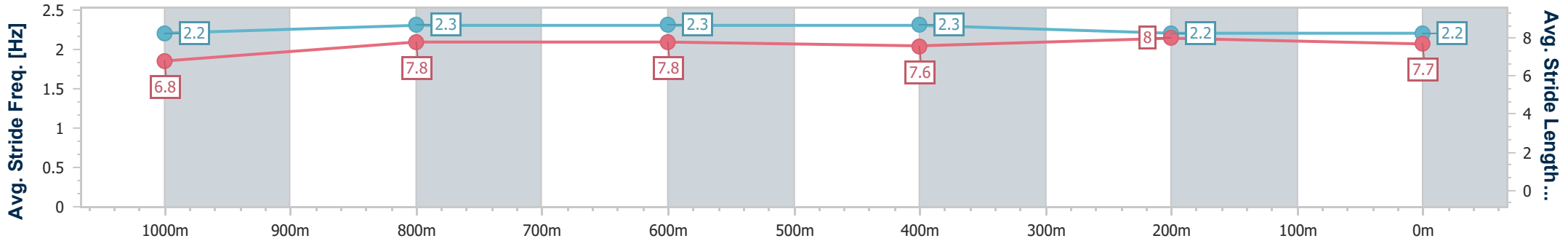
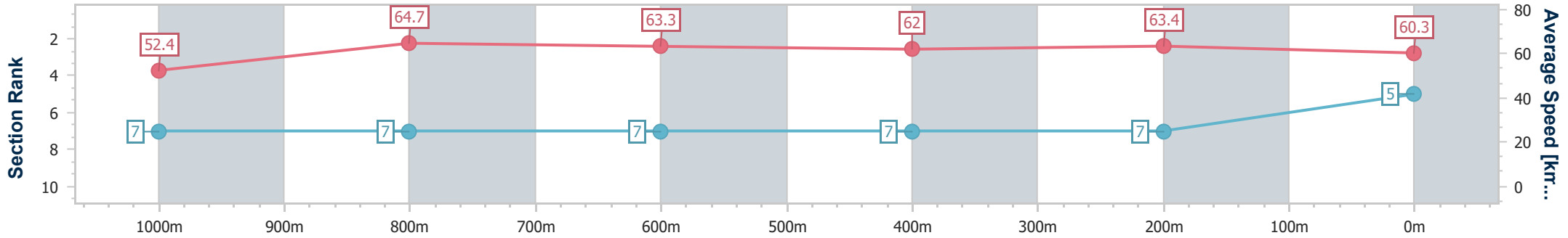
10 January 2024 - 17:11

Track Rating: Soft 6, Weather: Overcast, Rail Position: +5.5m Entire



BRISBANE RACING CLUB

Section	Overall	1000m	800m	600m	400m	200m
Section Times	1:11.07 [5] (0:13.80)	0:57.27 [7] (0:11.07)	0:46.20 [7] (0:11.34)	0:34.86 [7] (0:11.58)	0:23.28 [7] (0:11.37)	0:11.91 [7] (0:11.91)
Average Speed [km/h]	52.4	64.7	63.3	62.0	63.4	60.3
Top Speed [km/h]	66.2	66.0	64.8	62.9	68.0	63.7
Avg. Dist. to Rail [m]	2.6	1.2	0.5	0.3	0.6	1.4
Avg. Stride Freq. [Hz]	2.2	2.3	2.3	2.3	2.2	2.2
Avg. Stride Length [m]	6.8	7.8	7.8	7.6	8.0	7.7



- [] Ranking at each section and finish
- .-.- No data available at this section
- NA No data available



Horse/Jockey Name	Burning Bell
Final Rank	6
Fastest Section Time (Section)	0:10.83 (1000m)
Top Speed [km/h] (Section)	69.0 (1000m)
Race State	Finished



Doomben QLD Professional

Race 6: XXXX GOLD BENCHMARK 72 Handicap - 1200m

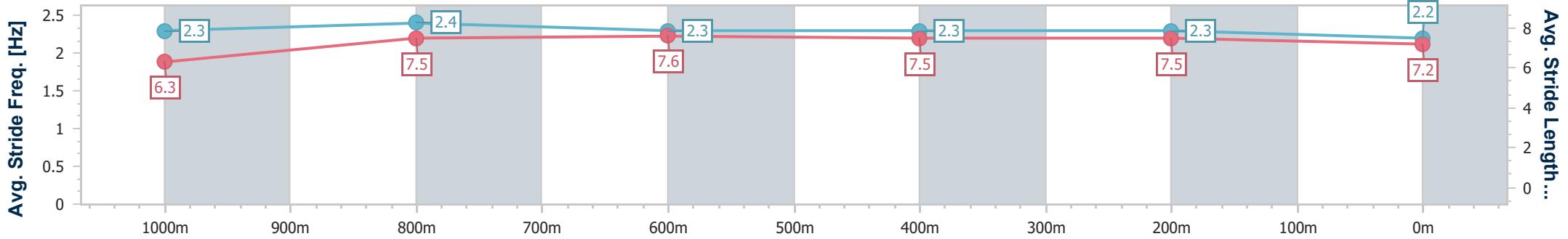
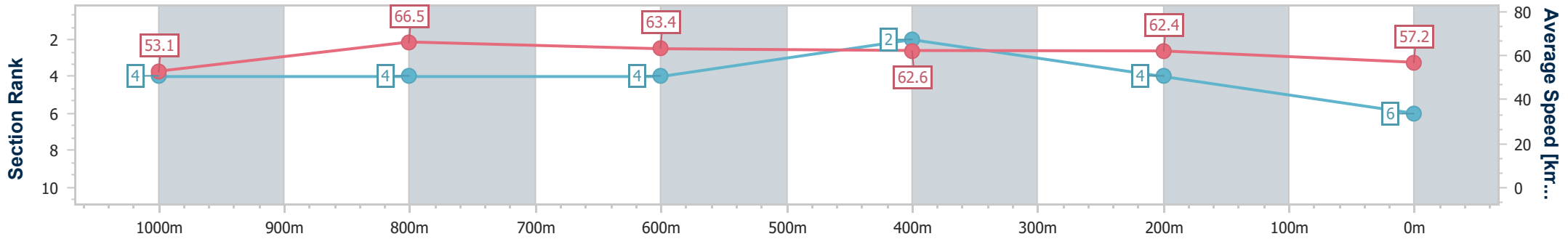
10 January 2024 - 17:11

Track Rating: Soft 6, Weather: Overcast, Rail Position: +5.5m Entire



BRISBANE RACING CLUB

Section	Overall	1000m	800m	600m	400m	200m
Section Times	1:11.23 [6] (0:13.57)	0:57.66 [4] (0:10.83)	0:46.83 [4] (0:11.38)	0:35.45 [4] (0:11.40)	0:24.05 [2] (0:11.49)	0:12.56 [4] (0:12.56)
Average Speed [km/h]	53.1	66.5	63.4	62.6	62.4	57.2
Top Speed [km/h]	68.5	69.0	64.0	62.8	62.9	61.1
Avg. Dist. to Rail [m]	0.3	0.4	0.3	1.1	2.5	2.3
Avg. Stride Freq. [Hz]	2.3	2.4	2.3	2.3	2.3	2.2
Avg. Stride Length [m]	6.3	7.5	7.6	7.5	7.5	7.2



- [] Ranking at each section and finish
- .-.- No data available at this section
- NA No data available



Horse/Jockey Name	Maxcalemma
Final Rank	7
Fastest Section Time (Section)	0:10.86 (1000m)
Top Speed [km/h] (Section)	67.5 (Overall)
Race State	Finished



Doomben QLD Professional

Race 6: XXXX GOLD BENCHMARK 72 Handicap - 1200m

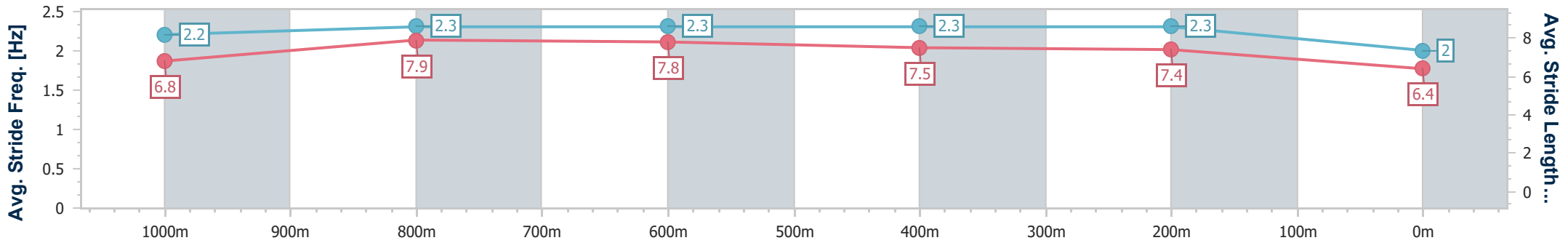
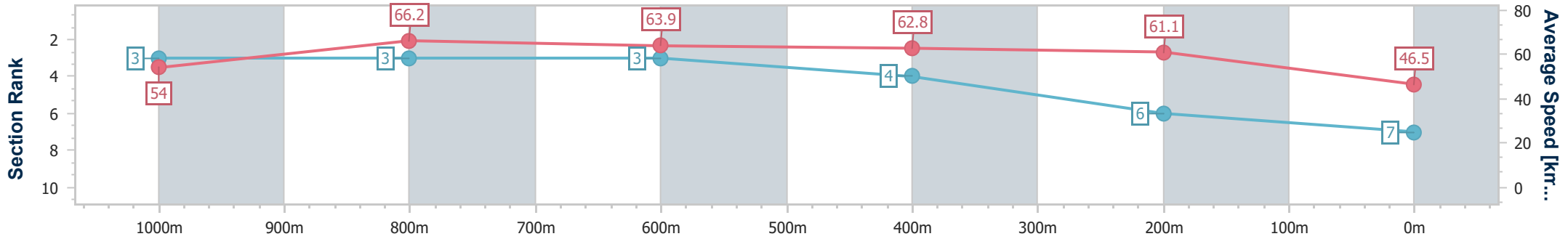
10 January 2024 - 17:11

Track Rating: Soft 6, Weather: Overcast, Rail Position: +5.5m Entire



BRISBANE RACING CLUB

Section	Overall	1000m	800m	600m	400m	200m
Section Times	1:14.58 [7] (0:13.37)	1:01.21 [3] (0:10.86)	0:50.35 [3] (0:11.43)	0:38.92 [3] (0:11.63)	0:27.29 [4] (0:11.83)	0:15.46 [6] (0:15.46)
Average Speed [km/h]	54.0	66.2	63.9	62.8	61.1	46.5
Top Speed [km/h]	67.5	67.2	65.6	63.8	63.2	57.5
Avg. Dist. to Rail [m]	3.7	1.1	2.3	2.5	3.3	3.7
Avg. Stride Freq. [Hz]	2.2	2.3	2.3	2.3	2.3	2.0
Avg. Stride Length [m]	6.8	7.9	7.8	7.5	7.4	6.4



- [] Ranking at each section and finish
- .-.- No data available at this section
- NA No data available