



# Doomben QLD Professional

## Race 7: LADBROKES SAME RACE MULTI Class 1 Handicap - 1640m

10 January 2024 - 17:45



BRISBANE  
RACING CLUB

Track Rating: Soft 6, Weather: Overcast, Rail Position: +5.5m Entire

Section		Overall	1400m	1200m	1000m	800m	600m	400m	Last 600m				
Field Times		1:39.97 (0:16.36)	1:23.61 (0:11.72)	1:11.89 (0:11.93)	0:59.96 (0:12.30)	0:47.66 (0:12.22)	0:35.44 (0:11.76)	0:23.68 (0:11.37)	0:35.44				
Rank	TAB Horse/Jockey	Barrier	Top Speed [km/h]	Fastest Section									Distance Travelled [m]
1	5 WHISKY DREAM Cejay Graham	7	65.4 400m	0:11.34 400m	1:39.97 [1] (0:16.59)	1:23.38 [4] (0:11.73)	1:11.65 [2] (0:11.95)	0:59.70 [2] (0:12.25)	0:47.45 [2] (0:12.12)	0:35.33 [2] (0:11.68)	0:23.65 [2] (0:11.34)	0:35.33	
2	1 DARK CHILL Ryan Maloney	11	65.0 400m	0:11.31 400m	1:40.43 [2] (0:17.09)	1:23.34 [7] (0:11.87)	1:11.47 [8] (0:11.80)	0:59.67 [7] (0:12.34)	0:47.33 [7] (0:12.10)	0:35.23 [7] (0:11.68)	0:23.55 [6] (0:11.31)	0:35.23	+4
3	4 FREE CARRY James Orman	6	63.5 Overall	0:11.55 400m	1:40.45 [3] (0:16.36)	1:24.09 [1] (0:11.72)	1:12.37 [1] (0:11.93)	1:00.44 [1] (0:12.30)	0:48.14 [1] (0:12.22)	0:35.92 [1] (0:11.76)	0:24.16 [1] (0:11.55)	0:35.92	-2
4	6 SO YOU KNEW Ben Thompson	3	63.4 400m	0:11.49 400m	1:40.60 [4] (0:16.83)	1:23.77 [5] (0:11.81)	1:11.96 [5] (0:11.87)	1:00.09 [5] (0:12.24)	0:47.85 [5] (0:12.19)	0:35.66 [5] (0:11.69)	0:23.97 [3] (0:11.49)	0:35.66	-5
5	7 CHANCE WITH WOLVES Casey Waddell	1	63.3 400m	0:11.59 400m	1:40.81 [5] (0:16.52)	1:24.29 [2] (0:11.99)	1:12.30 [4] (0:11.92)	1:00.38 [4] (0:12.31)	0:48.07 [4] (0:12.12)	0:35.95 [3] (0:11.77)	0:24.18 [4] (0:11.59)	0:35.95	-4
6	13 VANCITY Wanderson D'Avila	9	64.8 400m	0:11.36 400m	1:40.91 [6] (0:17.51)	1:23.40 [11] (0:11.87)	1:11.53 [11] (0:11.74)	0:59.79 [10] (0:12.40)	0:47.39 [10] (0:12.14)	0:35.25 [10] (0:11.79)	0:23.46 [10] (0:11.36)	0:35.25	-3
7	3 VICTORIA ROC Marnu Potgieter	10	65.3 Overall	0:11.72 400m	1:41.05 [7] (0:16.54)	1:24.51 [3] (0:11.96)	1:12.55 [3] (0:11.88)	1:00.67 [3] (0:12.27)	0:48.40 [3] (0:12.25)	0:36.15 [4] (0:11.80)	0:24.35 [5] (0:11.72)	0:36.15	+7
8	8 FRENCH STEP Justin Huxtable	13	63.8 Overall	0:11.57 400m	1:41.10 [8] (0:16.89)	1:24.21 [6] (0:12.02)	1:12.19 [7] (0:11.96)	1:00.23 [8] (0:12.51)	0:47.72 [9] (0:12.19)	0:35.53 [9] (0:11.61)	0:23.92 [9] (0:11.57)	0:35.53	-1
9	12 POWER GLIDER Georgina Cartwright	4	64.1 1400m	0:11.53 400m	1:41.11 [9] (0:17.17)	1:23.94 [8] (0:11.59)	1:12.35 [6] (0:11.95)	1:00.40 [6] (0:12.31)	0:48.09 [6] (0:12.14)	0:35.95 [6] (0:11.81)	0:24.14 [7] (0:11.53)	0:35.95	-8
10	2 TAUPO TIGER Robbie Dolan	12	65.3 400m	0:11.41 400m	1:41.45 [10] (0:17.47)	1:23.98 [10] (0:11.90)	1:12.08 [10] (0:11.77)	1:00.31 [11] (0:12.49)	0:47.82 [11] (0:12.04)	0:35.78 [11] (0:11.90)	0:23.88 [11] (0:11.41)	0:35.78	+4

Scratched: Bernmark (#10), Silver Onyx (#9)

[ ] Ranking at each section and finish  
 -:-:- No data available at this section  
 NA No data available

SCN Saddle cloth number  
 DNF Did not finish  
 DNT Did not track



# Doomben QLD Professional

## Race 7: LADBROKES SAME RACE MULTI Class 1 Handicap - 1640m

10 January 2024 - 17:45



BRISBANE  
RACING CLUB

Track Rating: Soft 6, Weather: Overcast, Rail Position: +5.5m Entire

Section	Overall	1400m	1200m	1000m	800m	600m	400m	Last 600m
Field Times	1:39.97 (0:16.36)	1:23.61 (0:11.72)	1:11.89 (0:11.93)	0:59.96 (0:12.30)	0:47.66 (0:12.22)	0:35.44 (0:11.76)	0:23.68 (0:11.37)	0:35.44

Rank	TAB	Horse/Jockey	Barrier	Top Speed [km/h]	Fastest Section	Overall	1400m	1200m	1000m	800m	600m	400m	Last 600m	Distance Travelled [m]
11	11	AMISFIELD	8	62.5	0:11.72	1:41.62 [11]	1:24.45 [9]	1:12.59 [9]	1:00.72 [9]	0:48.38 [8]	0:36.23 [8]	0:24.48 [8]	0:36.23	-6
		Corey Bayliss		600m	400m	(0:17.17)	(0:11.86)	(0:11.87)	(0:12.34)	(0:12.15)	(0:11.75)	(0:11.72)		

Scratched: Bernmark (#10), Silver Onyx (#9)

[ ] Ranking at each section and finish  
 -:-:- No data available at this section  
 NA No data available

SCN Saddle cloth number  
 DNF Did not finish  
 DNT Did not track



# Doomben QLD Professional

## Race 7: LADBROKES SAME RACE MULTI Class 1 Handicap - 1640m

10 January 2024 - 17:45



BRISBANE  
RACING CLUB

Track Rating: Soft 6, Weather: Overcast, Rail Position: +5.5m Entire

Section				200m				Last 600m	
Field Times				0:12.31 (0:12.31)				0:35.44	
Rank	TAB	Horse/Jockey	Barrier	Top Speed [km/h]	Fastest Section	Margin			Distance Travelled [m]
1	5	<b>WHISKY DREAM</b> Cejay Graham	7	65.4 400m	0:11.34 400m	0:12.31 [1] (0:12.31)	1:39.97		0:35.33
2	1	<b>DARK CHILL</b> Ryan Maloney	11	65.0 400m	0:11.31 400m	0:12.24 [4] (0:12.24)	2.7L		0:35.23 +4
3	4	<b>FREE CARRY</b> James Orman	6	63.5 Overall	0:11.55 400m	0:12.61 [2] (0:12.61)	2.8L		0:35.92 -2
4	6	<b>SO YOU KNEW</b> Ben Thompson	3	63.4 400m	0:11.49 400m	0:12.48 [3] (0:12.48)	3.67L		0:35.66 -5
5	7	<b>CHANCE WITH WOLVES</b> Casey Waddell	1	63.3 400m	0:11.59 400m	0:12.59 [5] (0:12.59)	4.93L		0:35.95 -4
6	13	<b>VANCITY</b> Wanderson D'Avila	9	64.8 400m	0:11.36 400m	0:12.10 [9] (0:12.10)	5.49L		0:35.25 -3
7	3	<b>VICTORIA ROC</b> Marnu Potgieter	10	65.3 Overall	0:11.72 400m	0:12.63 [6] (0:12.63)	6.34L		0:36.15 +7
8	8	<b>FRENCH STEP</b> Justin Huxtable	13	63.8 Overall	0:11.57 400m	0:12.35 [8] (0:12.35)	6.65L		0:35.53 -1
9	12	<b>POWER GLIDER</b> Georgina Cartwright	4	64.1 1400m	0:11.53 400m	0:12.61 [7] (0:12.61)	6.69L		0:35.95 -8
10	2	<b>TAUPO TIGER</b> Robbie Dolan	12	65.3 400m	0:11.41 400m	0:12.47 [11] (0:12.47)	8.72L		0:35.78 +4

Scratched: Bernmark (#10), Silver Onyx (#9)

Report Created: Wed 10 January 2024 18:16 GMT+ (Note: Timing is based on position data)

Page 3/15

[ ] Ranking at each section and finish  
 -:-:- No data available at this section  
 NA No data available

SCN Saddle cloth number  
 DNF Did not finish  
 DNT Did not track

data processed by  **TRIPLESDATA**



# Doomben QLD Professional

## Race 7: LADBROKES SAME RACE MULTI Class 1 Handicap - 1640m

10 January 2024 - 17:45



BRISBANE  
RACING CLUB

Track Rating: Soft 6, Weather: Overcast, Rail Position: +5.5m Entire

Section				200m				Last 600m	
Field Times				0:12.31 (0:12.31)				0:35.44	
Rank	TAB Horse/Jockey	Barrier	Top Speed [km/h]	Fastest Section	Margin				Distance Travelled [m]
11	11 AMISFIELD	8	62.5	0:11.72	0:12.76 [10]	9.71L		0:36.23	-6
	Corey Bayliss		600m	400m	(0:12.76)				

Scratched: Bernmark (#10), Silver Onyx (#9)

[ ] Ranking at each section and finish  
 -:-:-:- No data available at this section  
 NA No data available

SCN Saddle cloth number  
 DNF Did not finish  
 DNT Did not track



Horse/Jockey Name	Whisky Dream
Final Rank	1
Fastest Section Time (Section)	0:11.34 (400m)
Top Speed [km/h] (Section)	65.4 (400m)
Race State	Finished



**Doomben QLD Professional**  
**Race 7: LADBROKES SAME RACE MULTI Class 1 Handicap - 1640m**

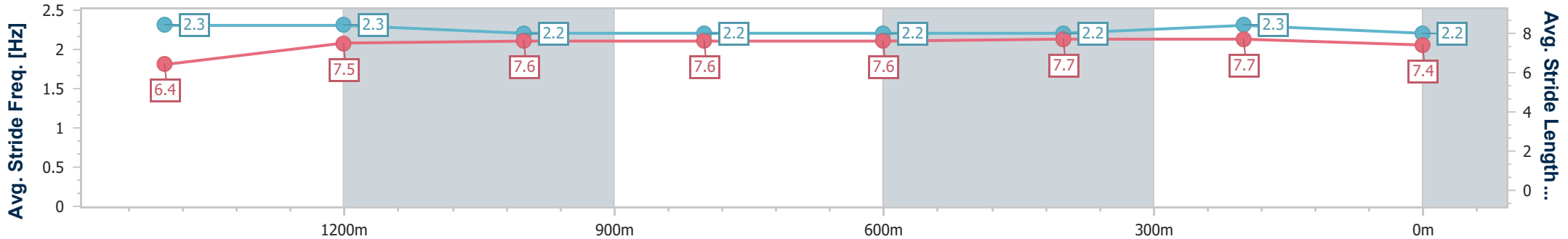
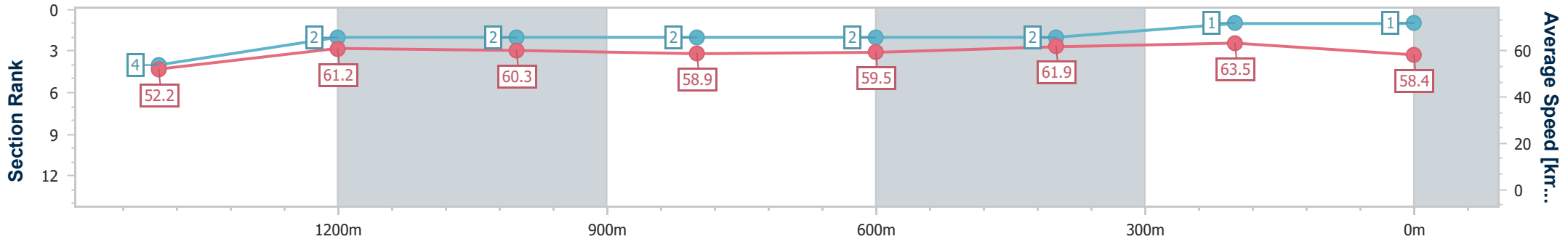


10 January 2024 - 17:45

BRISBANE RACING CLUB

Track Rating: Soft 6, Weather: Overcast, Rail Position: +5.5m Entire

Section	Overall	1400m	1200m	1000m	800m	600m	400m	200m
Section Times	1:39.97 [1] (0:16.59)	1:23.38 [4] (0:11.73)	1:11.65 [2] (0:11.95)	0:59.70 [2] (0:12.25)	0:47.45 [2] (0:12.12)	0:35.33 [2] (0:11.68)	0:23.65 [2] (0:11.34)	0:12.31 [1] (0:12.31)
Average Speed [km/h]	52.2	61.2	60.3	58.9	59.5	61.9	63.5	58.4
Top Speed [km/h]	63.6	63.8	61.2	59.9	61.0	63.2	65.4	61.1
Avg. Dist. to Rail [m]	2.0	0.3	1.5	1.4	0.8	0.5	0.4	0.9
Avg. Stride Freq. [Hz]	2.3	2.3	2.2	2.2	2.2	2.2	2.3	2.2
Avg. Stride Length [m]	6.4	7.5	7.6	7.6	7.6	7.7	7.7	7.4



- [ ] Ranking at each section and finish
- .-.- No data available at this section
- NA No data available



Horse/Jockey Name	Dark Chill
Final Rank	2
Fastest Section Time (Section)	0:11.31 (400m)
Top Speed [km/h] (Section)	65.0 (400m)
Race State	Finished



**Doomben QLD Professional**  
**Race 7: LADBROKES SAME RACE MULTI Class 1 Handicap - 1640m**

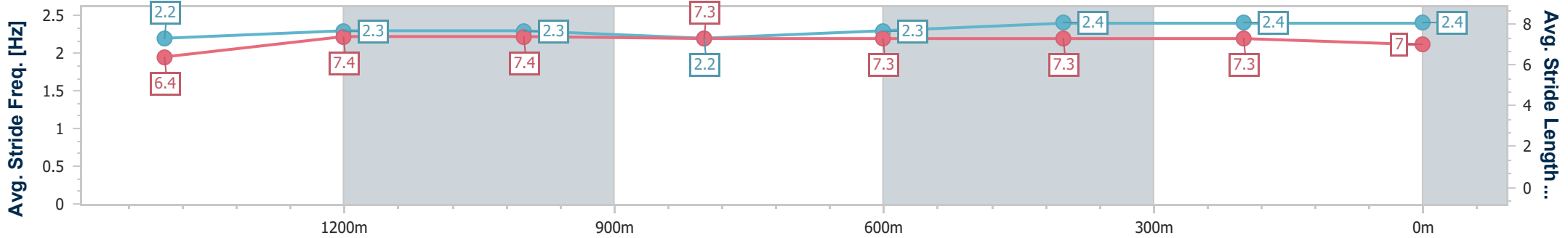
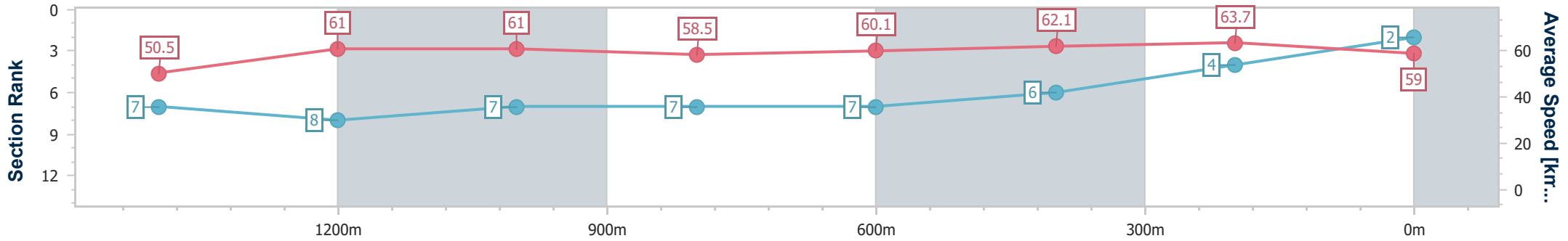
10 January 2024 - 17:45

Track Rating: Soft 6, Weather: Overcast, Rail Position: +5.5m Entire



BRISBANE  
RACING CLUB

Section	Overall	1400m	1200m	1000m	800m	600m	400m	200m					
Section Times	1:40.43 [2] (0:17.09)	1:23.34 [7] (0:11.87)	1:11.47 [8] (0:11.80)	0:59.67 [7] (0:12.34)	0:47.33 [7] (0:12.10)	0:35.23 [7] (0:11.68)	0:23.55 [6] (0:11.31)	0:12.24 [4] (0:12.24)					
Average Speed [km/h]	50.5	61.0	61.0	58.5	60.1	62.1	63.7	59.0					
Top Speed [km/h]	62.9	62.2	63.1	59.6	61.6	64.4	65.0	62.8					
Avg. Dist. to Rail [m]	3.5	0.6	2.1	1.8	1.7	1.6	2.4	3.3					
Avg. Stride Freq. [Hz]	2.2	2.3	2.3	2.2	2.3	2.4	2.4	2.4					
Avg. Stride Length [m]	6.4	7.4	7.4	7.3	7.3	7.3	7.3	7.0					



- [ ] Ranking at each section and finish
- .-.- No data available at this section
- NA No data available



Horse/Jockey Name	Free Carry
Final Rank	3
Fastest Section Time (Section)	0:11.55 (400m)
Top Speed [km/h] (Section)	63.5 (Overall)
Race State	Finished



**Doomben QLD Professional**  
**Race 7: LADBROKES SAME RACE MULTI Class 1 Handicap - 1640m**

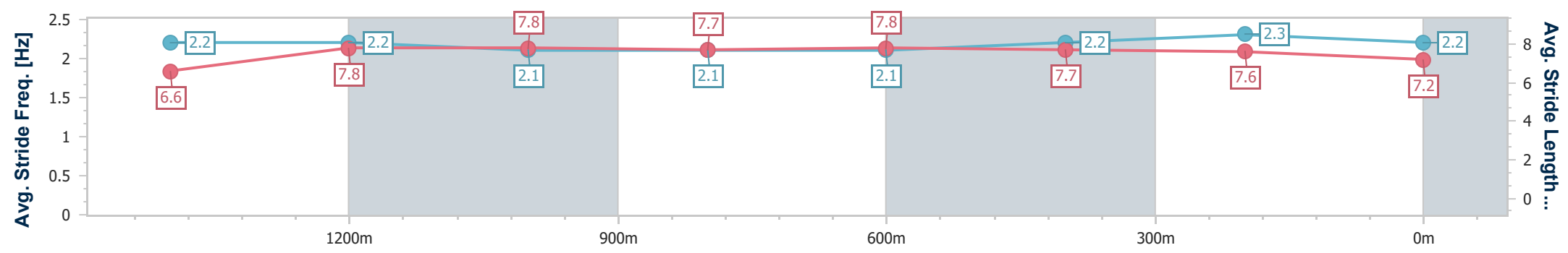
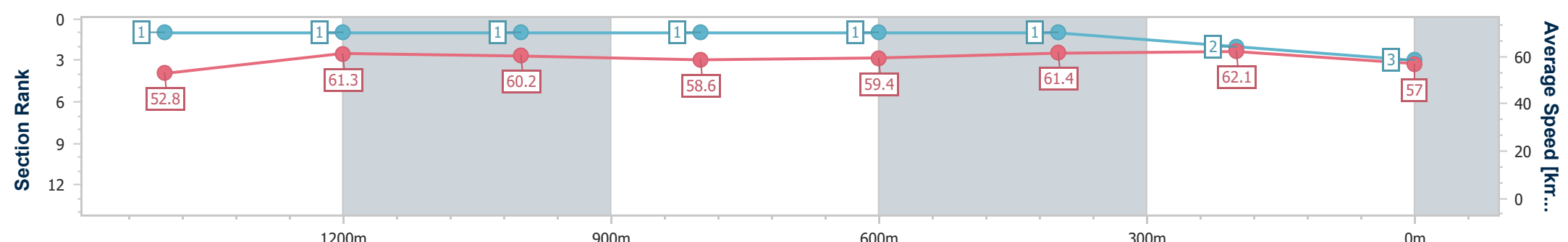


10 January 2024 - 17:45

BRISBANE RACING CLUB

Track Rating: Soft 6, Weather: Overcast, Rail Position: +5.5m Entire

Section	Overall	1400m	1200m	1000m	800m	600m	400m	200m					
Section Times	1:40.45 [3] (0:16.36)	1:24.09 [1] (0:11.72)	1:12.37 [1] (0:11.93)	1:00.44 [1] (0:12.30)	0:48.14 [1] (0:12.22)	0:35.92 [1] (0:11.76)	0:24.16 [1] (0:11.55)	0:12.61 [2] (0:12.61)					
Average Speed [km/h]	52.8	61.3	60.2	58.6	59.4	61.4	62.1	57.0					
Top Speed [km/h]	63.5	61.9	61.3	59.8	60.9	62.6	62.7	60.9					
Avg. Dist. to Rail [m]	1.3	0.6	0.5	0.5	1.1	1.0	2.2	1.8					
Avg. Stride Freq. [Hz]	2.2	2.2	2.1	2.1	2.1	2.2	2.3	2.2					
Avg. Stride Length [m]	6.6	7.8	7.8	7.7	7.8	7.7	7.6	7.2					



[ ] Ranking at each section and finish  
 -.-.- No data available at this section  
 NA No data available



Horse/Jockey Name	So You Knew
Final Rank	4
Fastest Section Time (Section)	0:11.49 (400m)
Top Speed [km/h] (Section)	63.4 (400m)
Race State	Finished



**Doomben QLD Professional**  
**Race 7: LADBROKES SAME RACE MULTI Class 1 Handicap - 1640m**

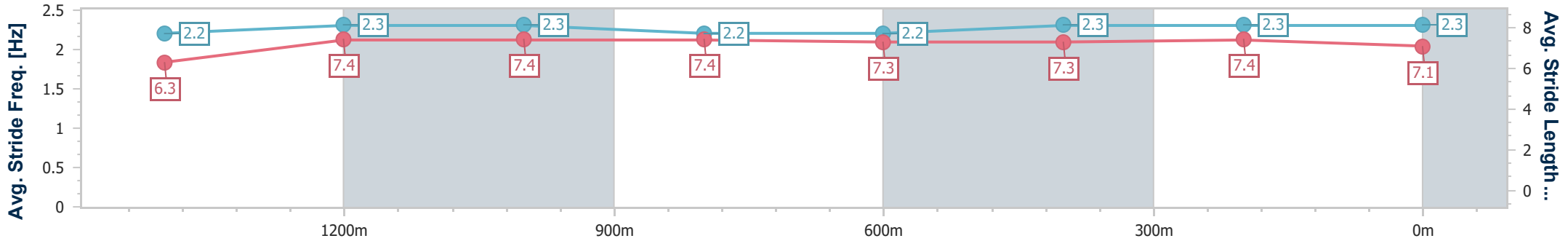
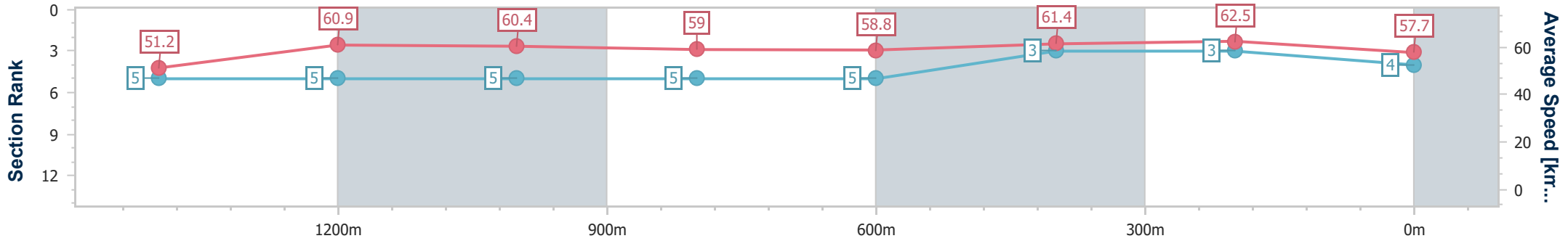
10 January 2024 - 17:45

Track Rating: Soft 6, Weather: Overcast, Rail Position: +5.5m Entire



BRISBANE  
RACING CLUB

Section	Overall	1400m	1200m	1000m	800m	600m	400m	200m
Section Times	1:40.60 [4] (0:16.83)	1:23.77 [5] (0:11.81)	1:11.96 [5] (0:11.87)	1:00.09 [5] (0:12.24)	0:47.85 [5] (0:12.19)	0:35.66 [5] (0:11.69)	0:23.97 [3] (0:11.49)	0:12.48 [3] (0:12.48)
Average Speed [km/h]	51.2	60.9	60.4	59.0	58.8	61.4	62.5	57.7
Top Speed [km/h]	62.1	61.3	61.4	59.5	60.8	62.8	63.4	61.0
Avg. Dist. to Rail [m]	0.7	0.7	0.2	0.4	0.3	0.7	1.2	0.4
Avg. Stride Freq. [Hz]	2.2	2.3	2.3	2.2	2.2	2.3	2.3	2.3
Avg. Stride Length [m]	6.3	7.4	7.4	7.4	7.3	7.3	7.4	7.1



- [ ] Ranking at each section and finish
- .-.- No data available at this section
- NA No data available





Horse/Jockey Name	Chance With Wolves
Final Rank	5
Fastest Section Time (Section)	0:11.59 (400m)
Top Speed [km/h] (Section)	63.3 (400m)
Race State	Finished



Doomben QLD Professional  
Race 7: LADBROKES SAME RACE MULTI Class 1 Handicap - 1640m

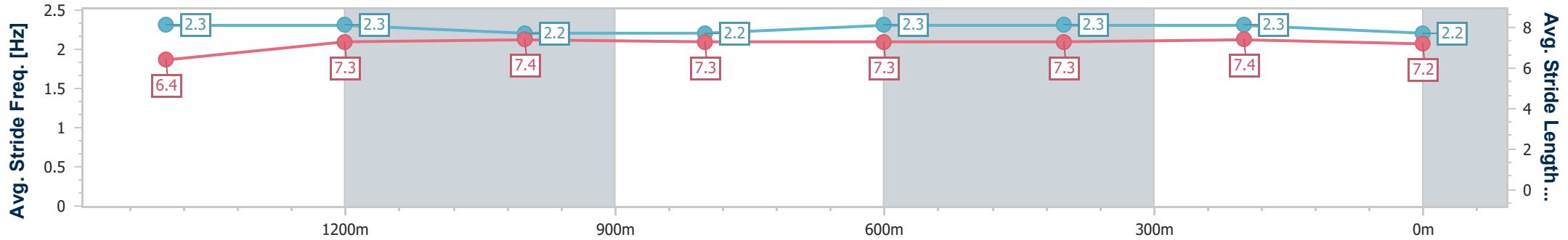
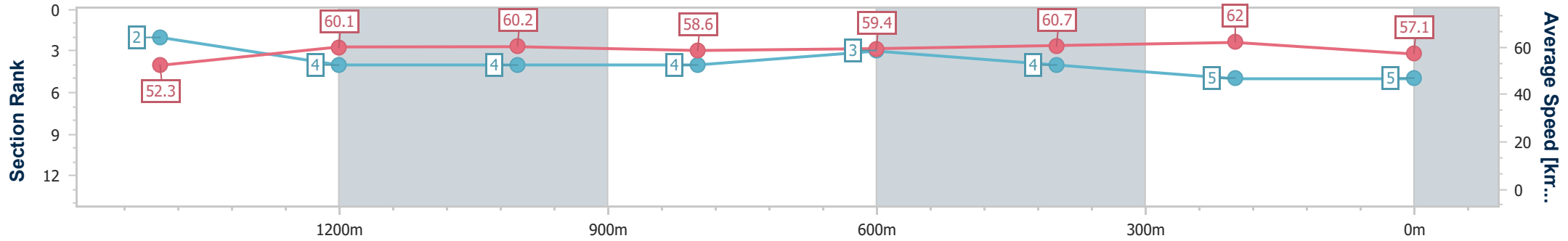


10 January 2024 - 17:45

BRISBANE RACING CLUB

Track Rating: Soft 6, Weather: Overcast, Rail Position: +5.5m Entire

Section	Overall	1400m	1200m	1000m	800m	600m	400m	200m
Section Times	1:40.81 [5] (0:16.52)	1:24.29 [2] (0:11.99)	1:12.30 [4] (0:11.92)	1:00.38 [4] (0:12.31)	0:48.07 [4] (0:12.12)	0:35.95 [3] (0:11.77)	0:24.18 [4] (0:11.59)	0:12.59 [5] (0:12.59)
Average Speed [km/h]	52.3	60.1	60.2	58.6	59.4	60.7	62.0	57.1
Top Speed [km/h]	61.6	60.8	61.5	59.7	60.8	62.1	63.3	60.6
Avg. Dist. to Rail [m]	0.8	0.2	0.5	0.5	0.3	1.0	1.0	0.2
Avg. Stride Freq. [Hz]	2.3	2.3	2.2	2.2	2.3	2.3	2.3	2.2
Avg. Stride Length [m]	6.4	7.3	7.4	7.3	7.3	7.3	7.4	7.2



- [ ] Ranking at each section and finish
- .-.- No data available at this section
- NA No data available



Horse/Jockey Name	Vancity
Final Rank	6
Fastest Section Time (Section)	0:11.36 (400m)
Top Speed [km/h] (Section)	64.8 (400m)
Race State	Finished



Doomben QLD Professional  
Race 7: LADBROKES SAME RACE MULTI Class 1 Handicap - 1640m

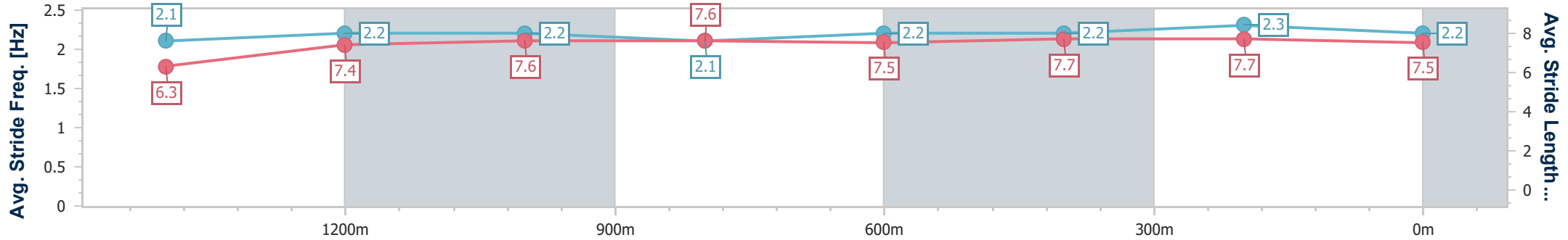
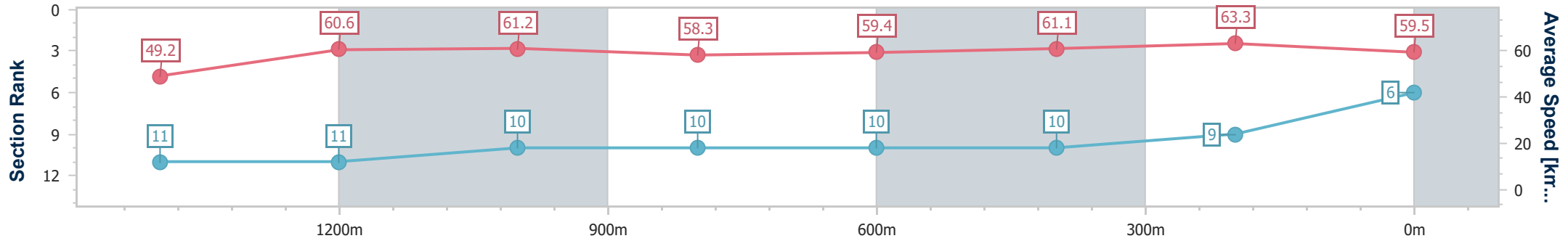
10 January 2024 - 17:45

Track Rating: Soft 6, Weather: Overcast, Rail Position: +5.5m Entire



BRISBANE RACING CLUB

Section	Overall	1400m	1200m	1000m	800m	600m	400m	200m
Section Times	1:40.91 [6] (0:17.51)	1:23.40 [11] (0:11.87)	1:11.53 [11] (0:11.74)	0:59.79 [10] (0:12.40)	0:47.39 [10] (0:12.14)	0:35.25 [10] (0:11.79)	0:23.46 [10] (0:11.36)	0:12.10 [9] (0:12.10)
Average Speed [km/h]	49.2	60.6	61.2	58.3	59.4	61.1	63.3	59.5
Top Speed [km/h]	61.4	61.4	63.6	59.2	61.3	61.7	64.8	62.8
Avg. Dist. to Rail [m]	2.5	0.5	0.6	0.6	0.3	0.3	2.2	4.0
Avg. Stride Freq. [Hz]	2.1	2.2	2.2	2.1	2.2	2.2	2.3	2.2
Avg. Stride Length [m]	6.3	7.4	7.6	7.6	7.5	7.7	7.7	7.5



- [ ] Ranking at each section and finish
- .-.- No data available at this section
- NA No data available



Horse/Jockey Name	Victoria Roc
Final Rank	7
Fastest Section Time (Section)	0:11.72 (400m)
Top Speed [km/h] (Section)	65.3 (Overall)
Race State	Finished



**Doomben QLD Professional**  
**Race 7: LADBROKES SAME RACE MULTI Class 1 Handicap - 1640m**

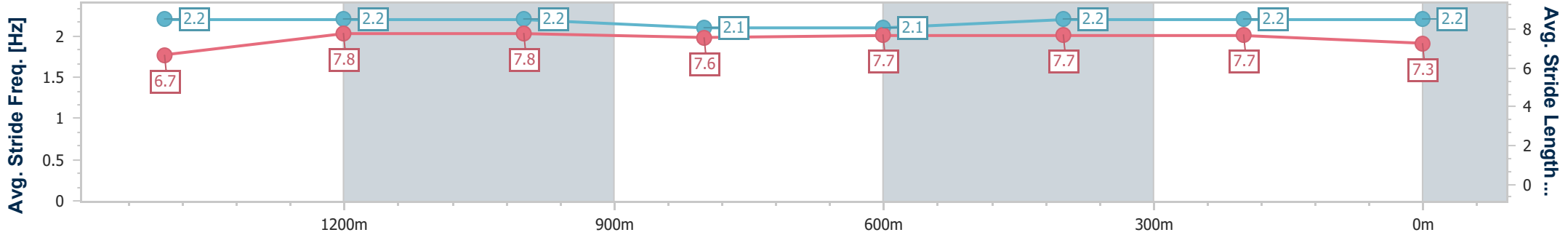
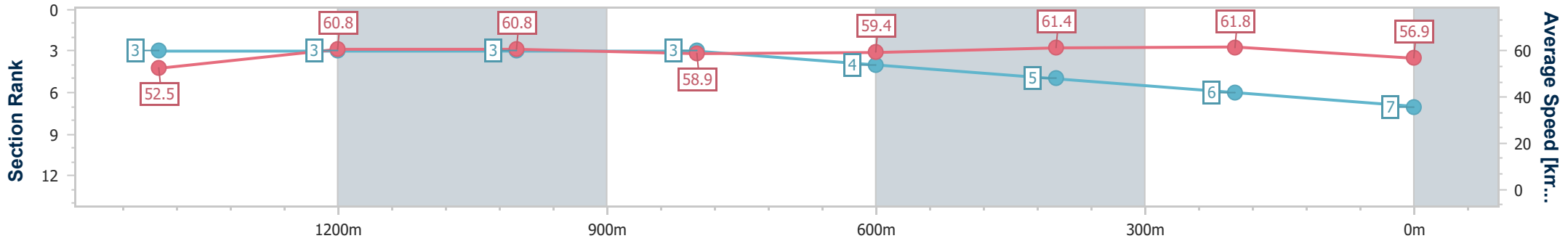


10 January 2024 - 17:45

BRISBANE RACING CLUB

Track Rating: Soft 6, Weather: Overcast, Rail Position: +5.5m Entire

Section	Overall	1400m	1200m	1000m	800m	600m	400m	200m
Section Times	1:41.05 [7] (0:16.54)	1:24.51 [3] (0:11.96)	1:12.55 [3] (0:11.88)	1:00.67 [3] (0:12.27)	0:48.40 [3] (0:12.25)	0:36.15 [4] (0:11.80)	0:24.35 [5] (0:11.72)	0:12.63 [6] (0:12.63)
Average Speed [km/h]	52.5	60.8	60.8	58.9	59.4	61.4	61.8	56.9
Top Speed [km/h]	65.3	64.4	61.4	60.3	60.6	61.9	63.0	60.0
Avg. Dist. to Rail [m]	3.9	2.1	2.4	2.5	1.7	1.1	2.7	2.4
Avg. Stride Freq. [Hz]	2.2	2.2	2.2	2.1	2.1	2.2	2.2	2.2
Avg. Stride Length [m]	6.7	7.8	7.8	7.6	7.7	7.7	7.7	7.3



- [ ] Ranking at each section and finish
- .-.- No data available at this section
- NA No data available



Horse/Jockey Name	French Step
Final Rank	8
Fastest Section Time (Section)	0:11.57 (400m)
Top Speed [km/h] (Section)	63.8 (Overall)
Race State	Finished



**Doomben QLD Professional**  
**Race 7: LADBROKES SAME RACE MULTI Class 1 Handicap - 1640m**

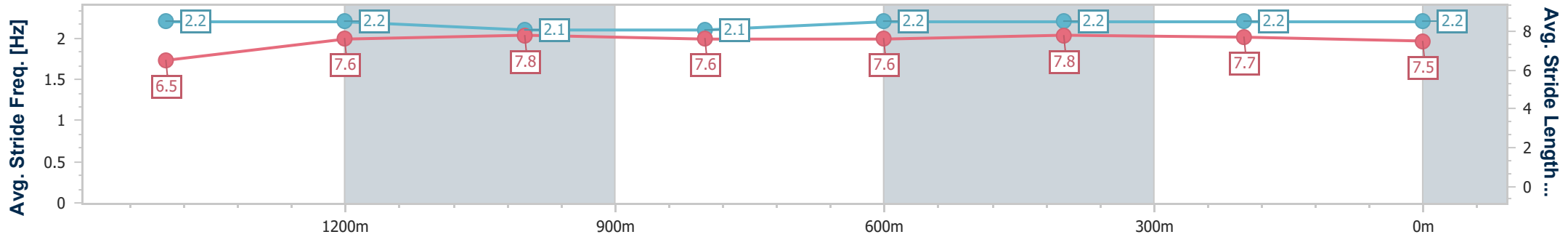
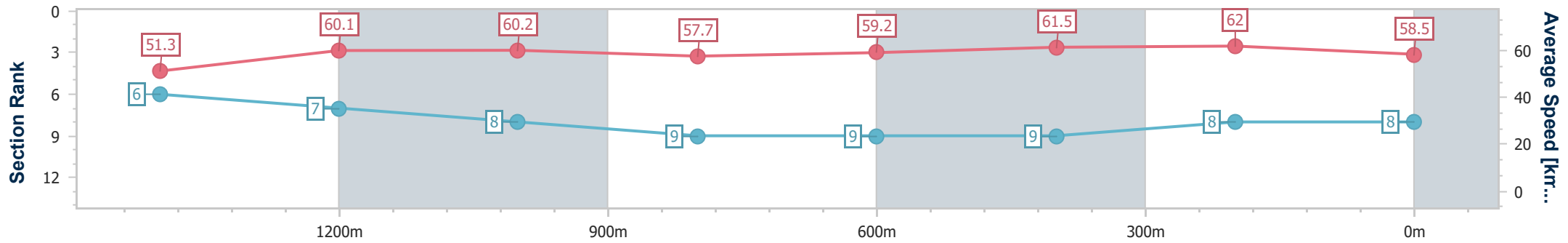


10 January 2024 - 17:45

BRISBANE RACING CLUB

Track Rating: Soft 6, Weather: Overcast, Rail Position: +5.5m Entire

Section	Overall	1400m	1200m	1000m	800m	600m	400m	200m
Section Times	1:41.10 [8] (0:16.89)	1:24.21 [6] (0:12.02)	1:12.19 [7] (0:11.96)	1:00.23 [8] (0:12.51)	0:47.72 [9] (0:12.19)	0:35.53 [9] (0:11.61)	0:23.92 [9] (0:11.57)	0:12.35 [8] (0:12.35)
Average Speed [km/h]	51.3	60.1	60.2	57.7	59.2	61.5	62.0	58.5
Top Speed [km/h]	63.8	61.7	61.6	59.0	61.6	62.7	62.8	61.8
Avg. Dist. to Rail [m]	5.3	1.1	1.7	1.5	0.3	1.0	1.2	0.8
Avg. Stride Freq. [Hz]	2.2	2.2	2.1	2.1	2.2	2.2	2.2	2.2
Avg. Stride Length [m]	6.5	7.6	7.8	7.6	7.6	7.8	7.7	7.5



- [ ] Ranking at each section and finish
- .-.- No data available at this section
- NA No data available



Horse/Jockey Name	Power Glider
Final Rank	9
Fastest Section Time (Section)	0:11.53 (400m)
Top Speed [km/h] (Section)	64.1 (1400m)
Race State	Finished



**Doomben QLD Professional**  
**Race 7: LADBROKES SAME RACE MULTI Class 1 Handicap - 1640m**

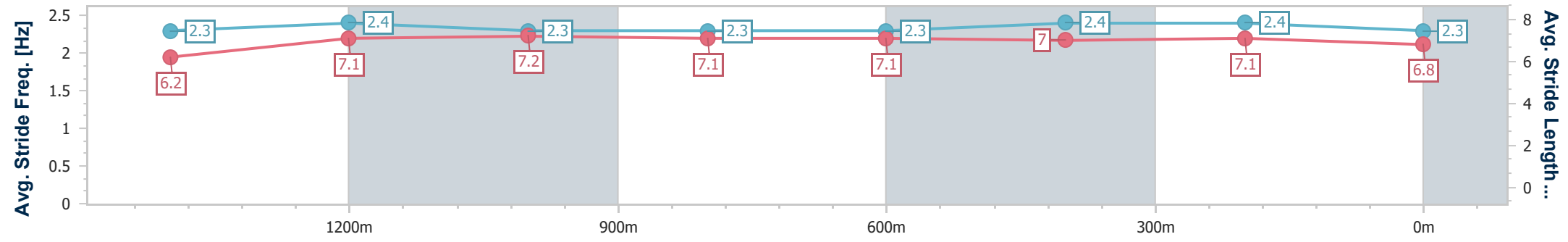
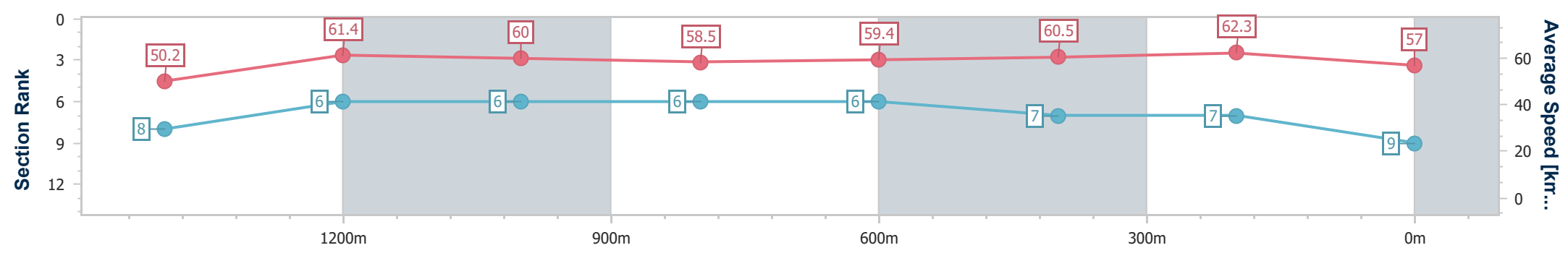


10 January 2024 - 17:45

BRISBANE RACING CLUB

Track Rating: Soft 6, Weather: Overcast, Rail Position: +5.5m Entire

Section	Overall	1400m	1200m	1000m	800m	600m	400m	200m						
Section Times	1:41.11 [9] (0:17.17)	1:23.94 [8] (0:11.59)	1:12.35 [6] (0:11.95)	1:00.40 [6] (0:12.31)	0:48.09 [6] (0:12.14)	0:35.95 [6] (0:11.81)	0:24.14 [7] (0:11.53)	0:12.61 [7] (0:12.61)						
Average Speed [km/h]	50.2	61.4	60.0	58.5	59.4	60.5	62.3	57.0						
Top Speed [km/h]	63.2	64.1	62.1	59.5	62.1	62.2	63.9	60.8						
Avg. Dist. to Rail [m]	1.2	2.2	0.7	0.5	0.3	1.4	2.2	2.0						
Avg. Stride Freq. [Hz]	2.3	2.4	2.3	2.3	2.3	2.4	2.4	2.3						
Avg. Stride Length [m]	6.2	7.1	7.2	7.1	7.1	7.0	7.1	6.8						



- [ ] Ranking at each section and finish
- .-.- No data available at this section
- NA No data available



Horse/Jockey Name	Taupo Tiger
Final Rank	10
Fastest Section Time (Section)	0:11.41 (400m)
Top Speed [km/h] (Section)	65.3 (400m)
Race State	Finished



**Doomben QLD Professional**  
**Race 7: LADBROKES SAME RACE MULTI Class 1 Handicap - 1640m**

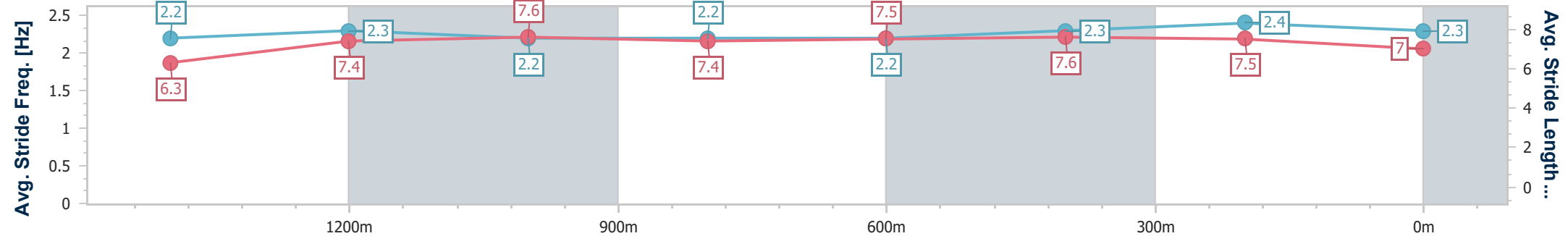
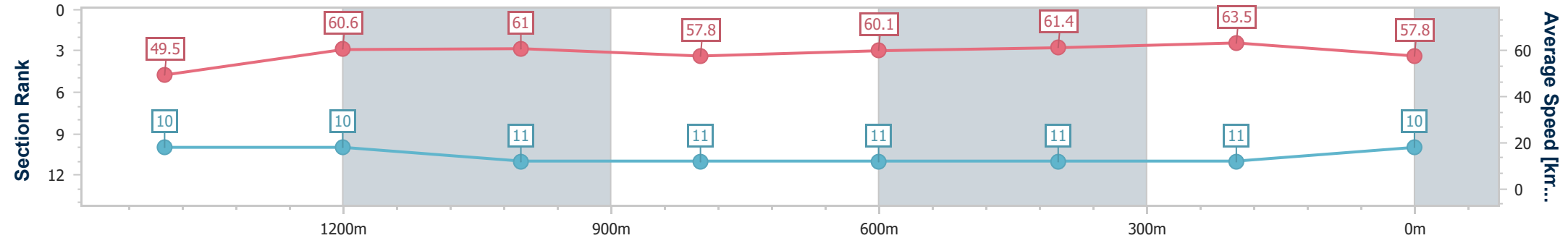


10 January 2024 - 17:45

BRISBANE RACING CLUB

Track Rating: Soft 6, Weather: Overcast, Rail Position: +5.5m Entire

Section	Overall	1400m	1200m	1000m	800m	600m	400m	200m						
Section Times	1:41.45 [10] (0:17.47)	1:23.98 [10] (0:11.90)	1:12.08 [10] (0:11.77)	1:00.31 [11] (0:12.49)	0:47.82 [11] (0:12.04)	0:35.78 [11] (0:11.90)	0:23.88 [11] (0:11.41)	0:12.47 [11] (0:12.47)						
Average Speed [km/h]	49.5	60.6	61.0	57.8	60.1	61.4	63.5	57.8						
Top Speed [km/h]	61.9	61.7	61.7	59.6	62.4	62.7	65.3	62.1						
Avg. Dist. to Rail [m]	4.4	0.2	0.8	0.6	1.0	2.5	5.6	5.8						
Avg. Stride Freq. [Hz]	2.2	2.3	2.2	2.2	2.2	2.3	2.4	2.3						
Avg. Stride Length [m]	6.3	7.4	7.6	7.4	7.5	7.6	7.5	7.0						



- [ ] Ranking at each section and finish
- .-.- No data available at this section
- NA No data available



Horse/Jockey Name	Amisfield
Final Rank	11
Fastest Section Time (Section)	0:11.72 (400m)
Top Speed [km/h] (Section)	62.5 (600m)
Race State	Finished



Doomben QLD Professional  
Race 7: LADBROKES SAME RACE MULTI Class 1 Handicap - 1640m

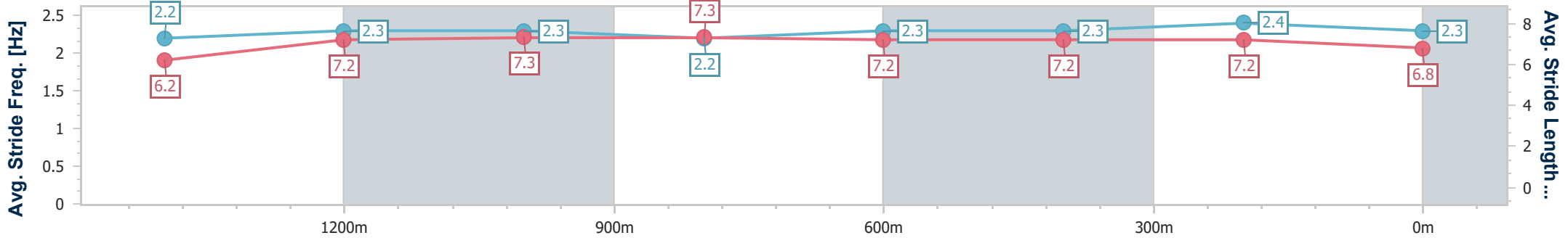
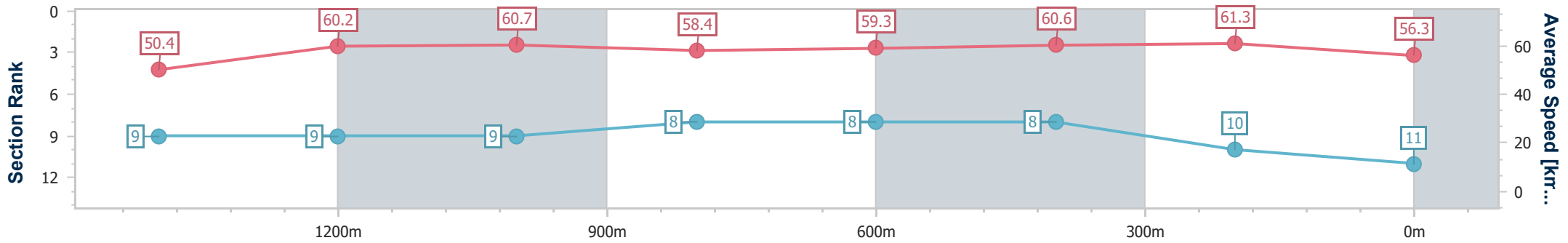


10 January 2024 - 17:45

BRISBANE RACING CLUB

Track Rating: Soft 6, Weather: Overcast, Rail Position: +5.5m Entire

Section	Overall	1400m	1200m	1000m	800m	600m	400m	200m
Section Times	1:41.62 [11] (0:17.17)	1:24.45 [9] (0:11.86)	1:12.59 [9] (0:11.87)	1:00.72 [9] (0:12.34)	0:48.38 [8] (0:12.15)	0:36.23 [8] (0:11.75)	0:24.48 [8] (0:11.72)	0:12.76 [10] (0:12.76)
Average Speed [km/h]	50.4	60.2	60.7	58.4	59.3	60.6	61.3	56.3
Top Speed [km/h]	61.4	61.9	62.2	59.3	60.4	62.5	62.4	59.9
Avg. Dist. to Rail [m]	2.2	0.8	0.1	0.2	0.2	1.4	1.5	0.9
Avg. Stride Freq. [Hz]	2.2	2.3	2.3	2.2	2.3	2.3	2.4	2.3
Avg. Stride Length [m]	6.2	7.2	7.3	7.3	7.2	7.2	7.2	6.8



- [ ] Ranking at each section and finish
- .-.- No data available at this section
- NA No data available