



Sunshine Coast QLD Professional
Race 1: COSY PET BEDS Maiden Plate - 1800m
14 January 2024 - 12:50



Track Rating: Heavy 9, Weather: Fine, Rail Position: +9m Entire

Section		Overall	1600m	1400m	1200m	1000m	800m	600m	Last 600m				
Field Times		1:52.91 (0:13.74)	1:39.17 (0:11.59)	1:27.58 (0:12.52)	1:15.06 (0:12.68)	1:02.38 (0:12.58)	0:49.80 (0:12.31)	0:37.49 (0:12.23)	0:37.49				
Rank	TAB Horse/Jockey	Barrier	Top Speed [km/h]	Fastest Section									Distance Travelled [m]
1	2 BLAGNY Jag Guthmann-Chester	1	64.4 1600m	0:11.60 1600m	1:52.91 [1] (0:14.11)	1:38.80 [4] (0:11.60)	1:27.20 [4] (0:12.59)	1:14.61 [4] (0:12.67)	1:01.94 [4] (0:12.54)	0:49.40 [4] (0:12.26)	0:37.14 [4] (0:11.97)	0:37.14	
2	3 KAHRABA Dale Smith	4	63.1 1600m	0:11.69 1600m	1:53.35 [2] (0:14.44)	1:38.91 [6] (0:11.69)	1:27.22 [7] (0:12.58)	1:14.64 [8] (0:12.75)	1:01.89 [7] (0:12.42)	0:49.47 [7] (0:12.21)	0:37.26 [7] (0:12.20)	0:37.26	+6
3	4 LADY DEANNE Melea Castle	3	63.4 1600m	0:11.46 1600m	1:53.55 [3] (0:14.75)	1:38.80 [8] (0:11.46)	1:27.34 [8] (0:12.50)	1:14.84 [7] (0:12.97)	1:01.87 [8] (0:12.50)	0:49.37 [8] (0:12.08)	0:37.29 [8] (0:12.15)	0:37.29	-4
4	10 QUICK SHOT Wanderson D'Avila	5	64.7 1600m	0:11.60 1600m	1:53.58 [4] (0:13.75)	1:39.83 [2] (0:11.60)	1:28.23 [2] (0:12.54)	1:15.69 [2] (0:12.68)	1:03.01 [2] (0:12.54)	0:50.47 [1] (0:12.31)	0:38.16 [1] (0:12.23)	0:38.16	-7
5	11 SASSY TAP Robbie Dolan	2	64.3 1600m	0:11.47 1600m	1:53.73 [5] (0:14.49)	1:39.24 [7] (0:11.47)	1:27.77 [6] (0:12.53)	1:15.24 [5] (0:12.89)	1:02.35 [6] (0:12.39)	0:49.96 [6] (0:12.12)	0:37.84 [5] (0:12.26)	0:37.84	-3
6	9 MARVIA MISS Sean Cormack	10	65.3 Overall	0:11.59 1600m	1:54.08 [6] (0:13.74)	1:40.34 [1] (0:11.59)	1:28.75 [1] (0:12.52)	1:16.23 [1] (0:12.68)	1:03.55 [1] (0:12.61)	0:50.94 [2] (0:12.45)	0:38.49 [2] (0:12.20)	0:38.49	+3
7	6 CAILIN ALAINN Taylor Marshall	7	65.3 Overall	0:11.71 1600m	1:54.25 [7] (0:14.22)	1:40.03 [5] (0:11.71)	1:28.32 [5] (0:12.57)	1:15.75 [6] (0:12.68)	1:03.07 [5] (0:12.46)	0:50.61 [5] (0:12.32)	0:38.29 [6] (0:12.36)	0:38.29	+2
8	5 MISTY GOLD Nathan Thomas	6	64.7 Overall	0:11.66 1600m	1:54.63 [8] (0:13.89)	1:40.74 [3] (0:11.66)	1:29.08 [3] (0:12.60)	1:16.48 [3] (0:12.70)	1:03.78 [3] (0:12.50)	0:51.28 [3] (0:12.41)	0:38.87 [3] (0:12.48)	0:38.87	-1

Scratched: Casanova Man (#1), Dark Thinker (#7), Keep Calm (#8)

[] Ranking at each section and finish
 -:-:- No data available at this section
 NA No data available

SCN Saddle cloth number
 DNF Did not finish
 DNT Did not track



Sunshine Coast QLD Professional
Race 1: COSY PET BEDS Maiden Plate - 1800m
14 January 2024 - 12:50



Track Rating: Heavy 9, Weather: Fine, Rail Position: +9m Entire

Section				400m	200m			Last 600m			
Field Times				0:25.26 (0:12.27)	0:12.99 (0:12.99)			0:37.49			
Rank	TAB	Horse/Jockey	Barrier	Top Speed [km/h]	Fastest Section	Margin				Distance Travelled [m]	
1	2	BLAGNY Jag Guthmann-Chester	1	64.4 1600m	0:11.60 1600m	0:25.17 [2] (0:12.18)	0:12.99 [1] (0:12.99)	1:52.91		0:37.14	
2	3	KAHRABA Dale Smith	4	63.1 1600m	0:11.69 1600m	0:25.06 [6] (0:12.13)	0:12.93 [3] (0:12.93)	2.5L		0:37.26	+6
3	4	LADY DEANNE Melea Castle	3	63.4 1600m	0:11.46 1600m	0:25.14 [8] (0:12.24)	0:12.90 [6] (0:12.90)	3.5L		0:37.29	-4
4	10	QUICK SHOT Wanderson D'Avila	5	64.7 1600m	0:11.60 1600m	0:25.93 [1] (0:12.48)	0:13.45 [2] (0:13.45)	3.7L		0:38.16	-7
5	11	SASSY TAP Robbie Dolan	2	64.3 1600m	0:11.47 1600m	0:25.58 [4] (0:12.34)	0:13.24 [5] (0:13.24)	4.5L		0:37.84	-3
6	9	MARVIA MISS Sean Cormack	10	65.3 Overall	0:11.59 1600m	0:26.29 [3] (0:12.68)	0:13.61 [4] (0:13.61)	6.5L		0:38.49	+3
7	6	CAILIN ALAINN Taylor Marshall	7	65.3 Overall	0:11.71 1600m	0:25.93 [7] (0:12.46)	0:13.47 [7] (0:13.47)	7.5L		0:38.29	+2
8	5	MISTY GOLD Nathan Thomas	6	64.7 Overall	0:11.66 1600m	0:26.39 [5] (0:12.69)	0:13.70 [8] (0:13.70)	9.5L		0:38.87	-1

Scratched: Casanova Man (#1), Dark Thinker (#7), Keep Calm (#8)

[] Ranking at each section and finish
 -:-:- No data available at this section
 NA No data available

SCN Saddle cloth number
 DNF Did not finish
 DNT Did not track



Horse/Jockey Name	Blagny
Final Rank	1
Fastest Section Time (Section)	0:11.60 (1600m)
Top Speed [km/h] (Section)	64.4 (1600m)
Race State	Finished



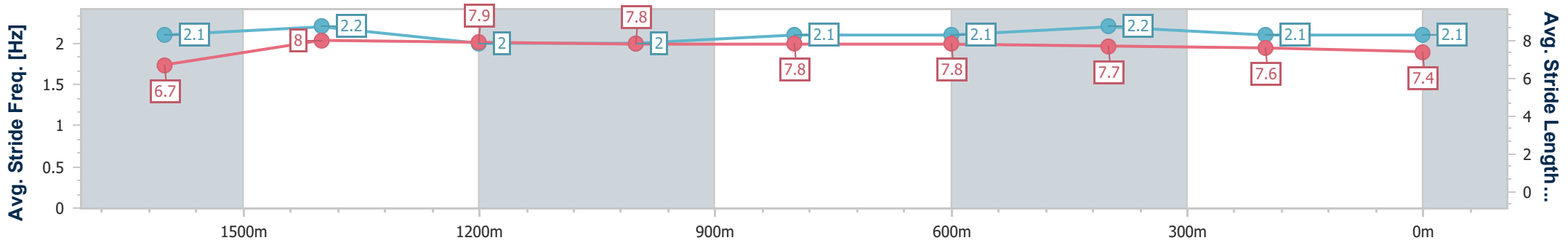
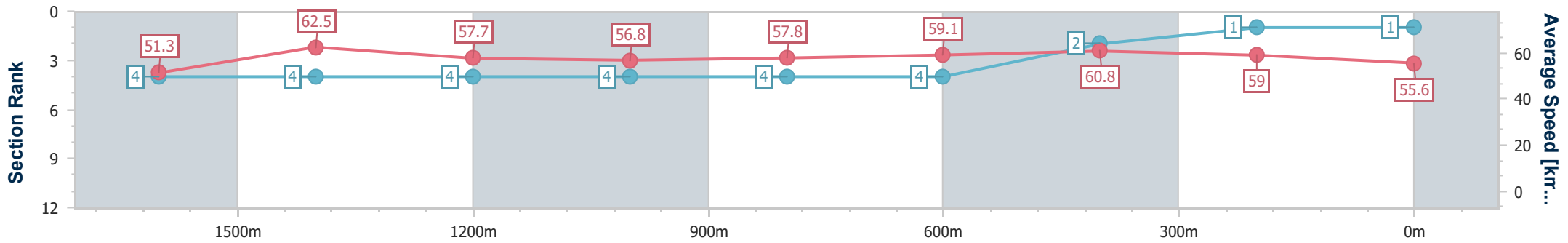
Sunshine Coast QLD Professional
Race 1: COSY PET BEDS Maiden Plate - 1800m



14 January 2024 - 12:50

Track Rating: Heavy 9, Weather: Fine, Rail Position: +9m Entire

Section	Overall	1600m	1400m	1200m	1000m	800m	600m	400m	200m
Section Times	1:52.91 [1] (0:14.11)	1:38.80 [4] (0:11.60)	1:27.20 [4] (0:12.59)	1:14.61 [4] (0:12.67)	1:01.94 [4] (0:12.54)	0:49.40 [4] (0:12.26)	0:37.14 [4] (0:11.97)	0:25.17 [2] (0:12.18)	0:12.99 [1] (0:12.99)
Average Speed [km/h]	51.3	62.5	57.7	56.8	57.8	59.1	60.8	59.0	55.6
Top Speed [km/h]	64.0	64.4	60.0	58.0	58.5	60.2	61.4	60.7	57.1
Avg. Dist. to Rail [m]	1.9	2.8	2.9	2.6	2.2	1.2	1.5	2.9	2.3
Avg. Stride Freq. [Hz]	2.1	2.2	2.0	2.0	2.1	2.1	2.2	2.1	2.1
Avg. Stride Length [m]	6.7	8.0	7.9	7.8	7.8	7.8	7.7	7.6	7.4



- [] Ranking at each section and finish
- .-.- No data available at this section
- NA No data available



Horse/Jockey Name	Kahraba
Final Rank	2
Fastest Section Time (Section)	0:11.69 (1600m)
Top Speed [km/h] (Section)	63.1 (1600m)
Race State	Finished



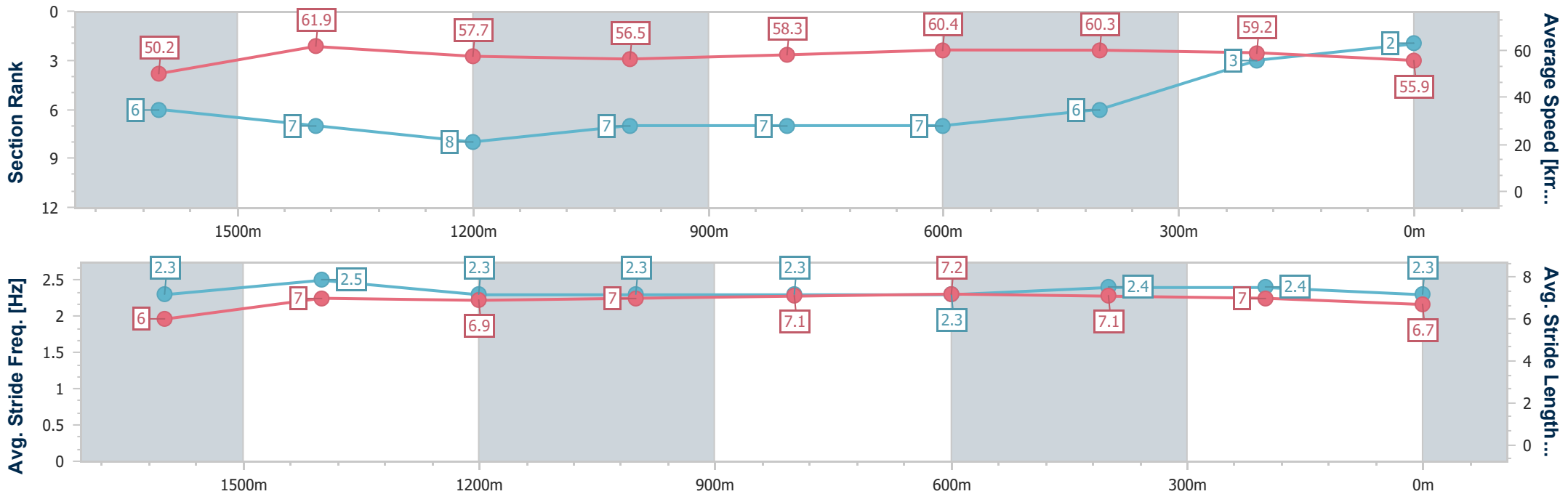
Sunshine Coast QLD Professional
Race 1: COSY PET BEDS Maiden Plate - 1800m



14 January 2024 - 12:50

Track Rating: Heavy 9, Weather: Fine, Rail Position: +9m Entire

Section	Overall	1600m	1400m	1200m	1000m	800m	600m	400m	200m			
Section Times	1:53.35 [2] (0:14.44)	1:38.91 [6] (0:11.69)	1:27.22 [7] (0:12.58)	1:14.64 [8] (0:12.75)	1:01.89 [7] (0:12.42)	0:49.47 [7] (0:12.21)	0:37.26 [7] (0:12.20)	0:25.06 [6] (0:12.13)	0:12.93 [3] (0:12.93)			
Average Speed [km/h]	50.2	61.9	57.7	56.5	58.3	60.4	60.3	59.2	55.9			
Top Speed [km/h]	62.3	63.1	59.7	58.5	60.2	62.4	62.2	60.5	57.9			
Avg. Dist. to Rail [m]	3.7	2.0	2.9	3.0	2.9	3.5	3.9	5.7	3.7			
Avg. Stride Freq. [Hz]	2.3	2.5	2.3	2.3	2.3	2.3	2.4	2.4	2.3			
Avg. Stride Length [m]	6.0	7.0	6.9	7.0	7.1	7.2	7.1	7.0	6.7			



- [] Ranking at each section and finish
- .-.- No data available at this section
- NA No data available



Horse/Jockey Name	Lady Deanne
Final Rank	3
Fastest Section Time (Section)	0:11.46 (1600m)
Top Speed [km/h] (Section)	63.4 (1600m)
Race State	Finished



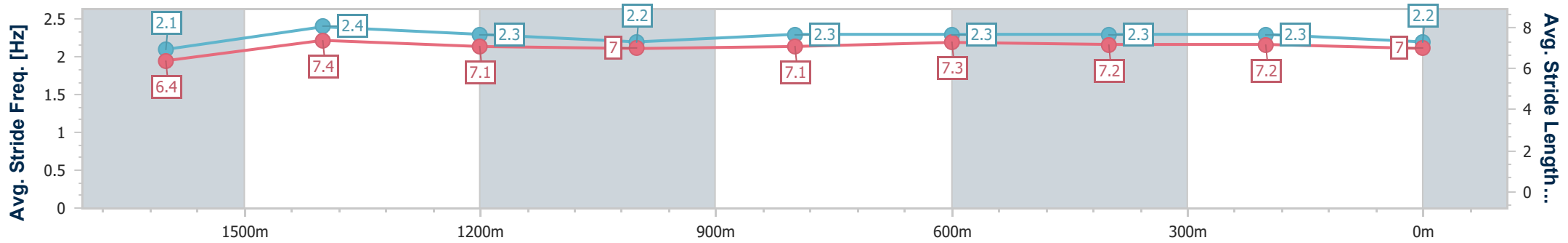
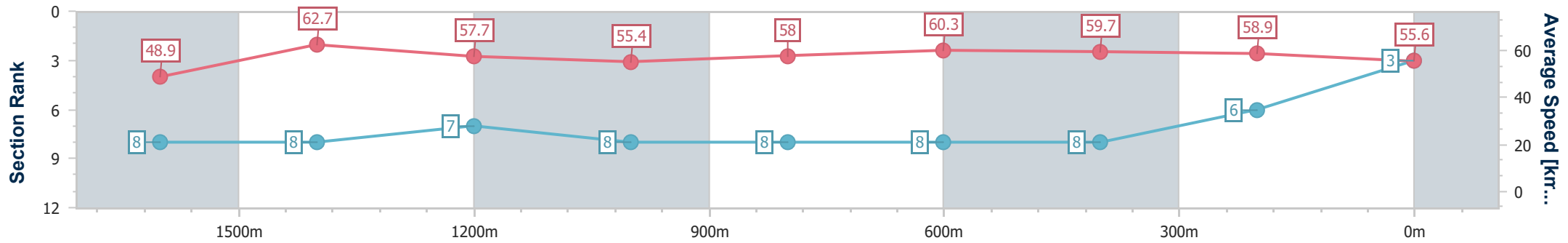
Sunshine Coast QLD Professional
Race 1: COSY PET BEDS Maiden Plate - 1800m



14 January 2024 - 12:50

Track Rating: Heavy 9, Weather: Fine, Rail Position: +9m Entire

Section	Overall	1600m	1400m	1200m	1000m	800m	600m	400m	200m			
Section Times	1:53.55 [3] (0:14.75)	1:38.80 [8] (0:11.46)	1:27.34 [8] (0:12.50)	1:14.84 [7] (0:12.97)	1:01.87 [8] (0:12.50)	0:49.37 [8] (0:12.08)	0:37.29 [8] (0:12.15)	0:25.14 [8] (0:12.24)	0:12.90 [6] (0:12.90)			
Average Speed [km/h]	48.9	62.7	57.7	55.4	58.0	60.3	59.7	58.9	55.6			
Top Speed [km/h]	62.5	63.4	60.9	57.2	59.2	61.0	60.9	59.4	57.3			
Avg. Dist. to Rail [m]	2.6	0.3	0.9	1.4	2.0	1.7	1.3	1.9	0.2			
Avg. Stride Freq. [Hz]	2.1	2.4	2.3	2.2	2.3	2.3	2.3	2.3	2.2			
Avg. Stride Length [m]	6.4	7.4	7.1	7.0	7.1	7.3	7.2	7.2	7.0			



- [] Ranking at each section and finish
- .-.- No data available at this section
- NA No data available



Horse/Jockey Name	Quick Shot
Final Rank	4
Fastest Section Time (Section)	0:11.60 (1600m)
Top Speed [km/h] (Section)	64.7 (1600m)
Race State	Finished



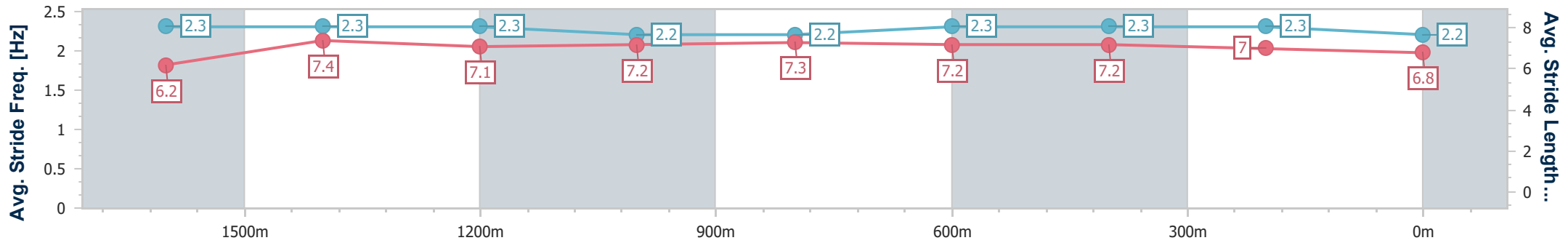
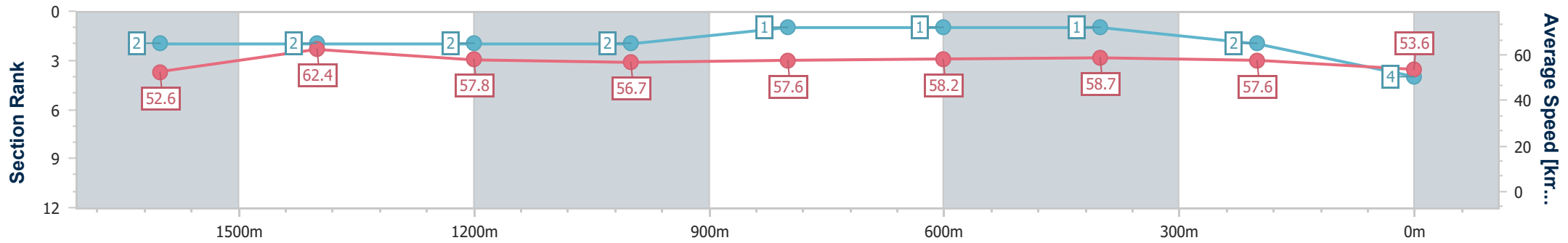
Sunshine Coast QLD Professional
Race 1: COSY PET BEDS Maiden Plate - 1800m



14 January 2024 - 12:50

Track Rating: Heavy 9, Weather: Fine, Rail Position: +9m Entire

Section	Overall	1600m	1400m	1200m	1000m	800m	600m	400m	200m
Section Times	1:53.58 [4] (0:13.75)	1:39.83 [2] (0:11.60)	1:28.23 [2] (0:12.54)	1:15.69 [2] (0:12.68)	1:03.01 [2] (0:12.54)	0:50.47 [1] (0:12.31)	0:38.16 [1] (0:12.23)	0:25.93 [1] (0:12.48)	0:13.45 [2] (0:13.45)
Average Speed [km/h]	52.6	62.4	57.8	56.7	57.6	58.2	58.7	57.6	53.6
Top Speed [km/h]	64.4	64.7	59.7	57.4	58.4	60.1	59.6	58.6	55.9
Avg. Dist. to Rail [m]	3.9	2.0	2.2	2.0	1.4	0.7	1.0	1.2	1.8
Avg. Stride Freq. [Hz]	2.3	2.3	2.3	2.2	2.2	2.3	2.3	2.3	2.2
Avg. Stride Length [m]	6.2	7.4	7.1	7.2	7.3	7.2	7.2	7.0	6.8



- [] Ranking at each section and finish
- .-.- No data available at this section
- NA No data available



Horse/Jockey Name	Sassy Tap
Final Rank	5
Fastest Section Time (Section)	0:11.47 (1600m)
Top Speed [km/h] (Section)	64.3 (1600m)
Race State	Finished



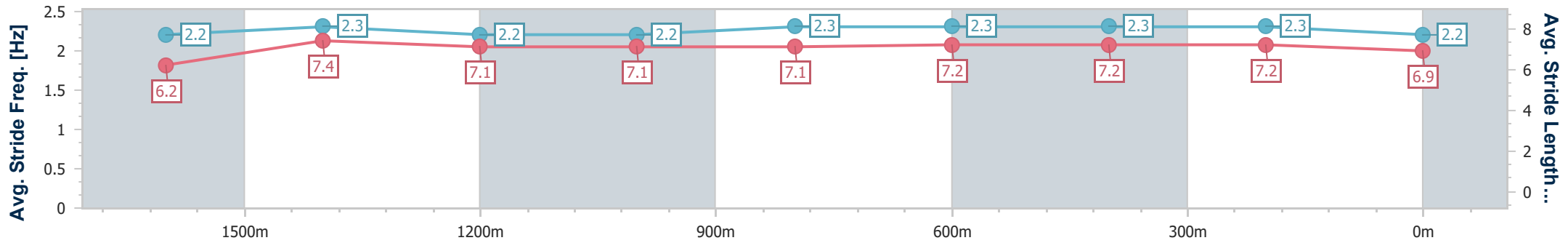
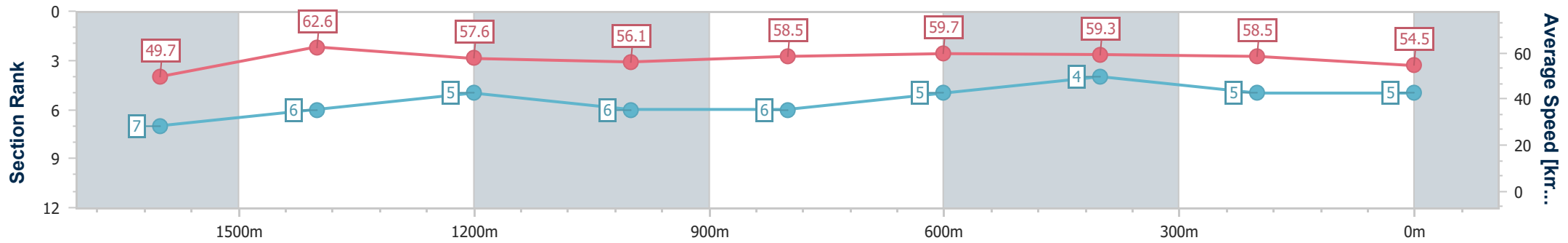
Sunshine Coast QLD Professional
Race 1: COSY PET BEDS Maiden Plate - 1800m



14 January 2024 - 12:50

Track Rating: Heavy 9, Weather: Fine, Rail Position: +9m Entire

Section	Overall	1600m	1400m	1200m	1000m	800m	600m	400m	200m				
Section Times	1:53.73 [5] (0:14.49)	1:39.24 [7] (0:11.47)	1:27.77 [6] (0:12.53)	1:15.24 [5] (0:12.89)	1:02.35 [6] (0:12.39)	0:49.96 [6] (0:12.12)	0:37.84 [5] (0:12.26)	0:25.58 [4] (0:12.34)	0:13.24 [5] (0:13.24)				
Average Speed [km/h]	49.7	62.6	57.6	56.1	58.5	59.7	59.3	58.5	54.5				
Top Speed [km/h]	62.8	64.3	59.5	57.7	59.9	60.9	60.5	59.5	57.2				
Avg. Dist. to Rail [m]	2.3	0.4	1.7	2.3	2.1	1.3	1.9	4.4	4.2				
Avg. Stride Freq. [Hz]	2.2	2.3	2.2	2.2	2.3	2.3	2.3	2.3	2.2				
Avg. Stride Length [m]	6.2	7.4	7.1	7.1	7.1	7.2	7.2	7.2	6.9				



- [] Ranking at each section and finish
- .-.- No data available at this section
- NA No data available



Horse/Jockey Name	Marvia Miss
Final Rank	6
Fastest Section Time (Section)	0:11.59 (1600m)
Top Speed [km/h] (Section)	65.3 (Overall)
Race State	Finished



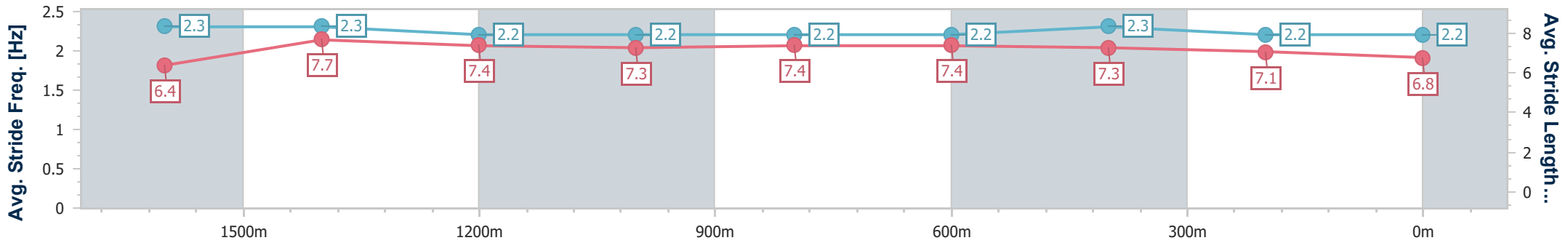
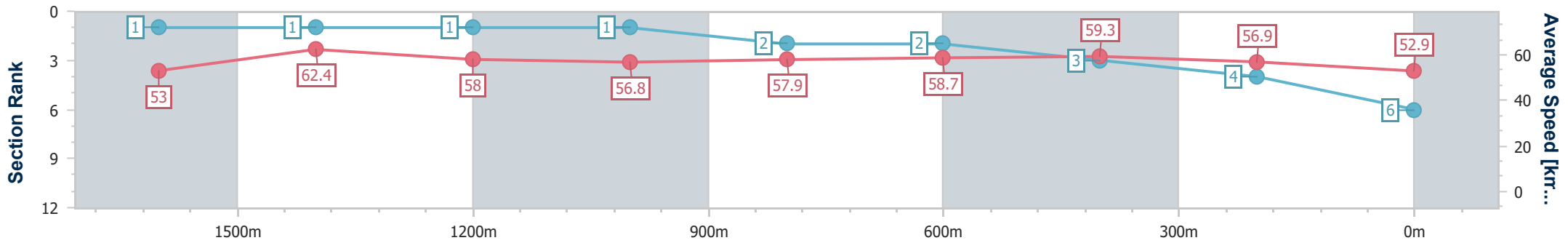
Sunshine Coast QLD Professional
Race 1: COSY PET BEDS Maiden Plate - 1800m



14 January 2024 - 12:50

Track Rating: Heavy 9, Weather: Fine, Rail Position: +9m Entire

Section	Overall	1600m	1400m	1200m	1000m	800m	600m	400m	200m
Section Times	1:54.08 [6] (0:13.74)	1:40.34 [1] (0:11.59)	1:28.75 [1] (0:12.52)	1:16.23 [1] (0:12.68)	1:03.55 [1] (0:12.61)	0:50.94 [2] (0:12.45)	0:38.49 [2] (0:12.20)	0:26.29 [3] (0:12.68)	0:13.61 [4] (0:13.61)
Average Speed [km/h]	53.0	62.4	58.0	56.8	57.9	58.7	59.3	56.9	52.9
Top Speed [km/h]	65.3	65.0	59.5	57.6	58.1	59.4	60.3	58.9	55.3
Avg. Dist. to Rail [m]	6.3	2.1	2.5	3.6	4.0	2.5	1.1	2.7	2.3
Avg. Stride Freq. [Hz]	2.3	2.3	2.2	2.2	2.2	2.2	2.3	2.2	2.2
Avg. Stride Length [m]	6.4	7.7	7.4	7.3	7.4	7.4	7.3	7.1	6.8



- [] Ranking at each section and finish
- .-.- No data available at this section
- NA No data available



Horse/Jockey Name	Cailin Alainn
Final Rank	7
Fastest Section Time (Section)	0:11.71 (1600m)
Top Speed [km/h] (Section)	65.3 (Overall)
Race State	Finished



Sunshine Coast QLD Professional

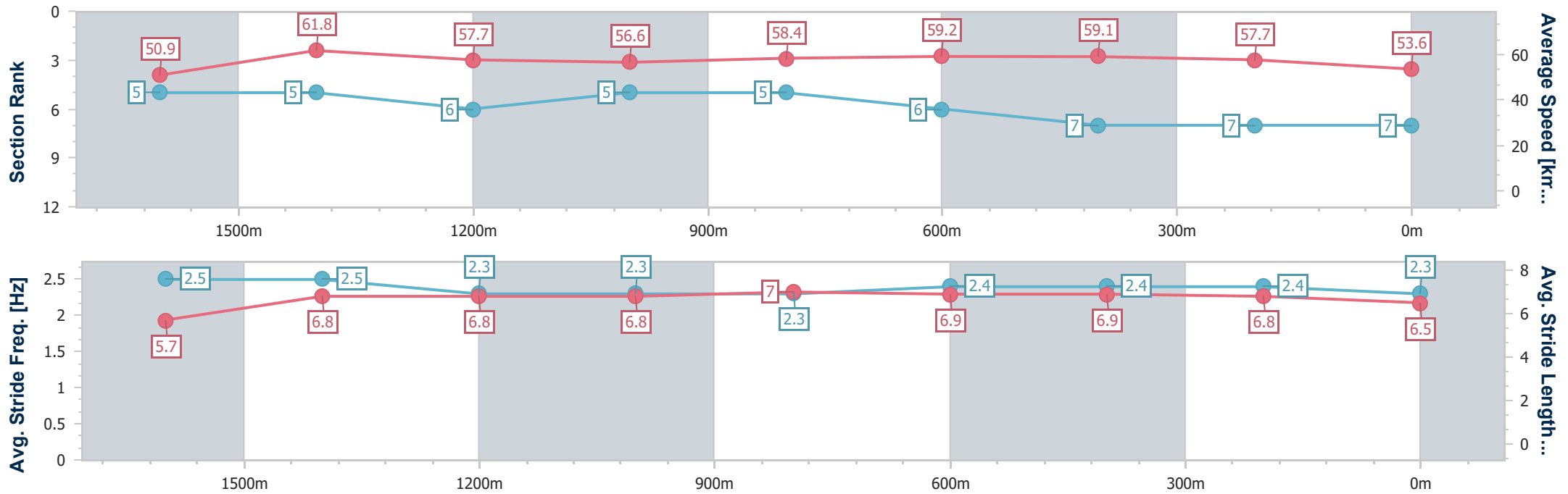
Race 1: COSY PET BEDS Maiden Plate - 1800m



14 January 2024 - 12:50

Track Rating: Heavy 9, Weather: Fine, Rail Position: +9m Entire

Section	Overall	1600m	1400m	1200m	1000m	800m	600m	400m	200m			
Section Times	1:54.25 [7] (0:14.22)	1:40.03 [5] (0:11.71)	1:28.32 [5] (0:12.57)	1:15.75 [6] (0:12.68)	1:03.07 [5] (0:12.46)	0:50.61 [5] (0:12.32)	0:38.29 [6] (0:12.36)	0:25.93 [7] (0:12.46)	0:13.47 [7] (0:13.47)			
Average Speed [km/h]	50.9	61.8	57.7	56.6	58.4	59.2	59.1	57.7	53.6			
Top Speed [km/h]	65.3	63.2	59.6	58.3	59.6	60.9	60.1	58.8	55.7			
Avg. Dist. to Rail [m]	5.7	1.7	1.8	2.1	2.2	2.5	2.6	3.7	4.0			
Avg. Stride Freq. [Hz]	2.5	2.5	2.3	2.3	2.3	2.4	2.4	2.4	2.3			
Avg. Stride Length [m]	5.7	6.8	6.8	6.8	7.0	6.9	6.9	6.8	6.5			



- [] Ranking at each section and finish
- .-.-.- No data available at this section
- NA No data available



Horse/Jockey Name	Misty Gold
Final Rank	8
Fastest Section Time (Section)	0:11.66 (1600m)
Top Speed [km/h] (Section)	64.7 (Overall)
Race State	Finished



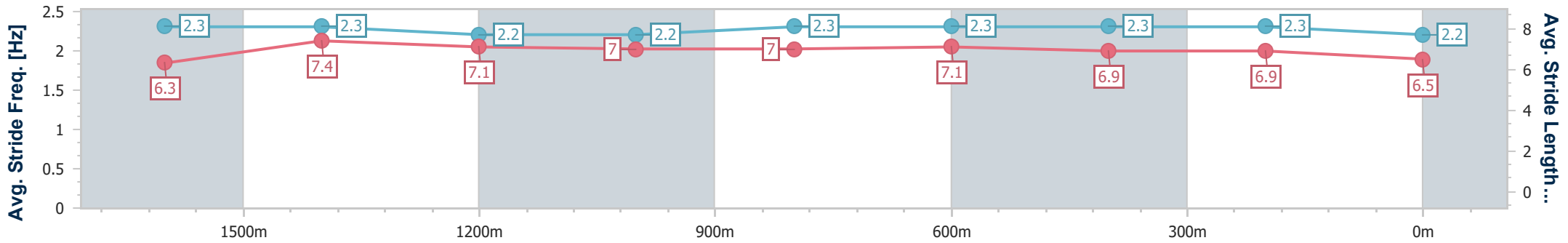
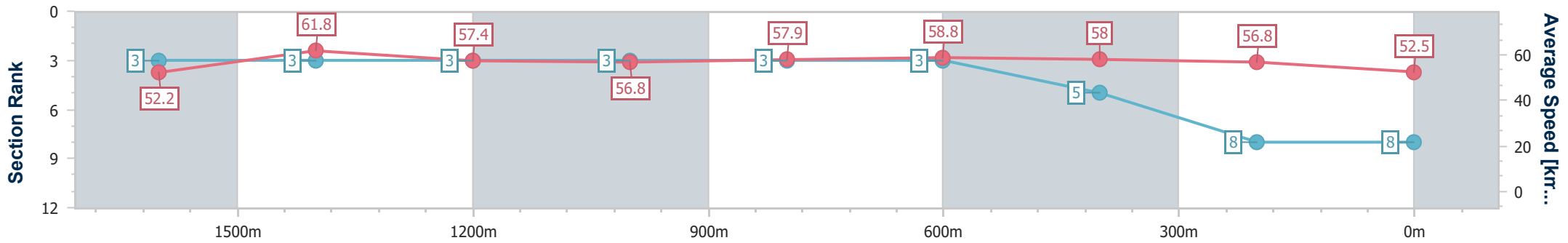
Sunshine Coast QLD Professional
Race 1: COSY PET BEDS Maiden Plate - 1800m



14 January 2024 - 12:50

Track Rating: Heavy 9, Weather: Fine, Rail Position: +9m Entire

Section	Overall	1600m	1400m	1200m	1000m	800m	600m	400m	200m			
Section Times	1:54.63 [8] (0:13.89)	1:40.74 [3] (0:11.66)	1:29.08 [3] (0:12.60)	1:16.48 [3] (0:12.70)	1:03.78 [3] (0:12.50)	0:51.28 [3] (0:12.41)	0:38.87 [3] (0:12.48)	0:26.39 [5] (0:12.69)	0:13.70 [8] (0:13.70)			
Average Speed [km/h]	52.2	61.8	57.4	56.8	57.9	58.8	58.0	56.8	52.5			
Top Speed [km/h]	64.7	63.9	60.0	57.5	60.0	59.8	59.6	57.9	55.8			
Avg. Dist. to Rail [m]	4.1	0.9	1.6	1.9	2.2	2.2	1.3	0.7	0.4			
Avg. Stride Freq. [Hz]	2.3	2.3	2.2	2.2	2.3	2.3	2.3	2.3	2.2			
Avg. Stride Length [m]	6.3	7.4	7.1	7.0	7.0	7.1	6.9	6.9	6.5			



- [] Ranking at each section and finish
- .-.- No data available at this section
- NA No data available