



Sunshine Coast QLD Professional
Race 5: SUNNY MEDIA BENCHMARK 58 Handicap - 1000m
14 January 2024 - 15:09



Track Rating: Heavy 8, Weather: Fine, Rail Position: +9m Entire

Section											Last 600m		
Field Times		Overall	800m	600m	400m	200m						0:34.86	
		0:58.79 (0:13.18)	0:45.61 (0:10.75)	0:34.86 (0:11.40)	0:23.46 (0:11.32)	0:12.14 (0:12.14)							
Rank	TAB	Horse/Jockey	Barrier	Top Speed [km/h]	Fastest Section							Margin	Distance Travelled [m]
1	6	DIRTY DANCING Jake Bayliss	6	67.5 800m	0:10.95 600m	0:58.79 [1] (0:13.73)	0:45.06 [6] (0:11.12)	0:33.94 [7] (0:10.95)	0:22.99 [7] (0:11.00)	0:11.99 [3] (0:11.99)	0:58.79	0:33.94	
2	8	ARTIE PANTZ Michael Rodd	10	68.2 800m	0:10.76 800m	0:58.85 [2] (0:13.62)	0:45.23 [4] (0:10.76)	0:34.47 [4] (0:11.12)	0:23.35 [3] (0:11.44)	0:11.91 [6] (0:11.91)	0.2L	0:34.47	+0
3	11	CITY CHICK Shania Willis	3	68.8 Overall	0:10.79 800m	0:58.90 [3] (0:13.34)	0:45.56 [2] (0:10.79)	0:34.77 [2] (0:11.30)	0:23.47 [2] (0:11.28)	0:12.19 [2] (0:12.19)	0.4L	0:34.77	+0
4	12	WHO INVITED HER Mark Du Plessis	12	67.6 400m	0:10.98 400m	0:59.02 [4] (0:14.11)	0:44.91 [9] (0:11.11)	0:33.80 [10] (0:11.05)	0:22.75 [10] (0:10.98)	0:11.77 [10] (0:11.77)	0.9L	0:33.80	+1
5	1	OUR ROCKETMAN Justin Huxtable	2	66.8 400m	0:10.97 800m	0:59.05 [5] (0:13.80)	0:45.25 [7] (0:10.97)	0:34.28 [6] (0:11.02)	0:23.26 [6] (0:11.07)	0:12.19 [5] (0:12.19)	1L	0:34.28	-2
6	3	KERNEL BOOM Jasper Franklin	8	68.0 600m	0:10.90 800m	0:59.08 [6] (0:13.73)	0:45.35 [5] (0:10.90)	0:34.45 [5] (0:11.02)	0:23.43 [4] (0:11.00)	0:12.43 [1] (0:12.43)	1.2L	0:34.45	+4
7	5	DEALING'S DONE Robbie Dolan	5	67.3 Overall	0:10.90 800m	0:59.12 [7] (0:14.12)	0:45.00 [10] (0:10.90)	0:34.10 [9] (0:10.95)	0:23.15 [9] (0:11.14)	0:12.01 [7] (0:12.01)	1.4L	0:34.10	-3
8	13	TOP BIRD Sean Cormack	7	68.2 Overall	0:10.89 800m	0:59.26 [8] (0:14.00)	0:45.26 [8] (0:10.89)	0:34.37 [8] (0:11.04)	0:23.33 [8] (0:11.19)	0:12.14 [8] (0:12.14)	2.2L	0:34.37	+2
9	4	POTENT VIEW Alisha Donald	1	67.4 800m	0:10.96 800m	0:59.85 [9] (0:13.40)	0:46.45 [3] (0:10.96)	0:35.49 [3] (0:11.40)	0:24.09 [5] (0:11.48)	0:12.61 [9] (0:12.61)	5.5L	0:35.49	-5
10	9	MR ENCORE Boris Thornton	13	69.9 Overall	0:10.75 800m	0:59.87 [10] (0:13.18)	0:46.69 [1] (0:10.75)	0:35.94 [1] (0:11.40)	0:24.54 [1] (0:11.50)	0:13.04 [4] (0:13.04)	5.6L	0:35.94	-6

Scratched: Coburg (#2), Platinum Lies (#10), He's Essential (#7)

[] Ranking at each section and finish
 -:-:- No data available at this section
 NA No data available
 SCN Saddle cloth number
 DNF Did not finish
 DNT Did not track



Horse/Jockey Name	Dirty Dancing
Final Rank	1
Fastest Section Time (Section)	0:10.95 (600m)
Top Speed [km/h] (Section)	67.5 (800m)
Race State	Finished



Sunshine Coast QLD Professional

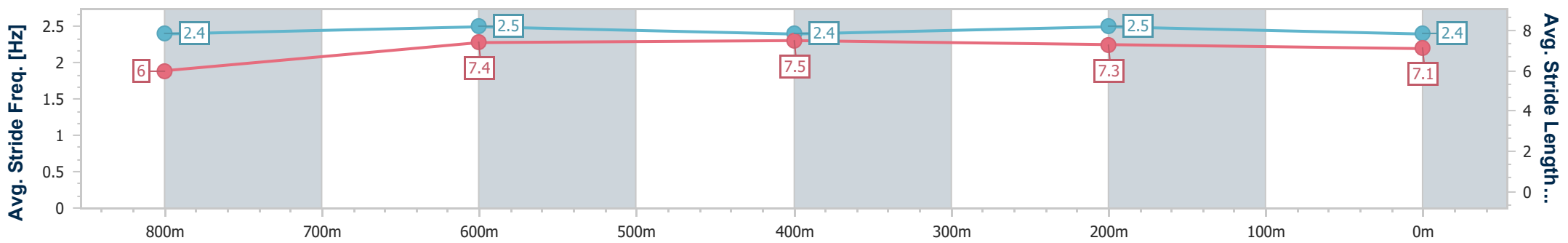
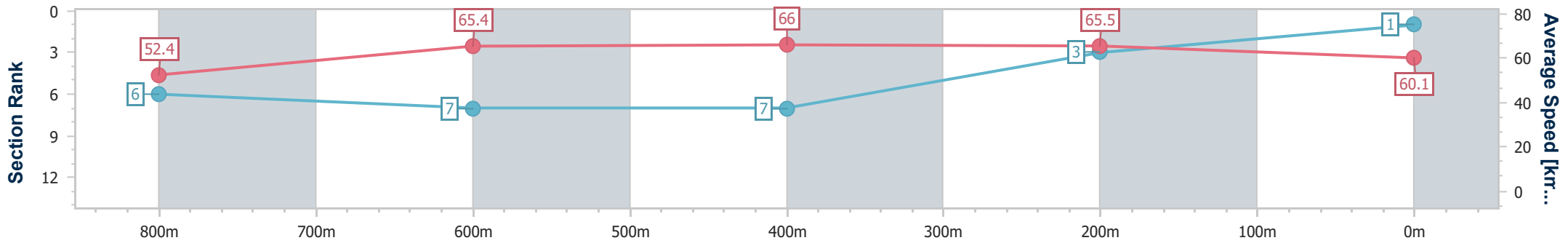
Race 5: SUNNY MEDIA BENCHMARK 58 Handicap - 1000m



14 January 2024 - 15:09

Track Rating: Heavy 8, Weather: Fine, Rail Position: +9m Entire

Section	Overall	800m	600m	400m	200m
Section Times	0:58.79 [1] (0:13.73)	0:45.06 [6] (0:11.12)	0:33.94 [7] (0:10.95)	0:22.99 [7] (0:11.00)	0:11.99 [3] (0:11.99)
Average Speed [km/h]	52.4	65.4	66.0	65.5	60.1
Top Speed [km/h]	67.0	67.5	67.4	66.7	63.7
Avg. Dist. to Rail [m]	4.6	2.6	0.9	3.5	4.7
Avg. Stride Freq. [Hz]	2.4	2.5	2.4	2.5	2.4
Avg. Stride Length [m]	6.0	7.4	7.5	7.3	7.1



- [] Ranking at each section and finish
- .-.- No data available at this section
- NA No data available



Horse/Jockey Name	Artie Pantz
Final Rank	2
Fastest Section Time (Section)	0:10.76 (800m)
Top Speed [km/h] (Section)	68.2 (800m)
Race State	Finished



Sunshine Coast QLD Professional

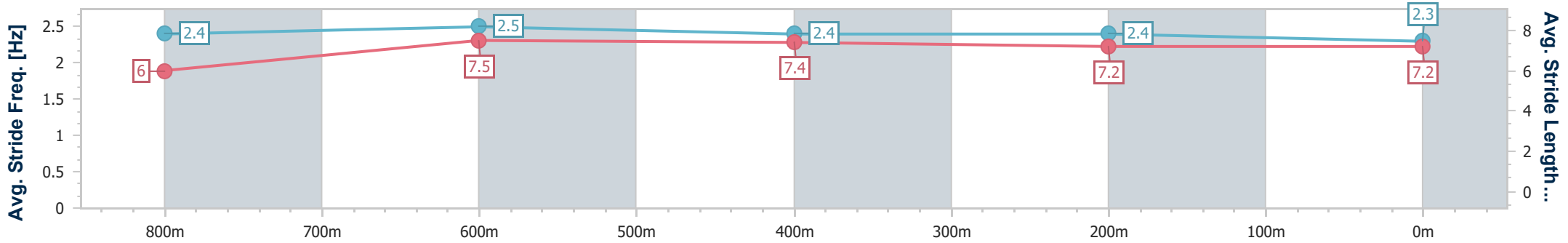
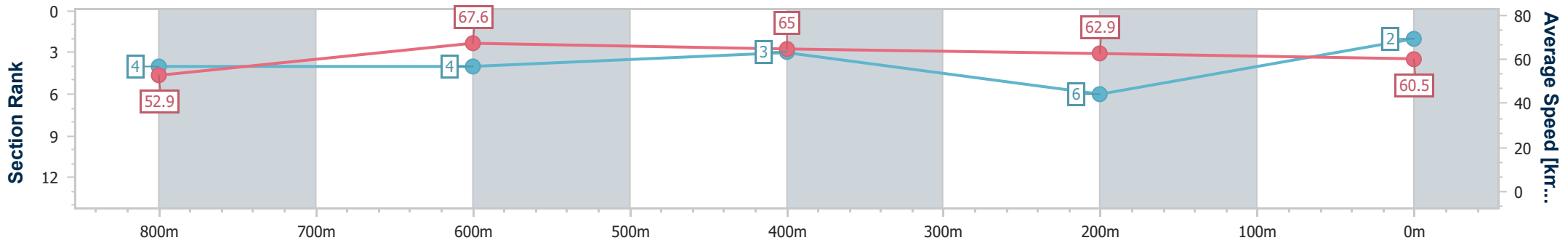
Race 5: SUNNY MEDIA BENCHMARK 58 Handicap - 1000m



14 January 2024 - 15:09

Track Rating: Heavy 8, Weather: Fine, Rail Position: +9m Entire

Section	Overall	800m	600m	400m	200m
Section Times	0:58.85 [2] (0:13.62)	0:45.23 [4] (0:10.76)	0:34.47 [4] (0:11.12)	0:23.35 [3] (0:11.44)	0:11.91 [6] (0:11.91)
Average Speed [km/h]	52.9	67.6	65.0	62.9	60.5
Top Speed [km/h]	68.0	68.2	66.2	64.5	63.4
Avg. Dist. to Rail [m]	6.6	2.4	1.2	2.4	1.9
Avg. Stride Freq. [Hz]	2.4	2.5	2.4	2.4	2.3
Avg. Stride Length [m]	6.0	7.5	7.4	7.2	7.2



- [] Ranking at each section and finish
- .-.- No data available at this section
- NA No data available



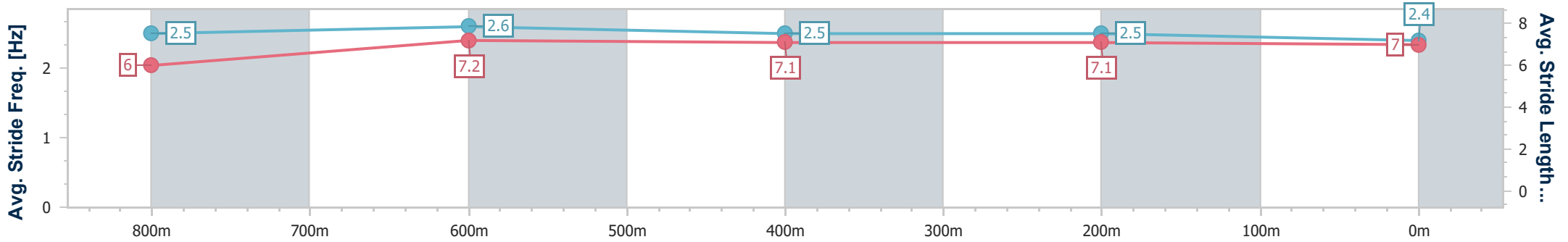
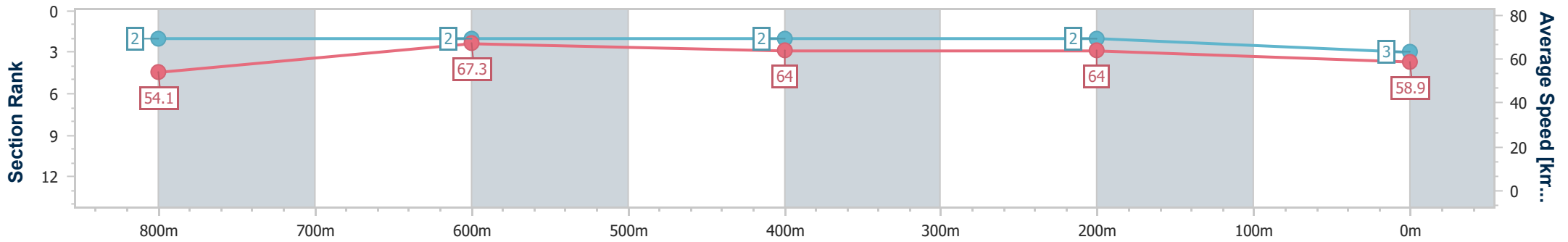
Horse/Jockey Name	City Chick
Final Rank	3
Fastest Section Time (Section)	0:10.79 (800m)
Top Speed [km/h] (Section)	68.8 (Overall)
Race State	Finished



Sunshine Coast QLD Professional
 Race 5: SUNNY MEDIA BENCHMARK 58 Handicap - 1000m
 14 January 2024 - 15:09
 Track Rating: Heavy 8, Weather: Fine, Rail Position: +9m Entire



Section	Overall	800m	600m	400m	200m
Section Times	0:58.90 [3] (0:13.34)	0:45.56 [2] (0:10.79)	0:34.77 [2] (0:11.30)	0:23.47 [2] (0:11.28)	0:12.19 [2] (0:12.19)
Average Speed [km/h]	54.1	67.3	64.0	64.0	58.9
Top Speed [km/h]	68.8	68.2	65.7	64.6	61.7
Avg. Dist. to Rail [m]	3.7	2.2	0.8	1.2	0.7
Avg. Stride Freq. [Hz]	2.5	2.6	2.5	2.5	2.4
Avg. Stride Length [m]	6.0	7.2	7.1	7.1	7.0



- [] Ranking at each section and finish
- .-.- No data available at this section
- NA No data available



Horse/Jockey Name	Who Invited Her
Final Rank	4
Fastest Section Time (Section)	0:10.98 (400m)
Top Speed [km/h] (Section)	67.6 (400m)
Race State	Finished



Sunshine Coast QLD Professional

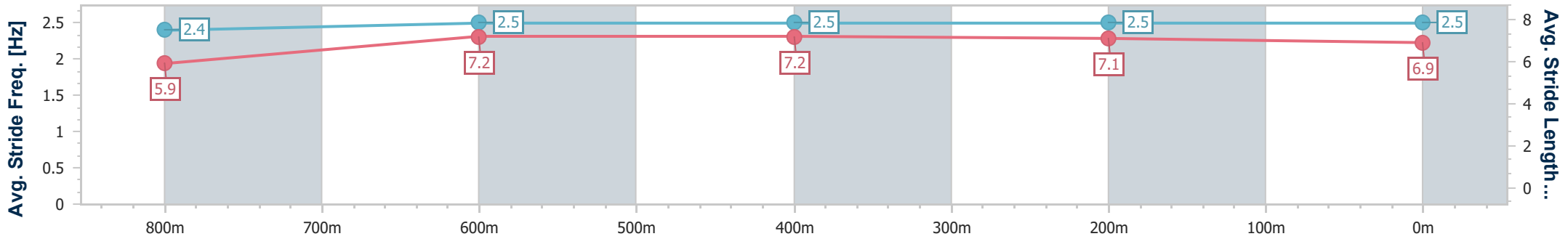
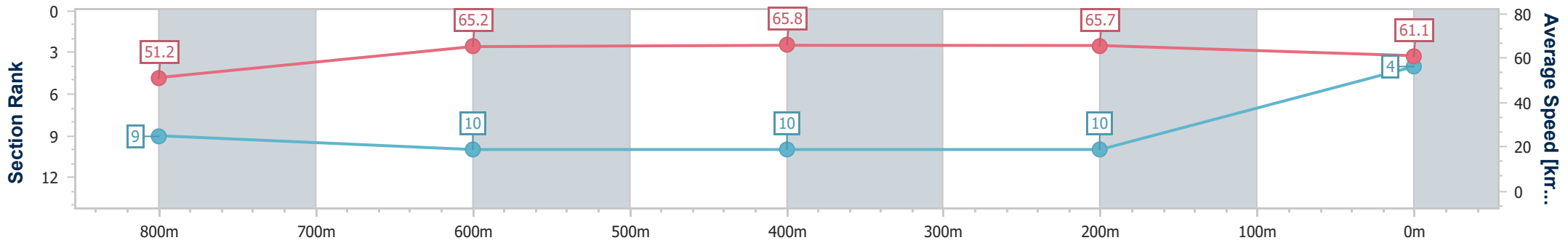
Race 5: SUNNY MEDIA BENCHMARK 58 Handicap - 1000m



14 January 2024 - 15:09

Track Rating: Heavy 8, Weather: Fine, Rail Position: +9m Entire

Section	Overall	800m	600m	400m	200m
Section Times	0:59.02 [4] (0:14.11)	0:44.91 [9] (0:11.11)	0:33.80 [10] (0:11.05)	0:22.75 [10] (0:10.98)	0:11.77 [10] (0:11.77)
Average Speed [km/h]	51.2	65.2	65.8	65.7	61.1
Top Speed [km/h]	65.7	65.8	66.6	67.6	64.2
Avg. Dist. to Rail [m]	7.4	2.0	1.8	3.9	4.3
Avg. Stride Freq. [Hz]	2.4	2.5	2.5	2.5	2.5
Avg. Stride Length [m]	5.9	7.2	7.2	7.1	6.9



- [] Ranking at each section and finish
- .-.-.- No data available at this section
- NA No data available



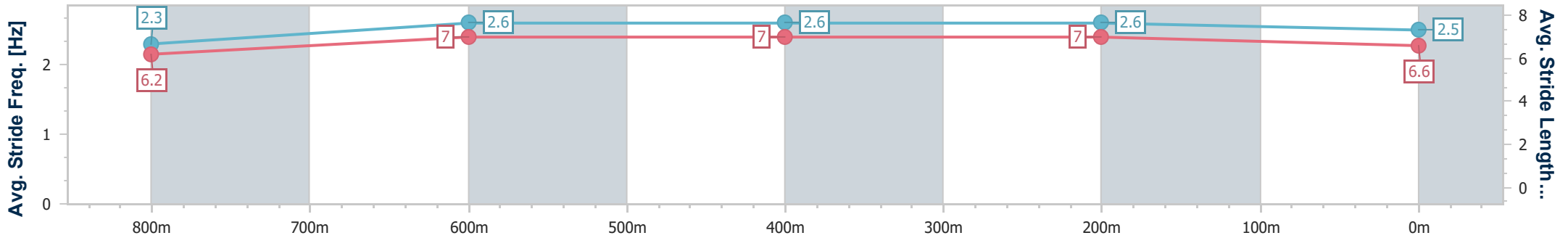
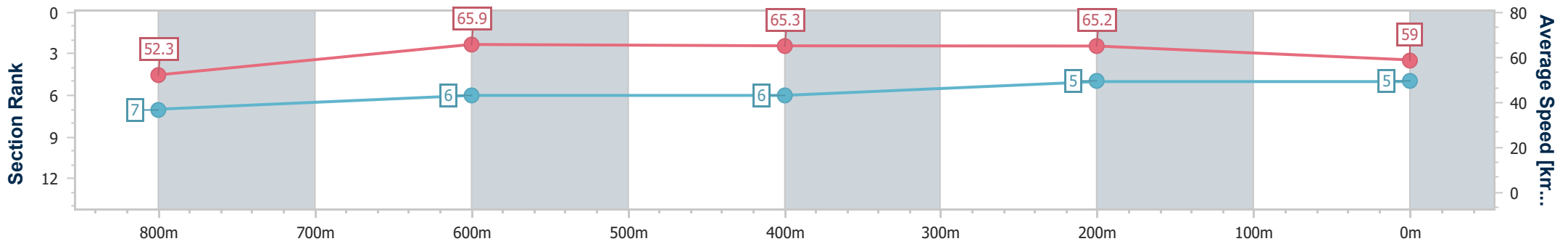
Horse/Jockey Name	Our Rocketman
Final Rank	5
Fastest Section Time (Section)	0:10.97 (800m)
Top Speed [km/h] (Section)	66.8 (400m)
Race State	Finished



Sunshine Coast QLD Professional
 Race 5: SUNNY MEDIA BENCHMARK 58 Handicap - 1000m
 14 January 2024 - 15:09
 Track Rating: Heavy 8, Weather: Fine, Rail Position: +9m Entire



Section	Overall	800m	600m	400m	200m
Section Times	0:59.05 [5] (0:13.80)	0:45.25 [7] (0:10.97)	0:34.28 [6] (0:11.02)	0:23.26 [6] (0:11.07)	0:12.19 [5] (0:12.19)
Average Speed [km/h]	52.3	65.9	65.3	65.2	59.0
Top Speed [km/h]	66.6	66.7	66.6	66.8	62.9
Avg. Dist. to Rail [m]	2.6	0.9	0.5	1.7	1.1
Avg. Stride Freq. [Hz]	2.3	2.6	2.6	2.6	2.5
Avg. Stride Length [m]	6.2	7.0	7.0	7.0	6.6



- [] Ranking at each section and finish
- .-.- No data available at this section
- NA No data available



Horse/Jockey Name	Kernel Boom
Final Rank	6
Fastest Section Time (Section)	0:10.90 (800m)
Top Speed [km/h] (Section)	68.0 (600m)
Race State	Finished



Sunshine Coast QLD Professional

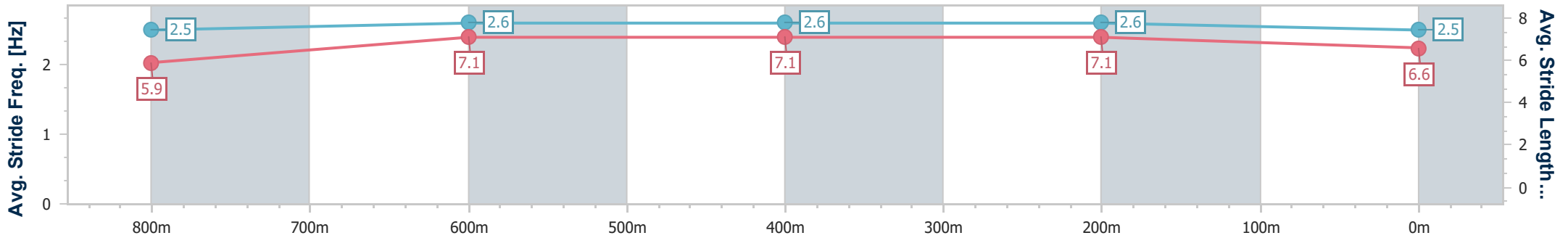
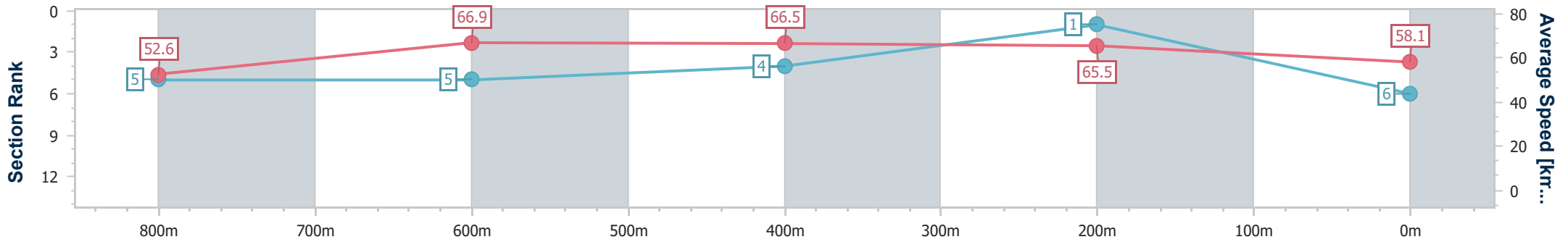
Race 5: SUNNY MEDIA BENCHMARK 58 Handicap - 1000m



14 January 2024 - 15:09

Track Rating: Heavy 8, Weather: Fine, Rail Position: +9m Entire

Section	Overall	800m	600m	400m	200m
Section Times	0:59.08 [6] (0:13.73)	0:45.35 [5] (0:10.90)	0:34.45 [5] (0:11.02)	0:23.43 [4] (0:11.00)	0:12.43 [1] (0:12.43)
Average Speed [km/h]	52.6	66.9	66.5	65.5	58.1
Top Speed [km/h]	67.8	67.6	68.0	66.6	63.3
Avg. Dist. to Rail [m]	6.1	3.0	3.6	6.1	6.7
Avg. Stride Freq. [Hz]	2.5	2.6	2.6	2.6	2.5
Avg. Stride Length [m]	5.9	7.1	7.1	7.1	6.6



- [] Ranking at each section and finish
- .-.- No data available at this section
- NA No data available



Horse/Jockey Name	Dealing's Done
Final Rank	7
Fastest Section Time (Section)	0:10.90 (800m)
Top Speed [km/h] (Section)	67.3 (Overall)
Race State	Finished



Sunshine Coast QLD Professional

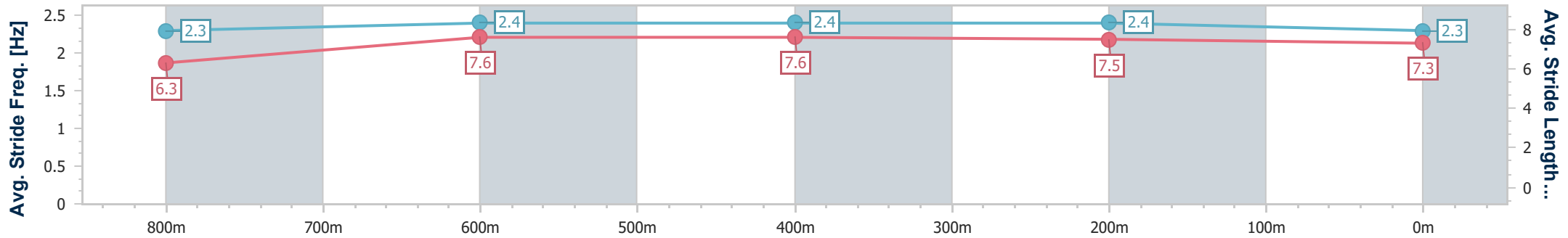
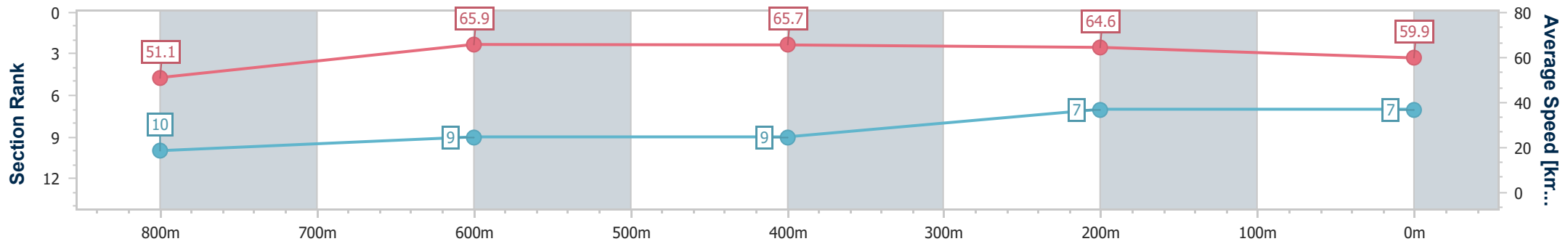
Race 5: SUNNY MEDIA BENCHMARK 58 Handicap - 1000m



14 January 2024 - 15:09

Track Rating: Heavy 8, Weather: Fine, Rail Position: +9m Entire

Section	Overall	800m	600m	400m	200m
Section Times	0:59.12 [7] (0:14.12)	0:45.00 [10] (0:10.90)	0:34.10 [9] (0:10.95)	0:23.15 [9] (0:11.14)	0:12.01 [7] (0:12.01)
Average Speed [km/h]	51.1	65.9	65.7	64.6	59.9
Top Speed [km/h]	67.3	67.1	66.8	65.9	62.2
Avg. Dist. to Rail [m]	3.0	0.5	0.4	1.3	2.5
Avg. Stride Freq. [Hz]	2.3	2.4	2.4	2.4	2.3
Avg. Stride Length [m]	6.3	7.6	7.6	7.5	7.3



- [] Ranking at each section and finish
- .-.- No data available at this section
- NA No data available



Horse/Jockey Name	Top Bird
Final Rank	8
Fastest Section Time (Section)	0:10.89 (800m)
Top Speed [km/h] (Section)	68.2 (Overall)
Race State	Finished



Sunshine Coast QLD Professional

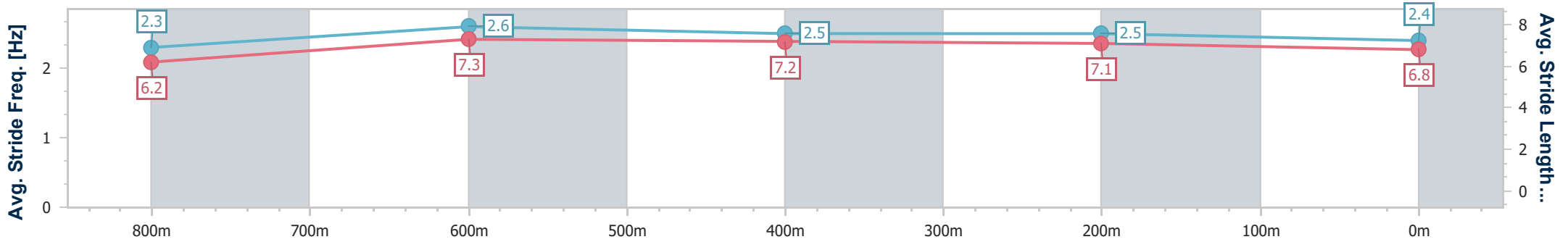
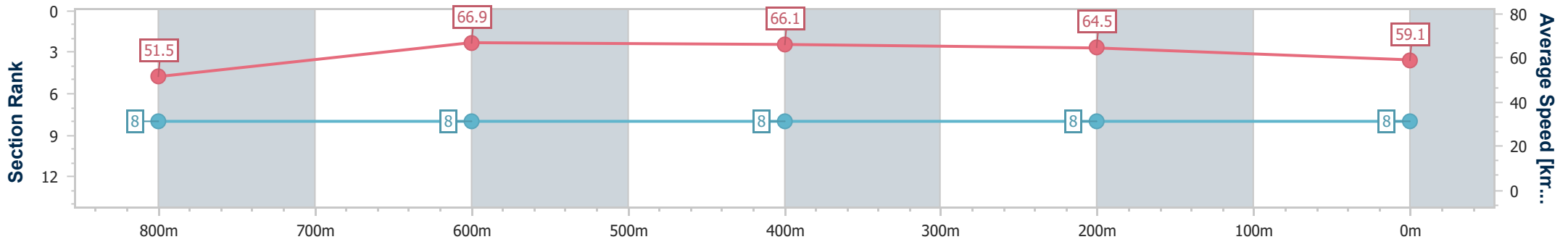
Race 5: SUNNY MEDIA BENCHMARK 58 Handicap - 1000m



14 January 2024 - 15:09

Track Rating: Heavy 8, Weather: Fine, Rail Position: +9m Entire

Section	Overall	800m	600m	400m	200m
Section Times	0:59.26 [8] (0:14.00)	0:45.26 [8] (0:10.89)	0:34.37 [8] (0:11.04)	0:23.33 [8] (0:11.19)	0:12.14 [8] (0:12.14)
Average Speed [km/h]	51.5	66.9	66.1	64.5	59.1
Top Speed [km/h]	68.2	67.9	67.1	65.9	63.6
Avg. Dist. to Rail [m]	4.5	2.8	2.7	4.0	4.3
Avg. Stride Freq. [Hz]	2.3	2.6	2.5	2.5	2.4
Avg. Stride Length [m]	6.2	7.3	7.2	7.1	6.8



- [] Ranking at each section and finish
- .-.- No data available at this section
- NA No data available



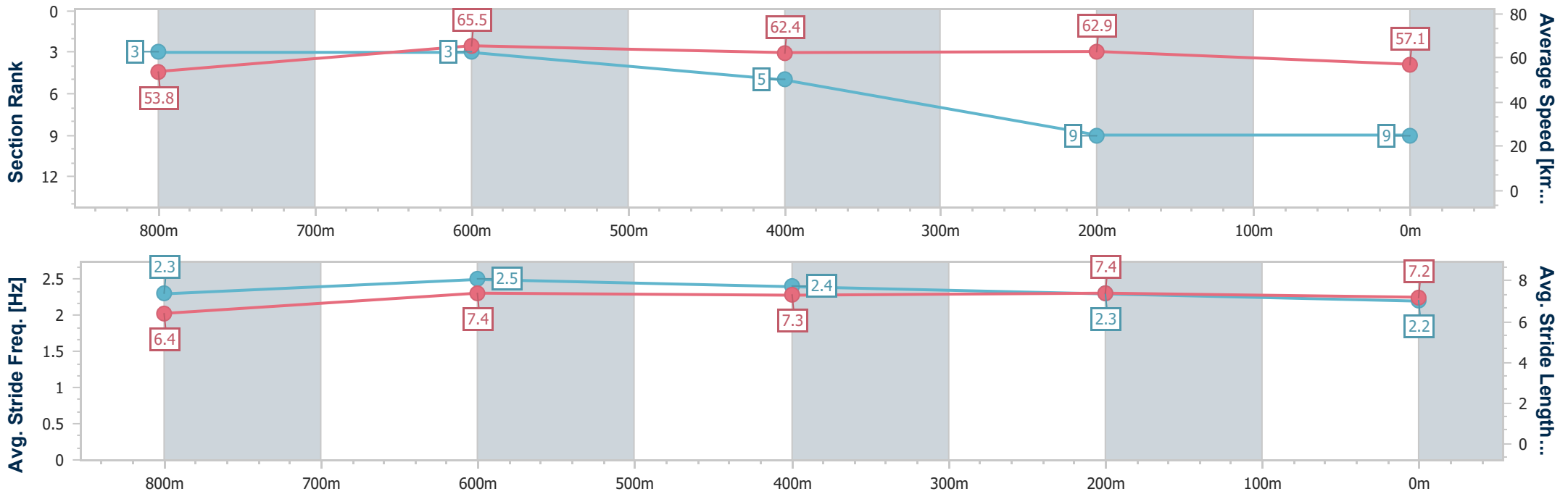
Horse/Jockey Name	Potent View
Final Rank	9
Fastest Section Time (Section)	0:10.96 (800m)
Top Speed [km/h] (Section)	67.4 (800m)
Race State	Finished



Sunshine Coast QLD Professional
 Race 5: SUNNY MEDIA BENCHMARK 58 Handicap - 1000m
 14 January 2024 - 15:09
 Track Rating: Heavy 8, Weather: Fine, Rail Position: +9m Entire



Section	Overall	800m	600m	400m	200m
Section Times	0:59.85 [9] (0:13.40)	0:46.45 [3] (0:10.96)	0:35.49 [3] (0:11.40)	0:24.09 [5] (0:11.48)	0:12.61 [9] (0:12.61)
Average Speed [km/h]	53.8	65.5	62.4	62.9	57.1
Top Speed [km/h]	66.4	67.4	63.8	64.3	61.0
Avg. Dist. to Rail [m]	2.2	0.8	2.0	1.7	1.1
Avg. Stride Freq. [Hz]	2.3	2.5	2.4	2.3	2.2
Avg. Stride Length [m]	6.4	7.4	7.3	7.4	7.2



- [] Ranking at each section and finish
- .-.- No data available at this section
- NA No data available



Horse/Jockey Name	Mr Encore
Final Rank	10
Fastest Section Time (Section)	0:10.75 (800m)
Top Speed [km/h] (Section)	69.9 (Overall)
Race State	Finished



Sunshine Coast QLD Professional

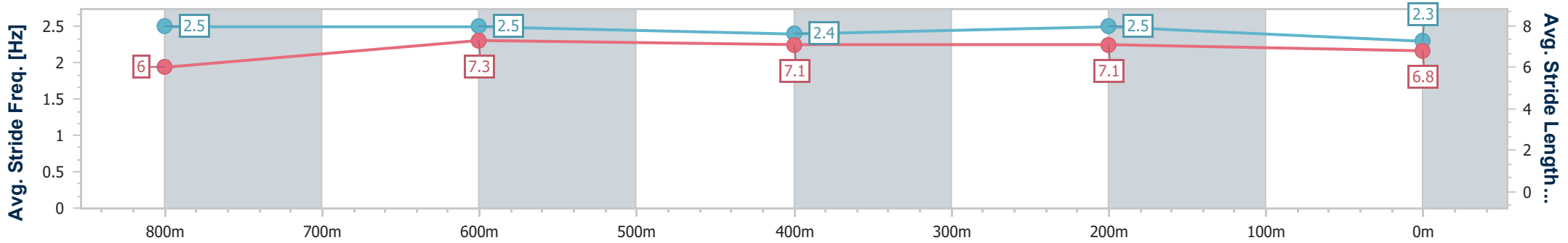
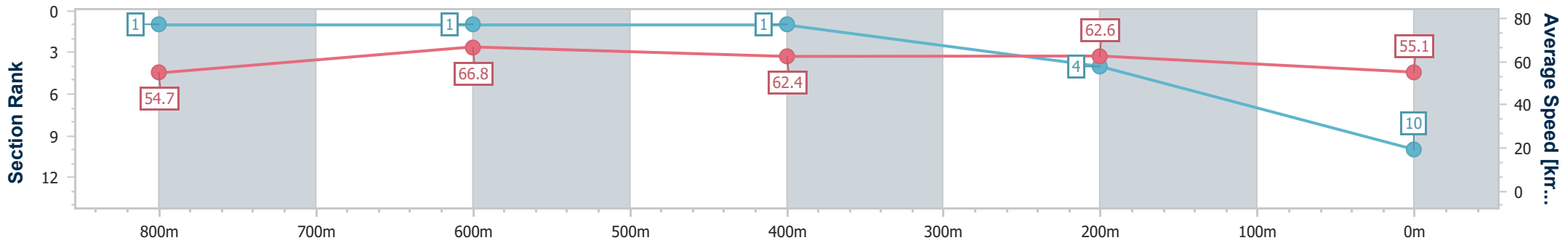
Race 5: SUNNY MEDIA BENCHMARK 58 Handicap - 1000m



14 January 2024 - 15:09

Track Rating: Heavy 8, Weather: Fine, Rail Position: +9m Entire

Section	Overall	800m	600m	400m	200m
Section Times	0:59.87 [10] (0:13.18)	0:46.69 [1] (0:10.75)	0:35.94 [1] (0:11.40)	0:24.54 [1] (0:11.50)	0:13.04 [4] (0:13.04)
Average Speed [km/h]	54.7	66.8	62.4	62.6	55.1
Top Speed [km/h]	69.9	67.6	64.6	63.9	60.1
Avg. Dist. to Rail [m]	8.1	1.7	2.0	0.6	0.3
Avg. Stride Freq. [Hz]	2.5	2.5	2.4	2.5	2.3
Avg. Stride Length [m]	6.0	7.3	7.1	7.1	6.8



- [] Ranking at each section and finish
- .-.- No data available at this section
- NA No data available