



Doomben QLD Professional
Race 1: GIRLS DAY OUT ON SALE NOW QTIS Two-Year-Old Maiden
Plate - 1110m
17 January 2024 - 13:40



BRISBANE
RACING CLUB

Track Rating: Soft 7, Weather: Overcast, Rail Position: +7.5 Entire

Section		Overall	1000m	800m	600m	400m	200m	Last 600m					
Field Times		1:06.82 (0:08.62)	0:58.20 (0:10.71)	0:47.49 (0:11.21)	0:36.28 (0:11.55)	0:24.73 (0:11.71)	0:13.02 (0:13.02)	0:36.28					
Rank	TAB Horse/Jockey	Barrier	Top Speed [km/h]	Fastest Section							Margin	Distance Travelled [m]	
1	4 TIGER TIE Tahlia Fenlon	2	68.1 1000m	0:08.62 Overall	1:06.82 [1] (0:08.62)	0:58.20 [1] (0:10.71)	0:47.49 [1] (0:11.21)	0:36.28 [1] (0:11.55)	0:24.73 [1] (0:11.71)	0:13.02 [1] (0:13.02)	1:06.82	0:36.28	
2	6 LADY BOSSA NOVA Kenji Yoshida	1	67.5 1000m	0:08.63 Overall	1:07.06 [2] (0:08.63)	0:58.43 [2] (0:10.91)	0:47.52 [4] (0:11.19)	0:36.33 [3] (0:11.64)	0:24.69 [3] (0:11.85)	0:12.84 [3] (0:12.84)	1.4L	0:36.33	+2
3	1 DUE CALZINI Ben Thompson	6	67.7 1000m	0:09.03 Overall	1:07.33 [3] (0:09.03)	0:58.30 [7] (0:10.90)	0:47.40 [6] (0:11.55)	0:35.85 [7] (0:11.67)	0:24.18 [7] (0:11.73)	0:12.45 [6] (0:12.45)	2.99L	0:35.85	+3
4	7 MISHY Jake Bayliss	8	69.3 1000m	0:08.73 Overall	1:07.41 [4] (0:08.73)	0:58.68 [4] (0:10.63)	0:48.05 [2] (0:11.22)	0:36.83 [2] (0:11.69)	0:25.14 [2] (0:11.74)	0:13.40 [2] (0:13.40)	3.49L	0:36.83	+5
5	8 SHINING SPIRIT Luke Tarrant	4	66.0 1000m	0:08.80 Overall	1:07.43 [5] (0:08.80)	0:58.63 [5] (0:11.03)	0:47.60 [5] (0:11.43)	0:36.17 [6] (0:11.58)	0:24.59 [5] (0:11.94)	0:12.65 [4] (0:12.65)	3.57L	0:36.17	+3
6	3 MISHANI REACTOR Samantha Collett	9	66.2 1000m	0:08.83 Overall	1:07.98 [6] (0:08.83)	0:59.15 [6] (0:11.14)	0:48.01 [7] (0:11.27)	0:36.74 [5] (0:11.75)	0:24.99 [6] (0:11.79)	0:13.20 [5] (0:13.20)	6.84L	0:36.74	+3
7	9 SWEET CANDY Cejay Graham	7	67.6 1000m	0:08.70 Overall	1:08.33 [7] (0:08.70)	0:59.63 [3] (0:10.81)	0:48.82 [3] (0:11.29)	0:37.53 [4] (0:11.86)	0:25.67 [4] (0:12.30)	0:13.37 [7] (0:13.37)	8.86L	0:37.53	+1

Scratched: Mishani I Am (#2), Dreamdrop (#5)

[] Ranking at each section and finish
 -:-:- No data available at this section
 NA No data available

SCN Saddle cloth number
 DNF Did not finish
 DNT Did not track



Horse/Jockey Name	Tiger Tie
Final Rank	1
Fastest Section Time (Section)	0:08.62 (Overall)
Top Speed [km/h] (Section)	68.1 (1000m)
Race State	Finished



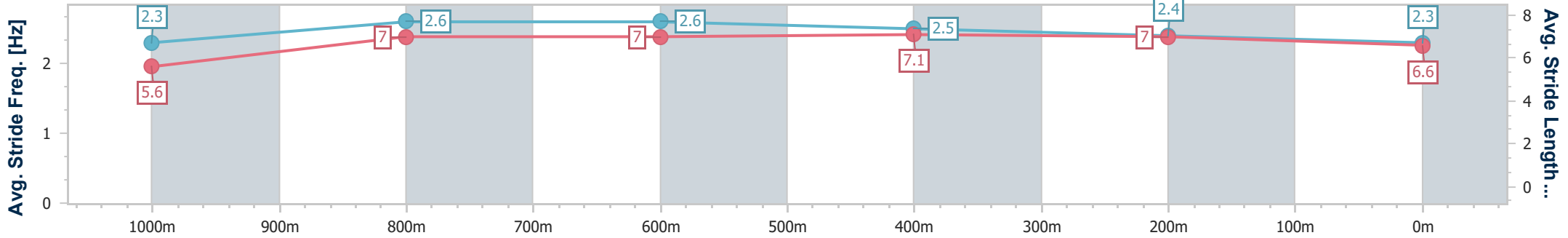
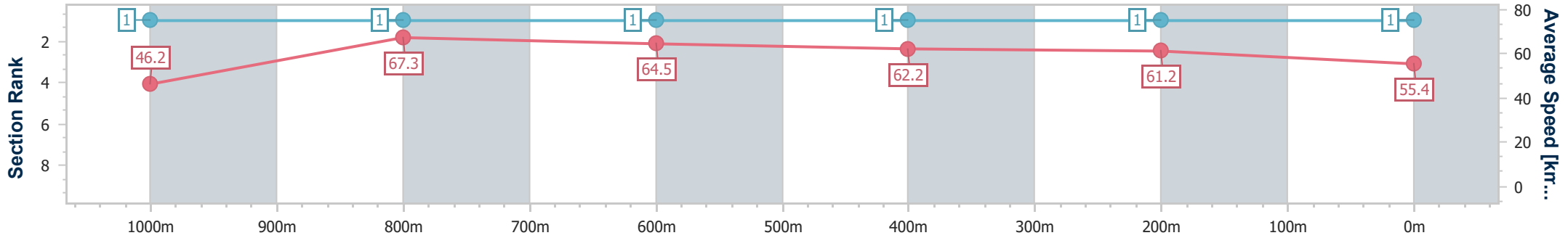
Doomben QLD Professional
Race 1: GIRLS DAY OUT ON SALE NOW QTIS Two-Year-Old
Maiden Plate - 1110m
17 January 2024 - 13:40



BRISBANE
RACING CLUB

Track Rating: Soft 7, Weather: Overcast, Rail Position: +7.5 Entire

Section	Overall	1000m	800m	600m	400m	200m
Section Times	1:06.82 [1] (0:08.62)	0:58.20 [1] (0:10.71)	0:47.49 [1] (0:11.21)	0:36.28 [1] (0:11.55)	0:24.73 [1] (0:11.71)	0:13.02 [1] (0:13.02)
Average Speed [km/h]	46.2	67.3	64.5	62.2	61.2	55.4
Top Speed [km/h]	66.6	68.1	66.8	63.6	61.9	59.3
Avg. Dist. to Rail [m]	2.4	0.4	1.0	0.6	0.6	1.1
Avg. Stride Freq. [Hz]	2.3	2.6	2.6	2.5	2.4	2.3
Avg. Stride Length [m]	5.6	7.0	7.0	7.1	7.0	6.6



- [] Ranking at each section and finish
- .-.- No data available at this section
- NA No data available



Horse/Jockey Name	Lady Bossa Nova
Final Rank	2
Fastest Section Time (Section)	0:08.63 (Overall)
Top Speed [km/h] (Section)	67.5 (1000m)
Race State	Finished



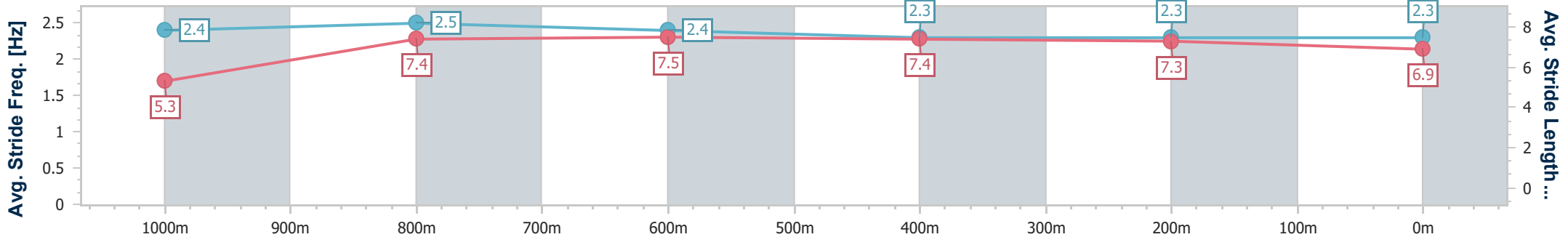
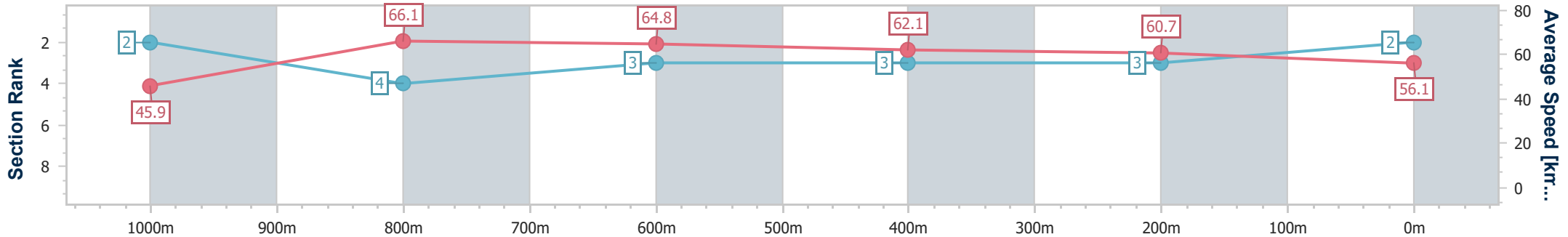
Doomben QLD Professional
Race 1: GIRLS DAY OUT ON SALE NOW QTIS Two-Year-Old
Maiden Plate - 1110m
17 January 2024 - 13:40



BRISBANE
RACING CLUB

Track Rating: Soft 7, Weather: Overcast, Rail Position: +7.5 Entire

Section	Overall	1000m	800m	600m	400m	200m
Section Times	1:07.06 [2] (0:08.63)	0:58.43 [2] (0:10.91)	0:47.52 [4] (0:11.19)	0:36.33 [3] (0:11.64)	0:24.69 [3] (0:11.85)	0:12.84 [3] (0:12.84)
Average Speed [km/h]	45.9	66.1	64.8	62.1	60.7	56.1
Top Speed [km/h]	65.0	67.5	65.5	63.6	61.4	60.1
Avg. Dist. to Rail [m]	1.1	0.3	1.3	1.0	0.8	0.8
Avg. Stride Freq. [Hz]	2.4	2.5	2.4	2.3	2.3	2.3
Avg. Stride Length [m]	5.3	7.4	7.5	7.4	7.3	6.9



- [] Ranking at each section and finish
- .-.- No data available at this section
- NA No data available



Horse/Jockey Name	Due Calzini
Final Rank	3
Fastest Section Time (Section)	0:09.03 (Overall)
Top Speed [km/h] (Section)	67.7 (1000m)
Race State	Finished



Doomben QLD Professional
Race 1: GIRLS DAY OUT ON SALE NOW QTIS Two-Year-Old
Maiden Plate - 1110m

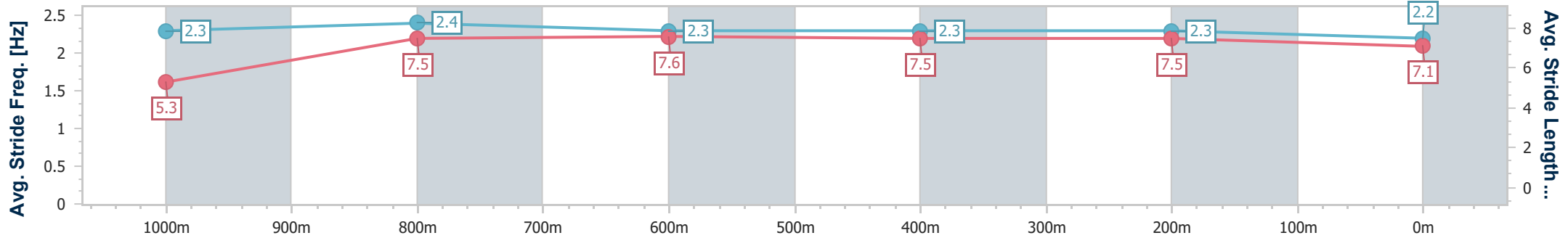
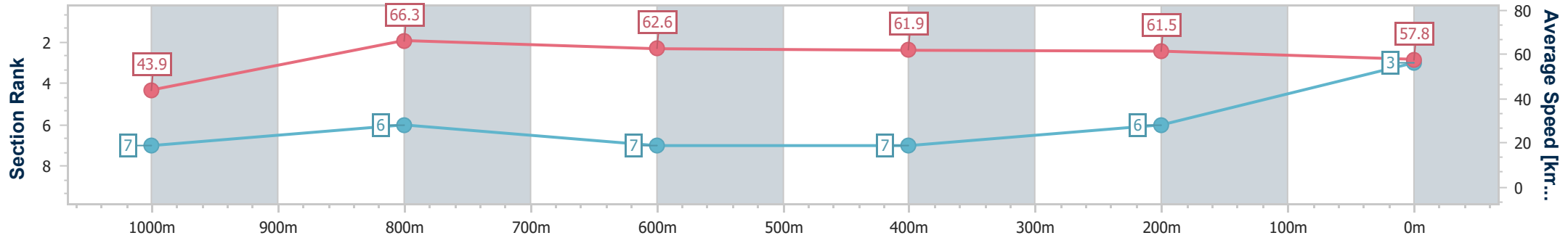
17 January 2024 - 13:40

Track Rating: Soft 7, Weather: Overcast, Rail Position: +7.5 Entire



BRISBANE
RACING CLUB

Section	Overall	1000m	800m	600m	400m	200m
Section Times	1:07.33 [3] (0:09.03)	0:58.30 [7] (0:10.90)	0:47.40 [6] (0:11.55)	0:35.85 [7] (0:11.67)	0:24.18 [7] (0:11.73)	0:12.45 [6] (0:12.45)
Average Speed [km/h]	43.9	66.3	62.6	61.9	61.5	57.8
Top Speed [km/h]	65.2	67.7	64.5	63.2	62.2	61.0
Avg. Dist. to Rail [m]	3.8	1.3	0.5	0.9	1.9	3.3
Avg. Stride Freq. [Hz]	2.3	2.4	2.3	2.3	2.3	2.2
Avg. Stride Length [m]	5.3	7.5	7.6	7.5	7.5	7.1



- [] Ranking at each section and finish
- .-.- No data available at this section
- NA No data available



Horse/Jockey Name	Mishy
Final Rank	4
Fastest Section Time (Section)	0:08.73 (Overall)
Top Speed [km/h] (Section)	69.3 (1000m)
Race State	Finished



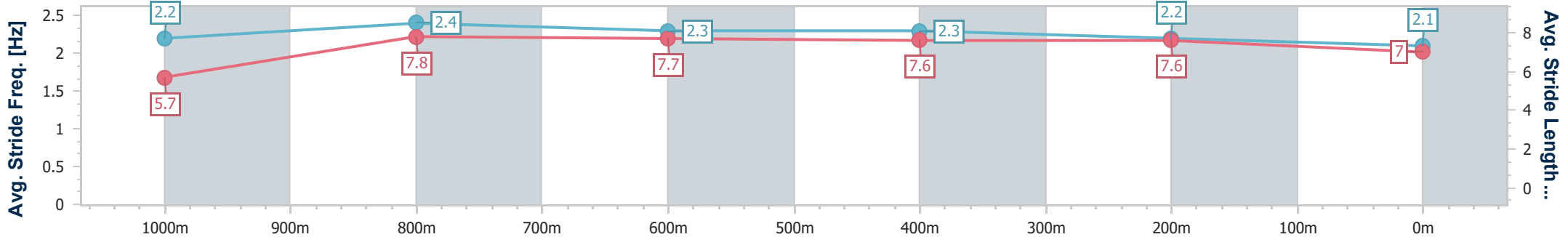
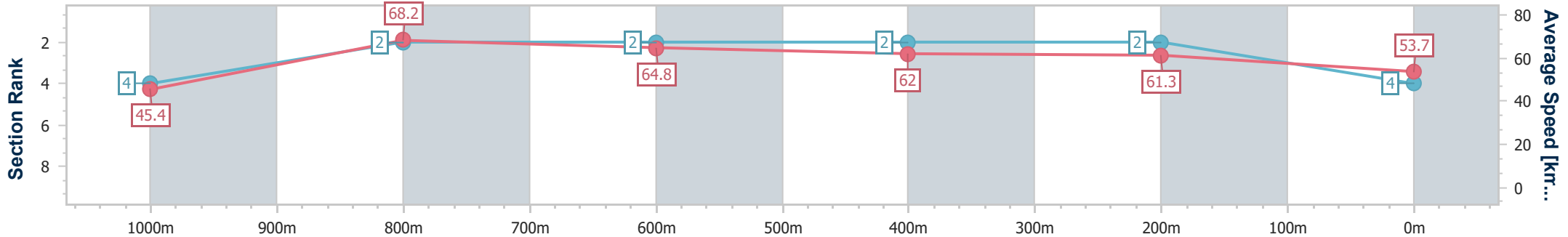
Doomben QLD Professional
Race 1: GIRLS DAY OUT ON SALE NOW QTIS Two-Year-Old
Maiden Plate - 1110m
17 January 2024 - 13:40



BRISBANE
RACING CLUB

Track Rating: Soft 7, Weather: Overcast, Rail Position: +7.5 Entire

Section	Overall	1000m	800m	600m	400m	200m
Section Times	1:07.41 [4] (0:08.73)	0:58.68 [4] (0:10.63)	0:48.05 [2] (0:11.22)	0:36.83 [2] (0:11.69)	0:25.14 [2] (0:11.74)	0:13.40 [2] (0:13.40)
Average Speed [km/h]	45.4	68.2	64.8	62.0	61.3	53.7
Top Speed [km/h]	66.3	69.3	67.5	63.7	62.6	58.9
Avg. Dist. to Rail [m]	6.3	3.1	2.2	1.1	0.3	0.9
Avg. Stride Freq. [Hz]	2.2	2.4	2.3	2.3	2.2	2.1
Avg. Stride Length [m]	5.7	7.8	7.7	7.6	7.6	7.0



- [] Ranking at each section and finish
- .-.-.- No data available at this section
- NA No data available



Horse/Jockey Name	Shining Spirit
Final Rank	5
Fastest Section Time (Section)	0:08.80 (Overall)
Top Speed [km/h] (Section)	66.0 (1000m)
Race State	Finished



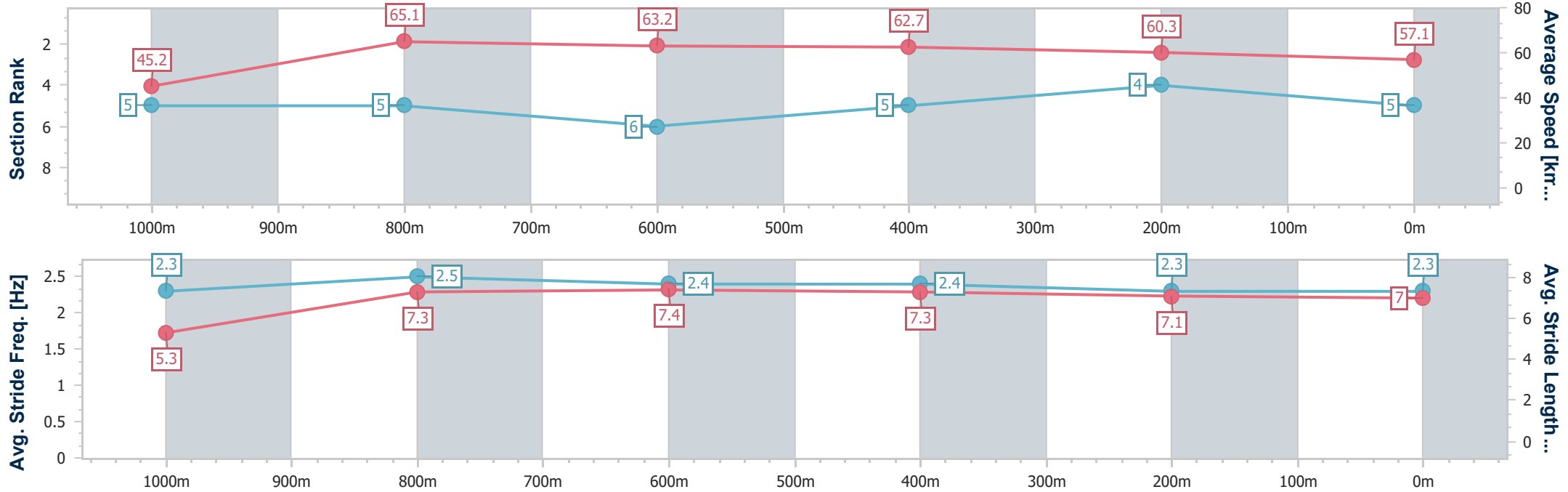
Doomben QLD Professional
Race 1: GIRLS DAY OUT ON SALE NOW QTIS Two-Year-Old
Maiden Plate - 1110m
17 January 2024 - 13:40



BRISBANE
RACING CLUB

Track Rating: Soft 7, Weather: Overcast, Rail Position: +7.5 Entire

Section	Overall	1000m	800m	600m	400m	200m
Section Times	1:07.43 [5] (0:08.80)	0:58.63 [5] (0:11.03)	0:47.60 [5] (0:11.43)	0:36.17 [6] (0:11.58)	0:24.59 [5] (0:11.94)	0:12.65 [4] (0:12.65)
Average Speed [km/h]	45.2	65.1	63.2	62.7	60.3	57.1
Top Speed [km/h]	62.8	66.0	64.5	64.3	61.1	59.9
Avg. Dist. to Rail [m]	2.6	0.7	0.8	1.4	1.4	1.0
Avg. Stride Freq. [Hz]	2.3	2.5	2.4	2.4	2.3	2.3
Avg. Stride Length [m]	5.3	7.3	7.4	7.3	7.1	7.0



- [] Ranking at each section and finish
- .-.-.- No data available at this section
- NA No data available



Horse/Jockey Name	Mishani Reactor
Final Rank	6
Fastest Section Time (Section)	0:08.83 (Overall)
Top Speed [km/h] (Section)	66.2 (1000m)
Race State	Finished



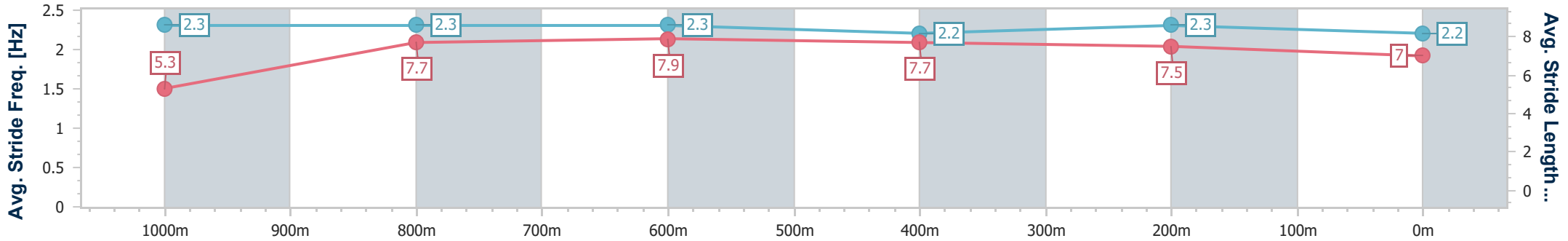
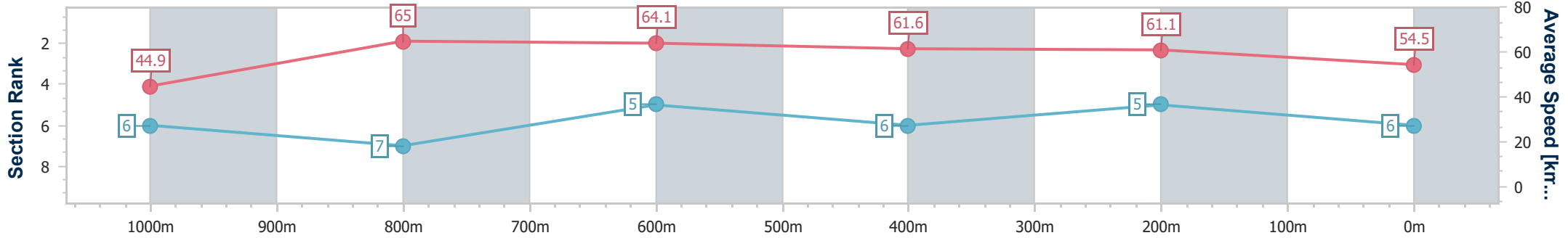
Doomben QLD Professional
Race 1: GIRLS DAY OUT ON SALE NOW QTIS Two-Year-Old
Maiden Plate - 1110m
17 January 2024 - 13:40



BRISBANE
RACING CLUB

Track Rating: Soft 7, Weather: Overcast, Rail Position: +7.5 Entire

Section	Overall	1000m	800m	600m	400m	200m
Section Times	1:07.98 [6] (0:08.83)	0:59.15 [6] (0:11.14)	0:48.01 [7] (0:11.27)	0:36.74 [5] (0:11.75)	0:24.99 [6] (0:11.79)	0:13.20 [5] (0:13.20)
Average Speed [km/h]	44.9	65.0	64.1	61.6	61.1	54.5
Top Speed [km/h]	63.7	66.2	64.8	64.2	62.0	59.8
Avg. Dist. to Rail [m]	7.2	2.6	0.9	0.6	0.5	0.3
Avg. Stride Freq. [Hz]	2.3	2.3	2.3	2.2	2.3	2.2
Avg. Stride Length [m]	5.3	7.7	7.9	7.7	7.5	7.0



- [] Ranking at each section and finish
- .-.- No data available at this section
- NA No data available



Horse/Jockey Name	Sweet Candy
Final Rank	7
Fastest Section Time (Section)	0:08.70 (Overall)
Top Speed [km/h] (Section)	67.6 (1000m)
Race State	Finished



Doomben QLD Professional
Race 1: GIRLS DAY OUT ON SALE NOW QTIS Two-Year-Old
Maiden Plate - 1110m

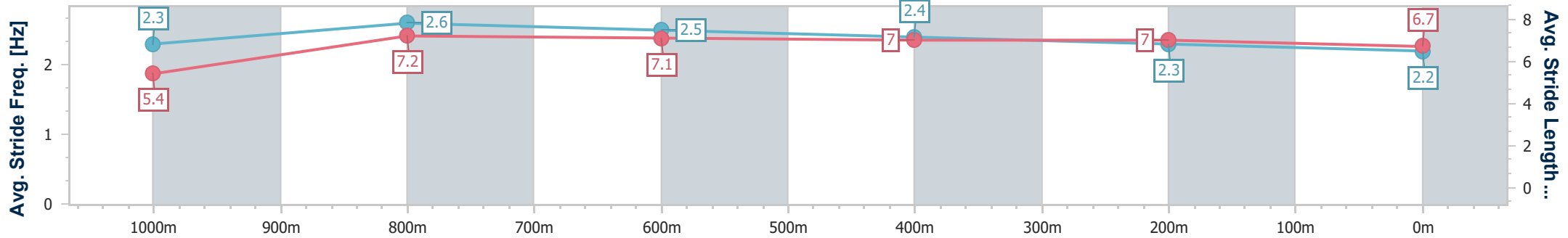
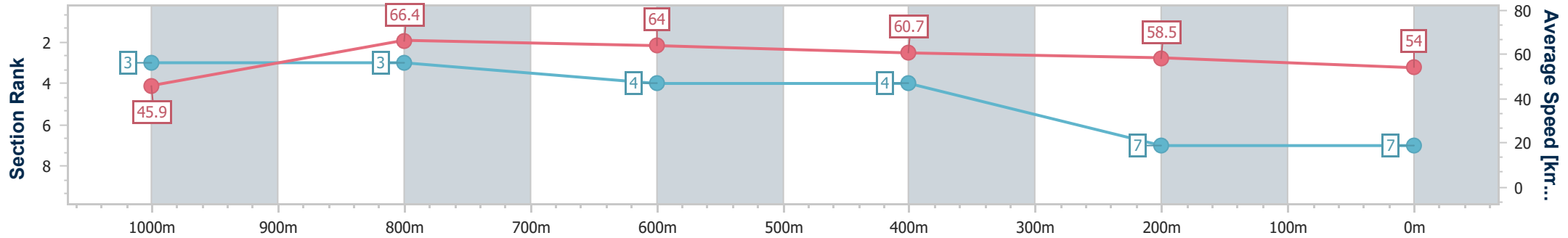
17 January 2024 - 13:40

Track Rating: Soft 7, Weather: Overcast, Rail Position: +7.5 Entire



BRISBANE
RACING CLUB

Section	Overall	1000m	800m	600m	400m	200m
Section Times	1:08.33 [7] (0:08.70)	0:59.63 [3] (0:10.81)	0:48.82 [3] (0:11.29)	0:37.53 [4] (0:11.86)	0:25.67 [4] (0:12.30)	0:13.37 [7] (0:13.37)
Average Speed [km/h]	45.9	66.4	64.0	60.7	58.5	54.0
Top Speed [km/h]	65.9	67.6	64.0	63.6	59.9	57.7
Avg. Dist. to Rail [m]	5.0	0.7	0.4	0.5	0.3	0.8
Avg. Stride Freq. [Hz]	2.3	2.6	2.5	2.4	2.3	2.2
Avg. Stride Length [m]	5.4	7.2	7.1	7.0	7.0	6.7



- [] Ranking at each section and finish
- .-.- No data available at this section
- NA No data available